

Project		Catalog #	XTOR3B	Type	OAI
Prepared by		Notes		Date	



# Lumark

## Crosstour Series

### Wall Mount Luminaire

#### Product Certifications & Features



#### Interactive Menu

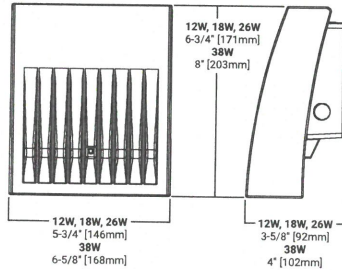
- Ordering Information page 2
- Product Specifications page 2
- Energy and Performance Data page 3

#### Quick Facts

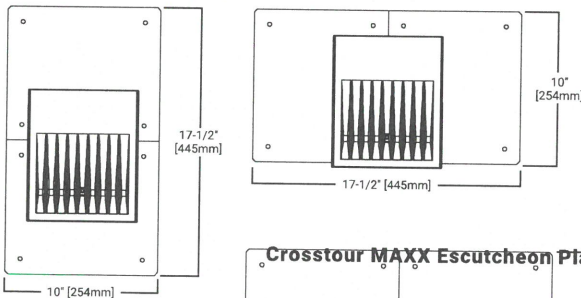
- Available in 12W, 18W, 26, & 38W (900 - 3,100 lumens) models
- Available in 5000K or 4000K (CCT)
- Wall, inverted or pole mount
- Energy and maintenance savings up to 95% compared to HID
- Energy efficient illumination results in up to 177LPW
- Replaces 70W up to 450W HID equivalents
- Optional floodlighting kit converts from wall to floodlight, and pole mount

#### Dimensional Details

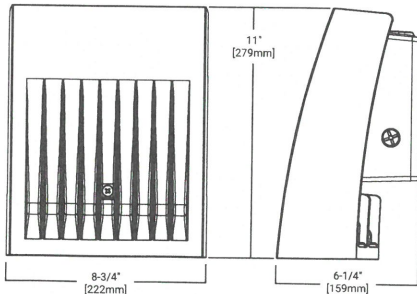
##### Crosstour Full Cut-off



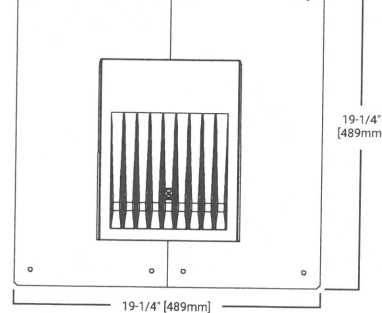
##### Crosstour Escutcheon Plates



##### Crosstour MAXX Full Cut-off



##### Crosstour MAXX Escutcheon Plate



Ordering Information

SAMPLE NUMBER: XTOR2B-W-WT-PC1

Domestic Preferences	Series <sup>1</sup>	LED Kelvin Color	Housing Color	Options (Add as Suffix)	Accessories (Order Separately)
<b>[Blank]</b> =Standard <b>BAA</b> =Buy American Act <sup>7</sup> <b>TAA</b> =Trade Agreements Act <sup>7</sup> <b>BABA</b> =Build America Buy America Act <sup>8</sup>	XTOR1B=Small Door, 12W XTOR2B=Small Door, 18W XTOR3B=Small Door, 26W XTOR4B=Medium Door, 38W	<b>[Blank]</b> =Bright White (Standard), 5000K <b>W</b> =Neutral White, 4000K <b>Y</b> =Warm White, 3000K	<b>[Blank]</b> =Carbon Bronze (Standard) <b>WT</b> =Summit White <b>BK</b> =Black <b>BZ</b> =Bronze <b>AP</b> =Grey <b>GM</b> =Graphite Metallic <b>DP</b> =Dark Platinum	PC1=Photocontrol 120V <sup>2</sup> PC2=Photocontrol 208-277V <sup>2,3</sup> 347V=347V <sup>4</sup> HA=50°C High Ambient <sup>4</sup>	XTORFLD-KNC=Knuckle Floodlight Kit <sup>6</sup> XTORFLD-TRN=Trunnion Floodlight Kit <sup>6</sup> XTORFLD-KNC-WT=Knuckle Floodlight Kit, Summit White <sup>6</sup> XTORFLD-TRN-WT=Trunnion Floodlight Kit, Summit White <sup>6</sup> EWP/XTOR=Escutcheon Wall Plate, Carbon Bronze EWP/XTOR-WT=Escutcheon Wall Plate, Summit White
	Full Cutoff XTOR6B=MAXX, 58W XTOR8B=MAXX, 81W XTOR12B=MAXX, 102W  Refractive Lens XTOR6BRL=MAXX, 58W XTOR8BRL=MAXX, 81W XTOR12BRL=MAXX, 102W				

<b>NOTES:</b> 1. DesignLights Consortium® Qualified and classified for both DLC Standard and DLC Premium, refer to designlights.org for details. 2. Photocontrols are factory installed. 3. Order PC2 for 347V models. 4. Thru-branch wiring not available with HA option or with 347V. XTOR3B not available with HA and 347V or 120V combination. 5. Wire guard for wall/surface mount. Not for use with floodlight kit accessory. 6. Floodlight kit accessory supplied with knuckle (KNC) or trunnion (TRN) base, small and large top visors and small and large impact shields. 7. Only product configurations with these designated prefixes are built to be compliant with the Buy American Act of 1933 (BAA) or Trade Agreements Act of 1979 (TAA), respectively. Please refer to <a href="#">DOMESTIC PREFERENCES</a> website for more information. Components shipped separately may be separately analyzed under domestic preference requirements. 8. Only product configurations with these prefixes are built to be compliant with the Buy American Act of 1933 (BAA) or the Build America Buy America Act (BABA). BABA is the minimum Government compliance requirement for the Build America Buy America standards which is part of the Infrastructure and Investment Jobs Act (IIJA). Individual Government Agencies may have more stringent compliance standards. Please refer to the <a href="#">DOMESTIC PREFERENCES</a> website or consult the CLS Domestic Preferences team for more information. Components shipped separately may be separately analyzed under domestic preference requirements.			9. Not available with HA option. 10. Deep back box is standard for 347V, 480V, CBP, PMA, MS-L20 and MS/DIM-L20. 11. Not available with CBP option. 12. Thru-branch wiring not available with HA option or with 347V. 13. Only for use with 480V Wye systems. Per NEC, not for use with ungrounded systems, impedance grounded systems or corner grounded systems (commonly known as Three Phase Three Wire Delta, Three Phase High Leg Delta and Three Phase Corner Grounded Delta systems). 14. Not available with MS-L20 and MS/DIM-L20 options. 15. Use PC2 with 347V or 480V option for photocontrol. Factory wired to 208-277V lead. 16. Customer is responsible for engineering analysis to confirm pole and fixture compatibility for all applications. Refer to our white paper WP513001EN for additional support information. 17. For use in downlight orientation only. Optimal coverage at mounting heights of 9'-20". 18. 120V thru 277V only. 19. Factory set to 50% power reduction after 15-minutes of inactivity. Dimming driver included. 20. Includes integral photo sensor. 21. The FSIR-100 configuration tool is required to adjust parameters including high and low modes, sensitivity, time delay, cutoff, and more. Consult your lighting representative at Eaton for more information. 22. 120V or 277V operation only. 23. Operating temperatures -20°C to 25°C. 24. Not available in XTOR12B or XTOR12BRL models. 25. Replace XX with housing color.		
---	--	--	--	--	--

Crosstour Stock Ordering Information

12W Series	18W Series	26W Series	38W Series
XTOR1B=12W, 5000K, Carbon Bronze	XTOR2B=18W, 5000K, Carbon Bronze	XTOR3B=26W, 5000K, Carbon Bronze	XTOR4B=38W, 5000K, Carbon Bronze
XTOR1B-WT=12W, 5000K, Summit White	XTOR2B-W=18W, 4000K, Carbon Bronze	XTOR3B-W=26W, 4000K, Carbon Bronze	XTOR4B-W=38W, 4000K, Carbon Bronze
XTOR1B-PC1=12W, 5000K, 120V PC, Carbon Bronze	XTOR2B-WT=18W, 5000K, Summit White	XTOR3B-WT=26W, 5000K, Summit White	XTOR4B-WT=38W, 5000K, Summit White
XTOR1B-W=12W, 4000K, Carbon Bronze	XTOR2B-PC1=18W, 5000K, 120V PC, Carbon Bronze	XTOR3B-PC1=26W, 5000K, 120V PC, Carbon Bronze	XTOR4B-PC1=38W, 5000K, 120V PC, Carbon Bronze
	XTOR2B-W-PC1=18W, 4000K, 120V PC, Carbon Bronze	XTOR3B-W-PC1=26W, 4000K, 120V PC, Carbon Bronze	XTOR4B-W-PC1=38W, 4000K, 120V PC, Carbon Bronze
	XTOR2B-347V=18W, 5000K, Carbon Bronze, 347V	XTOR3B-347V=26W, 5000K, Carbon Bronze, 347V	XTOR4B-347V=38W, 5000K, Carbon Bronze, 347V
	XTOR2B-WT-PC1=18W, 5000K, 120V PC, Summit White	XTOR3B-PC2=26W, 5000K, 208-277V PC, Carbon Bronze	

Crosstour MAXX Stock Ordering Information

58W Series	81W Series	102W Series
<b>FULL CUTOFF</b>		
XTOR6B=58W, 5000K, Carbon Bronze	XTOR8B=81W, 5000K, Carbon Bronze	XTOR12B=102W, 5000K, Carbon Bronze
XTOR6B-PC1=58W, 5000K, 120V PC, Carbon Bronze	XTOR8B-PC1=81W, 5000K, 120V PC, Carbon Bronze	
XTOR6B-WT= 58W, 5000K, Summit White	XTOR8B-WT=81W, 5000K, Summit White	
XTOR6B-W=58W, 4000K, Carbon Bronze	XTOR8B-PC2=81W, 5000K, 208-277V PC, Carbon Bronze	
XTOR6B-PMA= 58W, 5000K, Pole Mount Arm, Carbon Bronze	XTOR8B-PMA=81W, 5000K, Pole Mount Arm, Carbon Bronze	
XTOR6B-PC2= 58W, 5000K, 208-277V PC, Carbon Bronze	XTOR8B-347V=81W, 5000K, Carbon Bronze, 347V	
<b>REFRACTIVE LENS</b>		
XTOR6BRL=58W, 5000K, Refractive Lens, Carbon Bronze	XTOR8BRL=81W, 5000K, Refractive Lens, Carbon Bronze	XTOR12BRL=102W, 5000K, Refractive Lens, Carbon Bronze
XTOR6BRL-PC1=58W, 5000K, Refractive Lens, 120V PC, Carbon Bronze	XTOR8BRL-PC1=81W, 5000K, Refractive Lens, 120V PC, Carbon Bronze	XTOR12BRL-W=102W, 4000K, Refractive Lens, Carbon Bronze
XTOR6BRL-WT=58W, 5000K, Refractive Lens, Summit White	XTOR8BRL-WT=81W, 5000K, Refractive Lens, Summit White	XTOR12RBL-347V=102W, 5000K, Refractive Lens, Carbon Bronze, 347V
XTOR6BRL-W=58W, 4000K, Refractive Lens, Carbon Bronze	XTOR8BRL-PC2=81W, 5000K, Refractive Lens, 208-277V PC, Carbon Bronze	
XTOR6BRL-PMA=58W, 5000K, Refractive Lens, Pole Mount Arm, Carbon Bronze	XTOR8BRL-PMA=81W, 5000K, Refractive Lens, Pole Mount Arm, Carbon Bronze	
XTOR6BRL-PC2=58W, 5000K, Refractive Lens, 208-277V PC, Carbon Bronze	XTOR8BRL-W=81W, 4000K, Refractive Lens, Carbon Bronze	
XTOR6BRL-347V=58W, 5000K, Refractive Lens, Carbon Bronze, 347V	XTOR8BRL-347V = 81W, 5000K, Refractive Lens, Carbon Bronze, 347V	

Product Specifications

Physical Characteristics

- Die-cast aluminum housing
- External back fin design extracts heat from the surface to thermally optimize design for longer luminaire life
- tool-less electrical connections with the supplied push-in connectors.
- supports both the small and medium forms and mounts to standard 3-1/2" to 4" round and octagonal, 4" square, single gang and masonry junction boxes.

Optics

- Dark Sky Approved (Fixed mount, Full cutoff, and 3000K CCT only)
- Silicone-sealed optical LED chamber
- impact-resistant tempered glass and meets IESNA requirements for full cutoff compliance
- Available in seven lumen packages; 5000K, 4000K and 3000K CCT

Electrical

- Standard universal voltage (120-277V, 50/60Hz)
- Driver incorporates 6kV surge protection
- -40°C minimum operating temperature
- 40°C maximum operating temperature
- <20% total harmonic distortion

Mounting

- Knuckle, Trunnion, Escutcheon Wall Plate

Finish

- Five-stage super TGIC polyester powder coat paint, 2.5 mil nominal thickness

Typical Applications

- Wall Mount, Bullet Flood, Pole Mount, Exterior wall, Walkway

Compliance

- BAA domestic preference option meets BAA requirements. See [DOMESTIC PREFERENCES](#) website or consult the CLS Domestic Preferences team for more information
- FHWA and FTA agencies are utilizing their BAA rules for BABA compliance. Cooper's products with a BAA designation are manufactured in the US and utilize a BAA COTS exemption rule for compliance. To verify a configured product with specific accessories and options meet BABA Domestic Preference Requirements; submit this catalog number to Cooper Lighting Quotation team for validation by our Engineering and Manufacturing teams. Please refer to the [DOMESTIC PREFERENCES](#) website or consult the CLS Domestic Preferences team for more information. Components shipped separately may be separately analyzed under domestic preference requirements.

Shipping Data

- Small fixture=5 lbs. [2.36 kgs.]
- Small with sensor or CBP=10 lbs. [4.40 kgs.]
- Large fixture=12 lbs. [5.45 kgs.]
- Large with sensor or CBP=17 lbs. [7.73 kgs.]
- Large with sensor & CBP=21 lbs. [9.54 kgs.]

Warranty

- Five year limited warranty, consult website for details. [www.cooperlighting.com/legal](http://www.cooperlighting.com/legal)

Energy and Performance Data

Crosstour Power and Lumens

LED Information	XTOR1B	XTOR1B-W	XTOR1B-Y	XTOR2B	XTOR2B-W	XTOR2B-Y	XTOR3B	XTOR3B-W	XTOR3B-Y	XTOR4B	XTOR4B-W	XTOR4B-Y
Delivered Lumens (Wall Mount)	1,418	1,396	1,327	2,135	2,103	1,997	2,751	2,710	2,575	4,269	4,205	3,995
Delivered Lumens (With Flood Accessory Kit) <sup>1</sup>	1,005	990	940	1,495	1,472	1,399	2,099	2,068	1,965	3,168	3,121	2,965
B.U.G. Rating <sup>2</sup>	B1-U0-G0	B1-U0-G0	B1-U0-G0	B1-U0-G0	B1-U0-G0	B1-U0-G0	B1-U0-G0	B1-U0-G0	B1-U0-G0	B2-U0-G0	B2-U0-G0	B2-U0-G0
CCT (Kelvin)	5,000	4,000	3,000	5,000	4,000	3,000	5,000	4,000	3,000	5,000	4,000	3,000
CRI (Color Rendering Index)	70	70	70	70	70	70	70	70	70	70	70	70
Power Consumption (Watts)	12W	12W	12W	18W	18W	18W	26W	26W	26W	38W	38W	38W

NOTES: 1 Includes shield and visor. 2 B.U.G. Rating does not apply to floodlighting.

Crosstour MAXX Power and Lumens

LED Information	XTOR6B	XTOR6BRL	XTOR6B-W	XTOR6BRL-W	XTOR6B-Y	XTOR6BRL-Y
Delivered Lumens	6,129	6,225	6,038	6,133	5,611	5,826
B.U.G. Rating	B1-U0-G1	B2-U4-G3	B1-U0-G1	B2-U4-G3	B1-U0-G1	B2-U4-G3
CCT (Kelvin)	5000K	5000K	4000K	4000K	3000K	3000K
CRI (Color Rendering Index)	70	70	70	70	70	70
Power Consumption (Watts)	58W	58W	58W	58W	58W	58W

LED Information	XTOR8B	XTOR8BRL	XTOR8B-W	XTOR8BRL-W	XTOR8B-Y	XTOR8BRL-Y
Delivered Lumens	8,502	8,635	8,373	8,504	7,748	8,079
B.U.G. Rating	B2-U0-G1	B2-U4-G3	B2-U0-G1	B2-U4-G3	B2-U0-G1	B2-U4-G3
CCT (Kelvin)	5000K	5000K	4000K	4000K	3000K	3000K
CRI (Color Rendering Index)	70	70	70	70	70	70
Power Consumption (Watts)	81W	81W	81W	81W	81W	81W

LED Information	XTOR12B	XTOR12BRL	XTOR12B-W	XTOR12BRL-W	XTOR12B-Y	XTOR12BRL-Y
Delivered Lumens	12,728	13,458	12,539	13,258	11,861	12,595
B.U.G. Rating	B2-U0-G1	B2-U4-G3	B2-U0-G1	B2-U4-G3	B2-U0-G1	B2-U4-G3
CCT (Kelvin)	5000K	5000K	4000K	4000K	3000K	3000K
CRI (Color Rendering Index)	70	70	70	70	70	70
Power Consumption (Watts)	102W	102W	102W	102W	102W	102W

### Crosstour Lumen Maintenance

Ambient Temperature	TM-21 Lumen Maintenance (72,000 Hours)
<b>XTOR1B Model</b>	
25°C	> 90%
40°C	> 89%
50°C	> 88%
<b>XTOR2B Model</b>	
25°C	> 89%
40°C	> 88%
50°C	> 87%
<b>XTOR3B Model</b>	
25°C	> 89%
40°C	> 88%
50°C	> 87%
<b>XTOR4B Model</b>	
25°C	> 89%
40°C	> 87%
50°C	> 87%

### Crosstour MAXX Lumen Maintenance

Ambient Temperature	TM-21 Lumen Maintenance (72,000 Hours)
<b>XTOR6B Model</b>	
25°C	> 90%
40°C	> 88%
50°C	> 88%
<b>XTOR8B Model</b>	
25°C	> 89%
40°C	> 87%
50°C	> 86%
<b>XTOR12B Model</b>	
25°C	> 89%
40°C	> 87%

### Power and Lumens (Large + CBP)

Light Engine	XTOR1B	XTOR2B	XTOR3B	XTOR4B
<b>Power (Watts)</b>	12	18	26	38
<b>Input Current @ 120V (A)</b>	0.103A	0.15A	0.22A	0.34A
<b>Input Current @ 208V (A)</b>	0.060A	0.09A	0.13A	0.17A
<b>Input Current @ 240V (A)</b>	0.053A	0.08A	0.11A	0.17A
<b>Input Current @ 277V (A)</b>	0.048A	0.07A	0.10A	0.15A
<b>Input Current @ 347V (A)</b>	0.039A	0.06A	0.082A	0.12A

Note: Power and current based on full power consumption while CBP is charging.  
Lumen outputs are while operating in emergency mode only.