





**Option 1 - \$660K TPC/\$470K CC:**

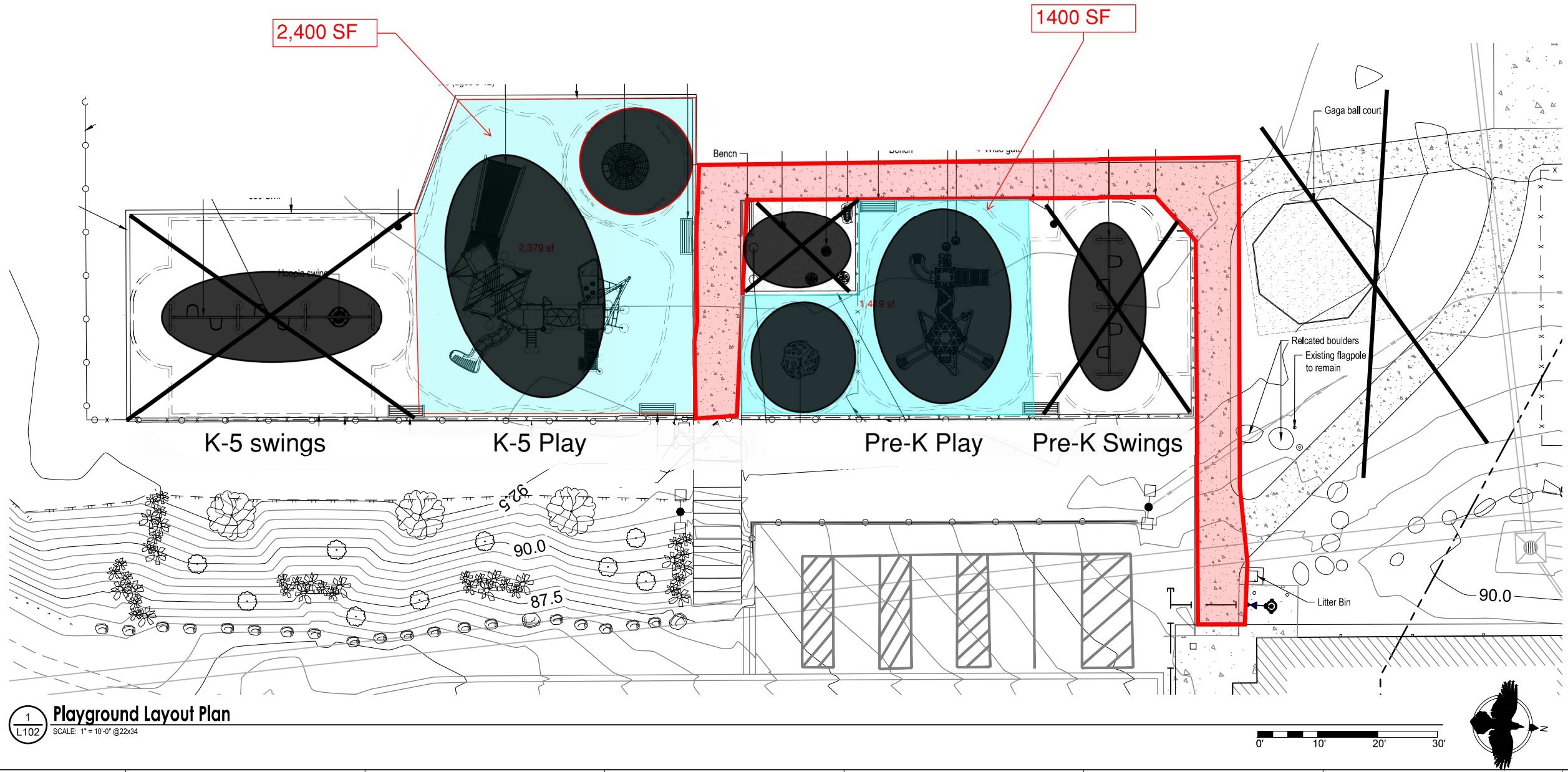
Install safety surfacing in all areas except both Pre-K and K-5 swing areas.

- 1. ADA sidewalk.
- 2. Safety surfacing in blue shaded areas. 3800 SF.
- 3. Provide new fencing per 65% plans

CC- Construction Cost, TPC - Total Project Cost.

LEGEND:

-  No concrete slab nor safety surfacing.
-  Future equipment location.
-  Concrete ADA path
-  Safety Surfacing



1  
L102  
Playground Layout Plan  
SCALE: 1" = 10'-0" @ 22x34

**Corvus Design**  
Landscape Architecture  
www.corvus-design.com  
Anchorage - 907.222.2859  
2506-B Fairbanks St. 99503  
Juneau - 907.988.9000  
119 Seward St. 99801  
AECC #1195



SEAL:

65% DESIGN

PROJECT NUMBER: BE25-188  
CITY AND BOROUGH OF JUNEAU  
DZANTIKI'HEENI  
PLAYGROUND  
JUNEAU, ALASKA

1" = ACTUAL  
If the above dimension does not measure exactly 1", this drawing has been enlarged or reduced, affecting all scales.

DATE: 11/07/2024  
DRAWN BY: BL  
CHECKED BY: CM  
DELIVERABLE: 65%

PLAYGROUND  
LAYOUT PLAN  
SHEET #:  
**L102**

Drawing J:\CBL-24-05 DH Playground\2 - CAD\Corvus-Sheets.dwg last saved on 11/7/2024 4:57 PM was plotted by Bradley Little on 11/7/2024 5:20 PM


## Option 2 - \$800K TPC/\$570K CC:

Install safety surfacing in all areas except K-5 swing areas.

1. ADA sidewalk.
2. Safety surfacing in blue shaded areas. 4800 SF.
3. Provide new fencing per 65% plans

CC- Construction Cost, TPC - Total Project Cost.

### LEGEND:




No concrete slab nor safety surfacing.



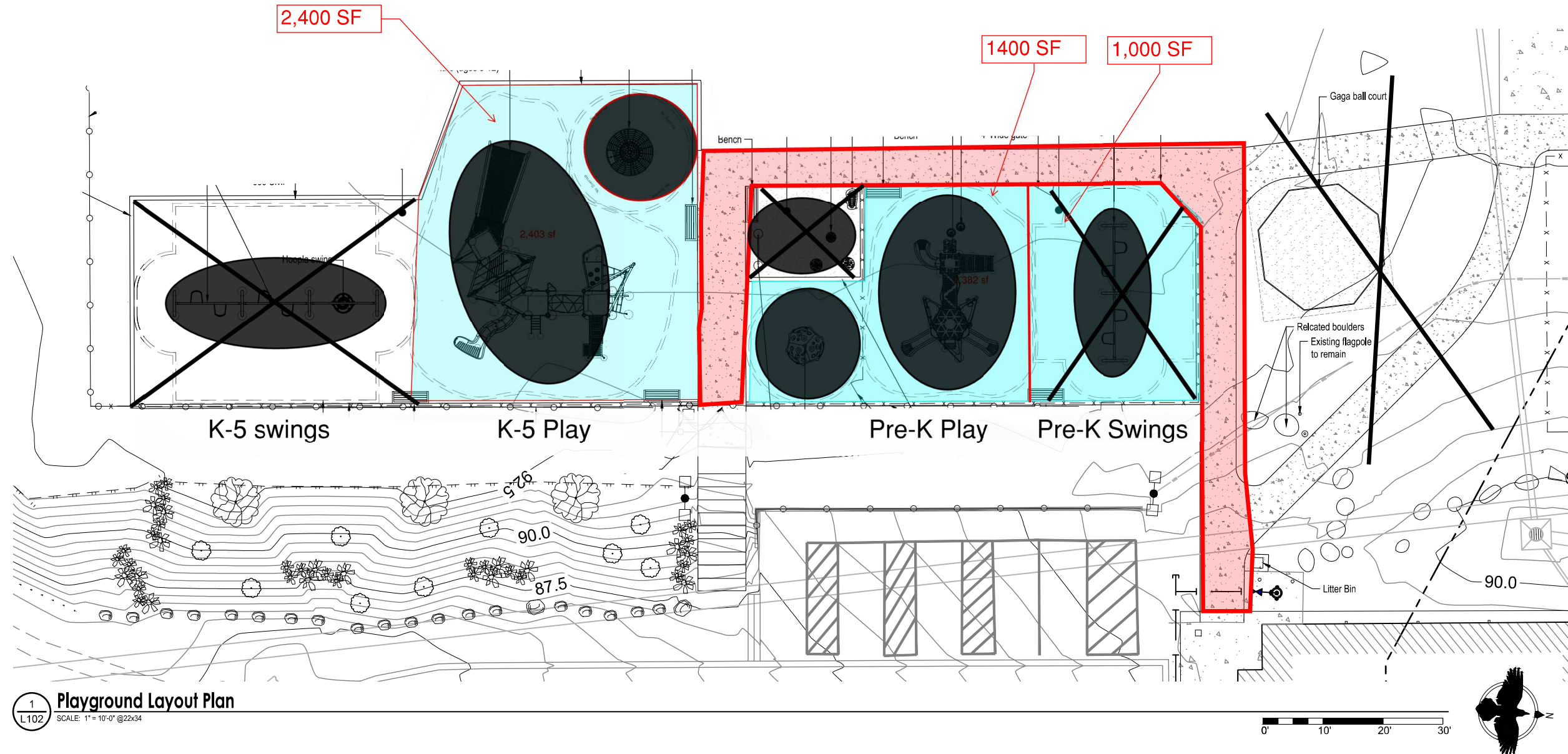
Future equipment location.



Concrete ADA path



Safety Surfacing



1  
L102

Playground Layout Plan

SCALE: 1" = 10'-0" @ 22x34



Corvus Design  
Landscape Architecture  
www.corvus-design.com

Anchorage - 907.222.2859

2506-B Fairbanks St. 99503

Juneau - 907.988.9000

119 Seward St. 99801

AECC #1195



SEAL:

65% DESIGN

PROJECT NUMBER: BE25-188  
CITY AND BOROUGH OF JUNEAU  
DZANTIKI'HEENI  
PLAYGROUND  
JUNEAU, ALASKA

1" = ACTUAL  
If the above dimension does not measure exactly 1", this drawing has been enlarged or reduced, affecting all scales.

DATE: 11/07/2024

DRAWN BY: BL

CHECKED BY: CM

DELIVERABLE: 65%

PLAYGROUND  
LAYOUT PLAN

SHEET #:

L102

©CORVUS DESIGN. ALL RIGHTS RESERVED