



PWFC

Utility Rate Increase

Brian McGuire, Utilities Superintendent

9/18/2023



Agenda

- Rate Increase History: 1992 – 2023
 - Alaska CPI Comparison
- Last Rate Increase Discussion
 - FY20 to FY29 Outlook
 - Then vs Now
- Preview: What we need

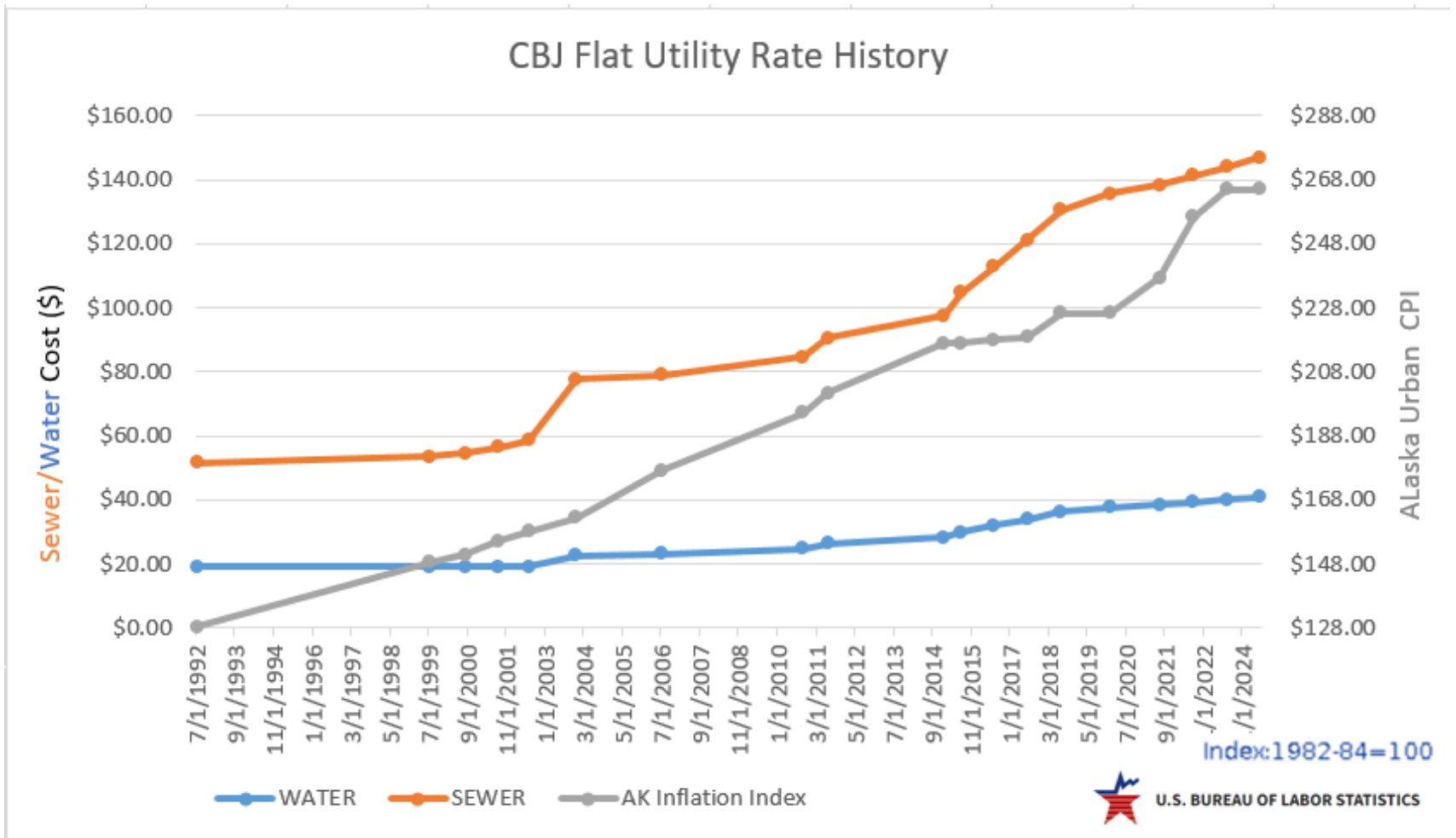


Water & Sewer Rate Increase

- Last Utility Rate Increase takes effect FY 25 (7/1/24 – 6/30/25)
- Request: Increase during period FY26-FY30
 - Request: New rates in effect July 1, 2025



Water & Sewer Rate History





Landscape

[illegible]



Landscape

FY20 - FY29 Strategy	Projected	Actual
Budget Improvements	- Stop shipping biosolids @~\$1.5MM to distribute locally by end of 2020	



Landscape

FY20 - FY29 Strategy	Projected	Actual
Budget Improvements	- Stop shipping biosolids @~\$1.5MM to distribute locally by end of 2020	- Shipping costs rise 54% FY19-FY22 - Shipping costs reach \$2.7MM in FY23
Regulatory Action		



Landscape

FY20 - FY29 Strategy	Projected	Actual
Budget Improvements	- Stop shipping biosolids @~\$1.5MM to distribute locally by end of 2020	- Shipping costs rise 54% FY19-FY22 - Shipping costs reach \$2.7MM in FY23
Regulatory Action	- None	



Landscape

FY20 - FY29 Strategy	Projected	Actual
Budget Improvements	<ul style="list-style-type: none"> - Stop shipping biosolids @~\$1.5MM to distribute locally by end of 2020 	<ul style="list-style-type: none"> - Shipping costs rise 54% FY19-FY22 - Shipping costs reach \$2.7MM in FY23
Regulatory Action	<ul style="list-style-type: none"> - None 	<ul style="list-style-type: none"> - COBC issued 2021



Landscape

FY20 - FY29 Strategy	Projected	Actual
Budget Improvements	- Stop shipping biosolids @~\$1.5MM to distribute locally by end of 2020	- Shipping costs rise 54% FY19-FY22 - Shipping costs reach \$2.7MM in FY23
Regulatory Action	- None	- COBC issued 2021
CIP Spend	- @ Inflation of 2.1/yr	



Landscape

FY20 - FY29 Strategy	Projected	Actual
Budget Improvements	- Stop shipping biosolids @~\$1.5MM to distribute locally by end of 2020	- Shipping costs rise 54% FY19-FY22 - Shipping costs reach \$2.7MM in FY23
Regulatory Action	- None	- COBC issued 2021
CIP Spend	- @ Inflation of 2.1/yr	- CIP Costs roughly DOUBLE in 5 yrs
Future Rev Increases		



Landscape

FY20 - FY29 Strategy	Projected	Actual
Budget Improvements	- Stop shipping biosolids @~\$1.5MM to distribute locally by end of 2020	- Shipping costs rise 54% FY19-FY22 - Shipping costs reach \$2.7MM in FY23
Regulatory Action	- None	- COBC issued 2021
CIP Spend	- @ Inflation of 2.1/yr	- CIP Costs roughly DOUBLE in 5 yrs
Future Rev Increases	- FY20 (Jan - June): 4% - FY21 - FY25: 4% - FY26 - FY30: 3.5%	



Landscape

FY20 - FY29 Strategy	Projected	Actual
Budget Improvements	- Stop shipping biosolids @~\$1.5MM to distribute locally by end of 2020	- Shipping costs rise 54% FY19-FY22 - Shipping costs reach \$2.7MM in FY23
Regulatory Action	- None	- COBC issued 2021
CIP Spend	- @ Inflation of 2.1/yr	- CIP Costs roughly DOUBLE in 5 yrs
Future Rev Increases	- FY20 (Jan - June): 4% - FY21 - FY25: 4% - FY26 - FY30: 3.5%	- FY20 (Jan - June): 4% - FY21 - FY25: 2% - FY26 - FY30: TBD



Landscape

FY20 - FY29 Strategy	Projected	Actual
Budget Improvements	- Stop shipping biosolids @~\$1.5MM to distribute locally by end of 2020	- Shipping costs rise 54% FY19-FY22 - Shipping costs reach \$2.7MM in FY23
Regulatory Action	- None	- COBC issued 2021
CIP Spend	- @ Inflation of 2.1/yr	- CIP Costs roughly DOUBLE in 5 yrs
Future Rev Increases	- FY20 (Jan - June): 4% - FY21 - FY25: 4% - FY26 - FY30: 3.5%	- FY20 (Jan - June): 4% - FY21 - FY25: 2% - FY26 - FY30: TBD
Overall Inflation	- 2.10% annually	



Landscape

FY20 - FY29 Strategy	Projected	Actual
Budget Improvements	<ul style="list-style-type: none"> - Stop shipping biosolids @~\$1.5MM to distribute locally by end of 2020 - 	<ul style="list-style-type: none"> - Shipping costs rise 54% FY19-FY22 - Shipping costs reach \$2.7MM in FY23
Regulatory Action	<ul style="list-style-type: none"> - None - 	COBC issued 2021
CIP Spend	<ul style="list-style-type: none"> - @ Inflation of 2.1/yr 	<ul style="list-style-type: none"> - CIP Costs roughly DOUBLE in 5 yrs
Future Rev Increases	<ul style="list-style-type: none"> - FY20 (Jan - June): 4% - FY21 - FY25: 4% - FY26 - FY30: 3.5% 	<ul style="list-style-type: none"> - FY20 (Jan - June): 4% - FY21 - FY25: 2% - FY26 - FY30: TBD
Overall Inflation	<ul style="list-style-type: none"> - 2.10% annually 	<ul style="list-style-type: none"> - 2020: 4% - 2021: 5% - 2022: 8% - 2023: 3.5% (BU) - 2024: 2.2% (BU)



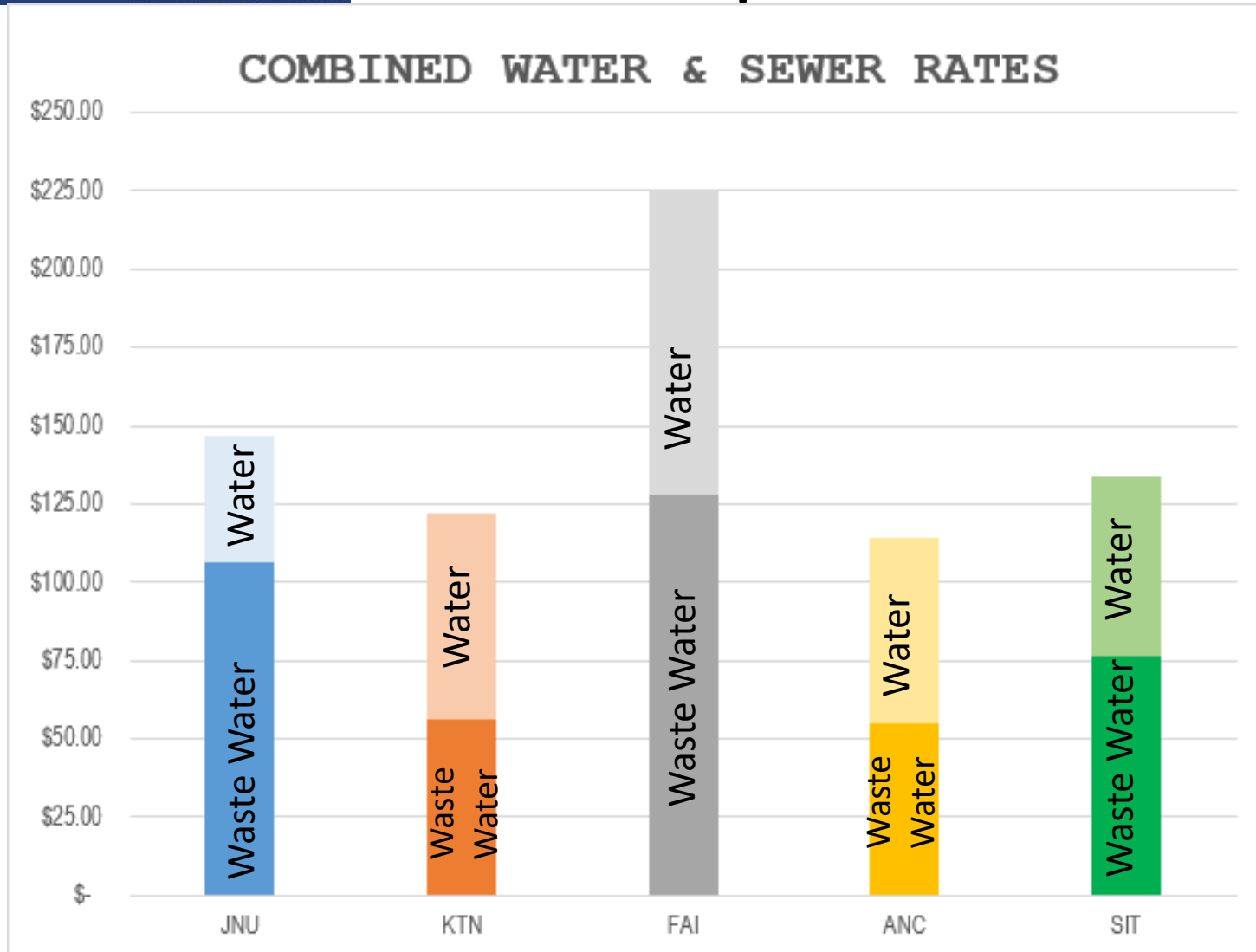
Recent CIP Projects

- Selected projects w/ budget during last 4 yrs

Plant	Funded Project	Year	Cost
JD	Vactor Dump Project	2020	\$5.4MM
JD	JD Motor Control Center Modernization	2021	\$0.5MM
MH	Mendenhall SCADA Upgrade	2024	\$3.9MM
MH	Biosolids Crusher	2022	\$2.5MM
Coll	Outer Dr. and W. Juneau Liftstation Upgrade	2022	\$8.6MM

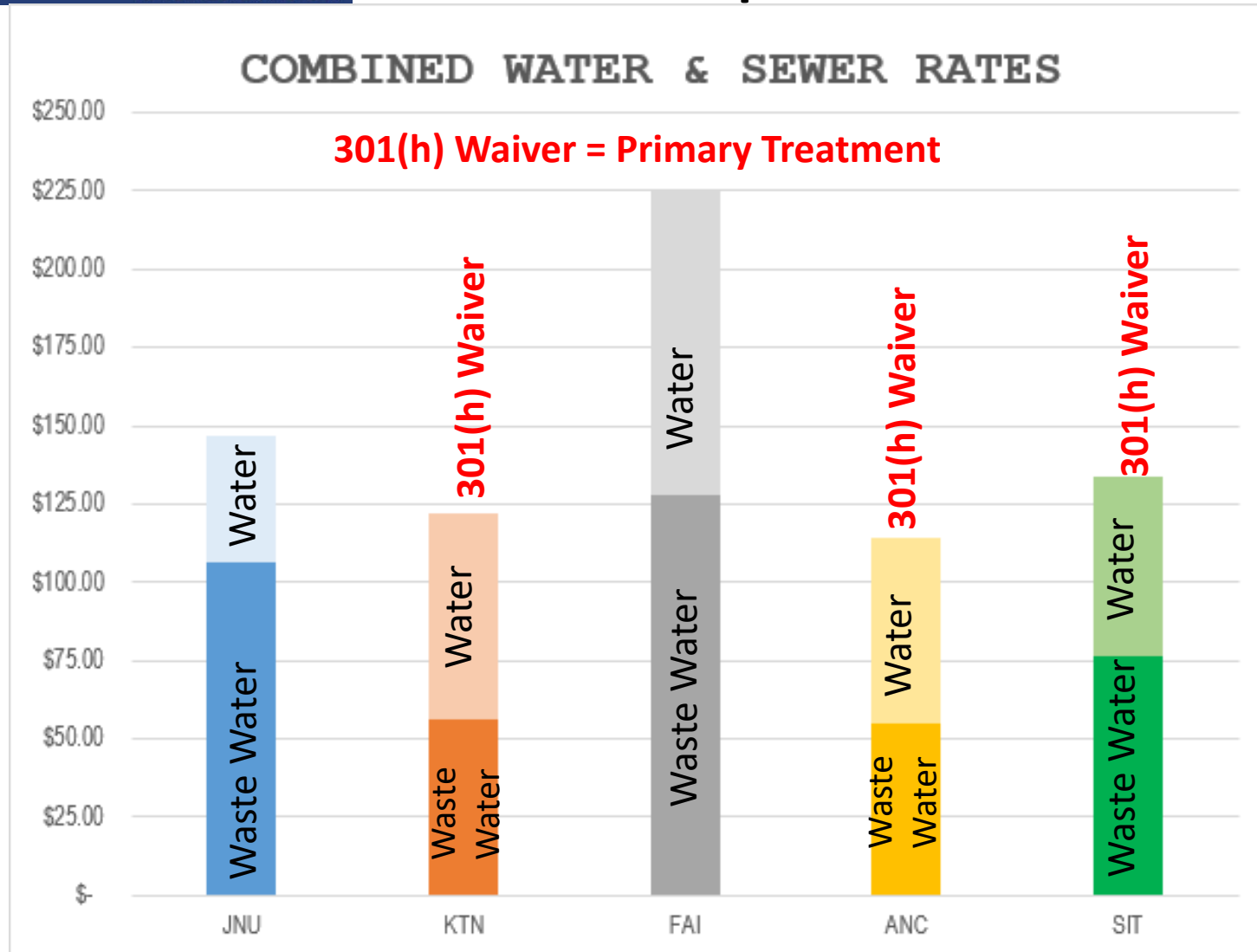


How does Juneau Compare?





How does Juneau Compare?





State of the Effort

- What do we need?
 - Funding Increases of 10-15%
(\$15 - \$22)
- Via Rates, Bonds, Combo, other?

Working with UAB on Final recommendation



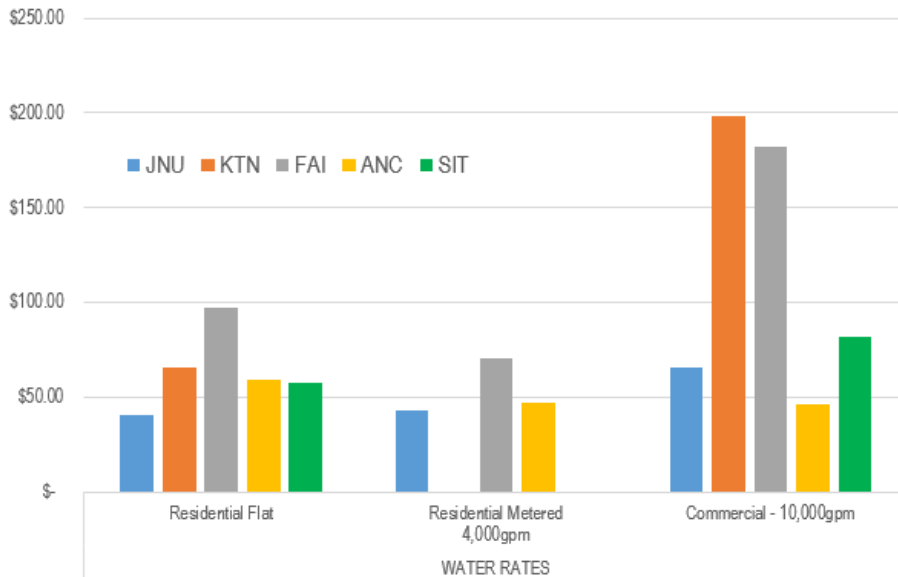
Back up



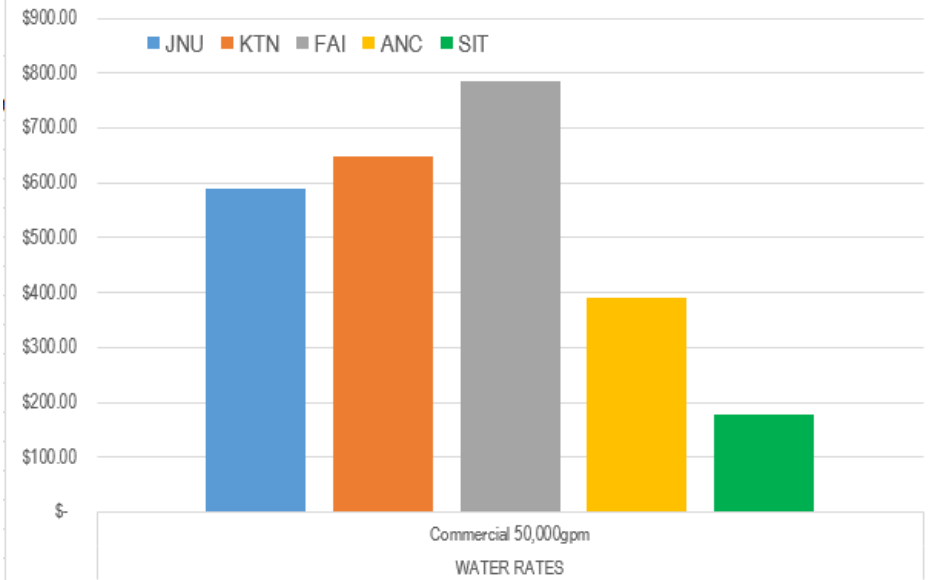
Rate Comparisons

Alaska Water Rates

WATER RATES



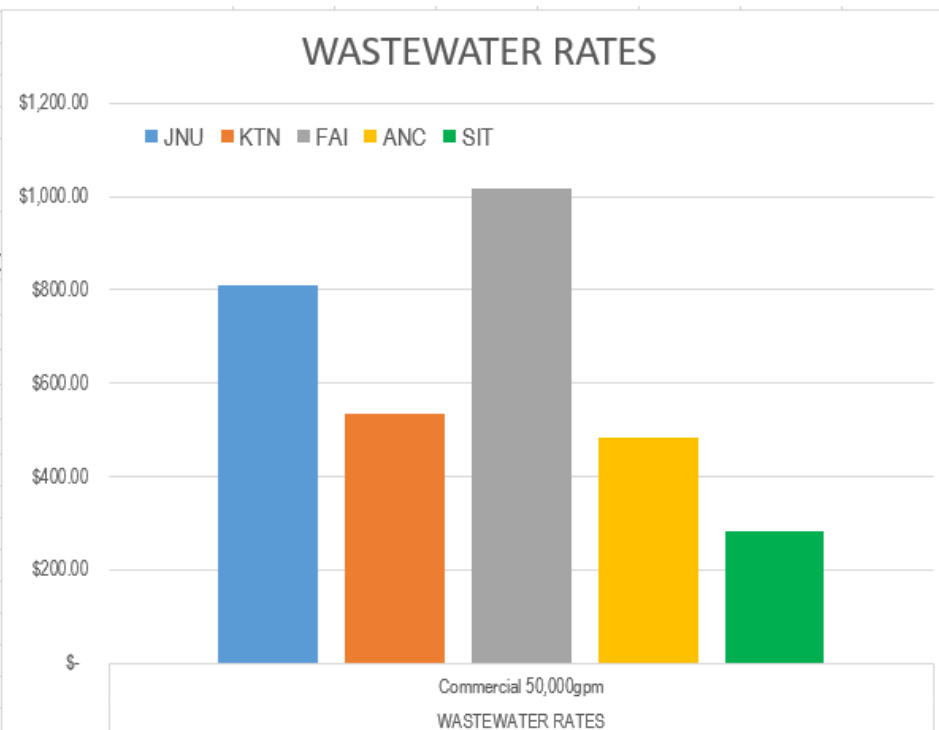
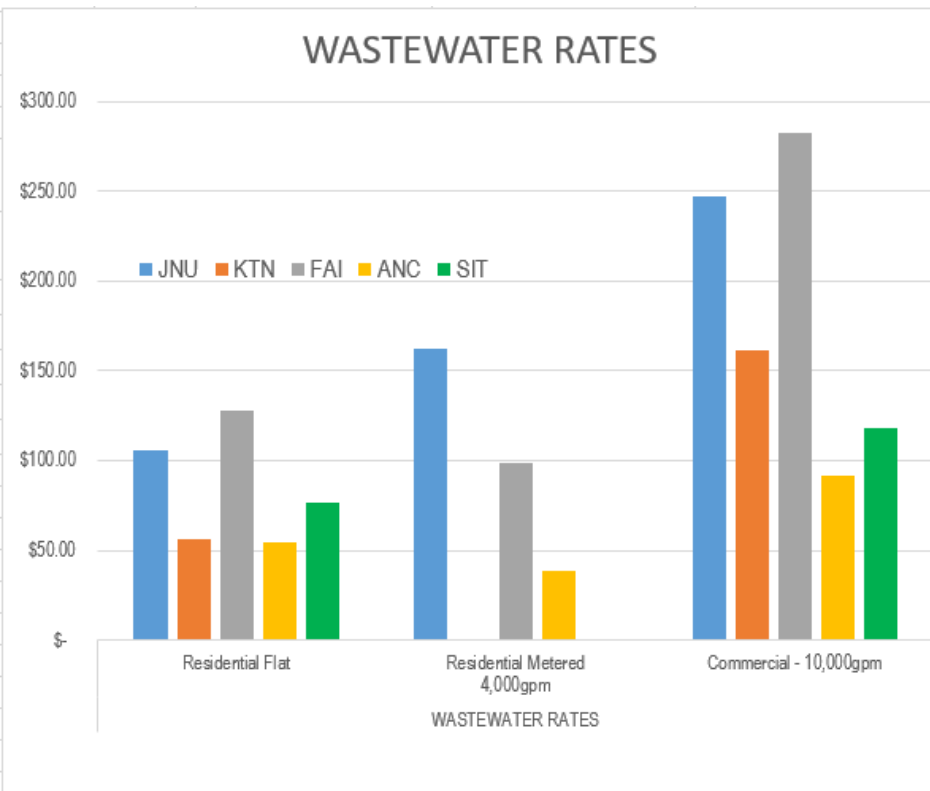
WATER RATES





Rate Comparisons

Alaska Wastewater Rates





Rate Comparisons

Alaska Wastewater Rates

301(h) Waiver = Primary Treatment

