

Presented By  
**SELINA N. KIRK**

# CITY OF JOSHUA

City of Joshua FY23 ACR

## YEAR OVER YEAR REVIEW

---

**CURRENT PERIOD** October 2022 to September 2023

**PRIOR PERIOD** October 2021 to September 2022

This annual client review is the property of Enterprise Fleet Management and the material contained herein is intended solely for use by Enterprise Fleet Management and the client listed herein. The information contained herein is confidential and proprietary and may not be distributed or disseminated.



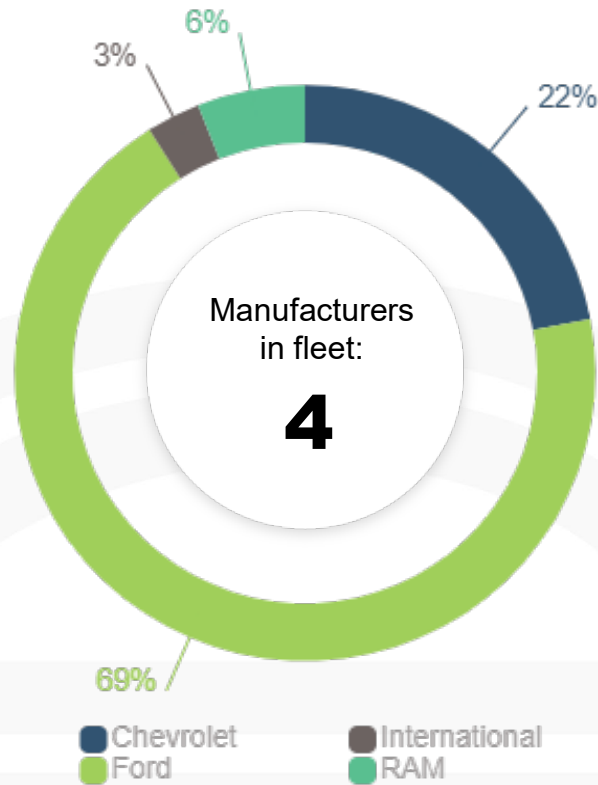
City of Joshua

# Fleet Profile

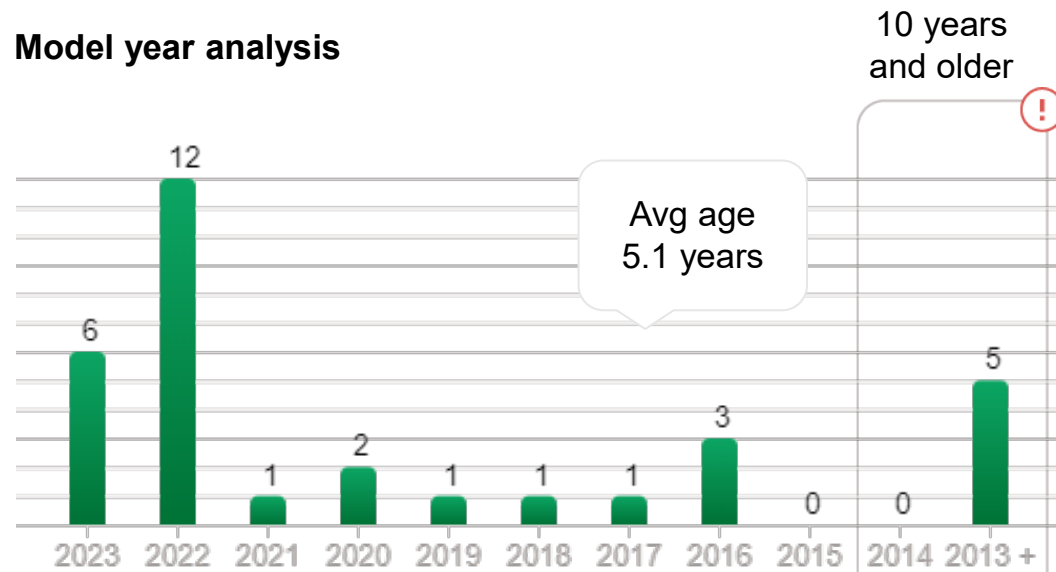
Total fleet size: Total fleet value:

**32** **\$747,044**

## Manufacturer breakdown



## Model year analysis



Avg holding Period (in years)

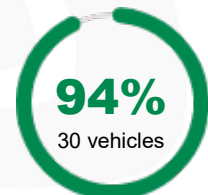
**7.3**

Avg annual acquisitions

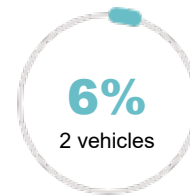
**4.4**

## Odometer distribution


Average Odometer: 8,134




<50k MI



50k-100k MI

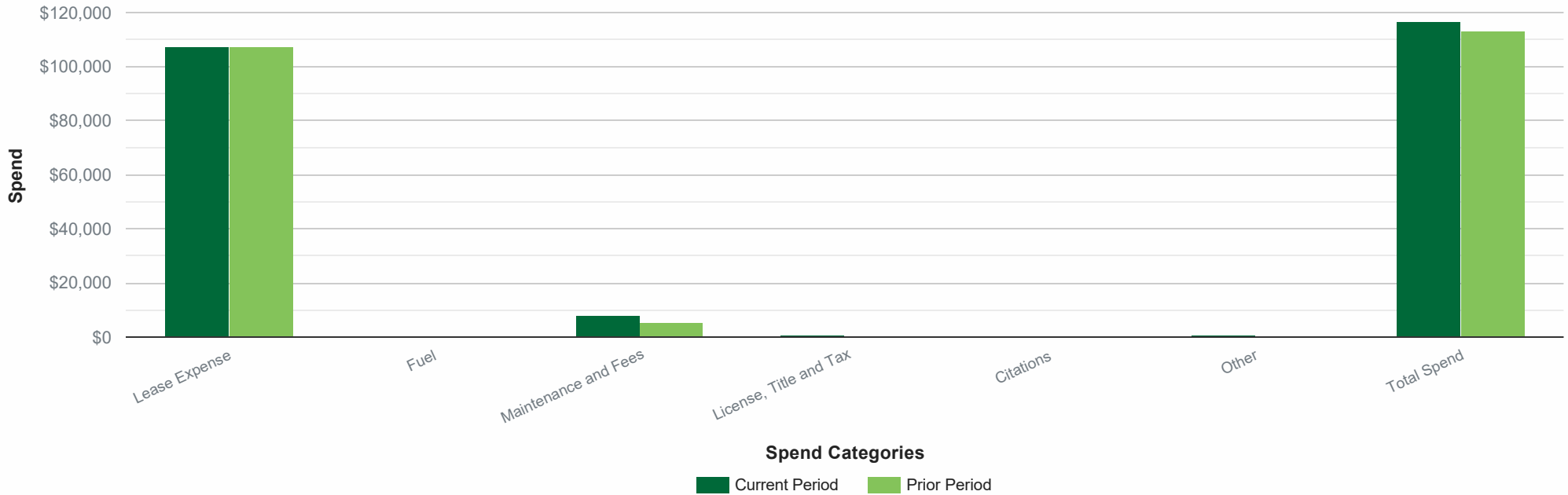


100k-150k MI



>150k MI

# » SPEND OVERVIEW



Spend Category	Current Period	Fleet Average	Cost/Unit	Prior Period	Fleet Average	Cost/Unit	% Change
Lease Expense	\$107,245	19	\$474.53	\$107,321	8	\$1,095.11	0.07% ↓
Fuel	\$0	0	\$0.00	\$0	0	\$0.00	-
Maintenance and Fees	\$7,693	27	\$23.53	\$5,324	22	\$20.09	44.51% ↑
License, Title and Tax	\$553	2	\$1.35	\$341	2	\$0.76	62.29% ↑
Citations	\$68	1	\$0.17	\$4	0	\$0.01	1,631.79% ↑
Other	\$725	-	-	\$0	-	-	-
<b>Total Spend</b>	<b>\$116,284</b>	-	<b>\$284.31</b>	<b>\$112,990</b>	-	<b>\$253.34</b>	<b>2.92% ↑</b>

- FY23 original lease expense estimate was \$185k verse actual of \$107k!
- Maintenance estimate was \$26k verse \$7,600
- Total resale gains in FY23 \$93,065.88
- Added 11 new units to the fleet in 2023

\*Expenses tie to the date of the activity to the invoice.  
 \*\*Invoice credits for the sale of vehicles are reflected in this information.



# » VEHICLE RESALE OVERVIEW - OPEN END (EQUITY) LEASES

	Current Period	Prior Period	% Change
Number of Vehicles Sold	4	0	-
Average Months in Service	12.0	0.0	-
Average Ending Odometer	18,177	0	-
Average Days to Sell	36.25	0.00	-
Average Sale Price	\$40,687.50	\$0.00	-
Total Gain/Loss	\$69,560.36	\$0.00	-
Average Gain/Loss	\$17,390.09	\$0.00	-
% of Industry Benchmark	105.65%	0.00%	-
Average Condition Impact	\$366.50	\$0.00	-
Average Transport/Misc	\$221.75	\$0.00	-
Average Maintenance Overmileage	\$68.75	\$0.00	-

Customer Directed and Total Loss units are not included.

- An additional 2 COVs sold



## » SUMMARY AND RECOMMENDATIONS

### Summary

- Overall fleet expense is less than the original plan, City of Joshua was able to add 11 new units to the fleet in FY23.
- The fleet is running more efficiently with less downtime due to newer vehicles

### Recommendations

- Continue to cycle old units as their replacement arrive to ensure funds are flowing back into the fleet
- Reminder- leased units should go in for maintenance either every 6 months or 6,500 miles
- Fuel Program- continue reviewing, having fuel data will help give us a full picture of the overall fleet expense

