

## Montly Shelter Statistics 2023-2024

2023-2024 General Stats	Live Release Rate*	Shelter Statistics							Medical Tests & Results			
		Visitors	Volunteer Hours	Community Service Hours	Phone Calls	Microchips Given	Owner Surrender	Total Heartworm Tests	Tested Heartworm Positive	Total FeLV Tests	Tested FeLV Positive	
October	100%	315	52	148	419	32	1	2	0	0	0	
November	85%	232	66	108	427	24	4	0	0	0	0	
December	#DIV/0!											
January	#DIV/0!											
February	#DIV/0!											
March	#DIV/0!											
April	#DIV/0!											
May	#DIV/0!											
June	#DIV/0!											
July	#DIV/0!											
August	#DIV/0!											
September	#DIV/0!											
<b>Annual Total</b>		<b>547</b>	<b>118</b>	<b>256</b>	<b>846</b>	<b>56</b>	<b>5</b>	<b>2</b>	<b>0</b>	<b>0</b>	<b>0</b>	
<b>Annual Average</b>		<b>273.5</b>	<b>59</b>	<b>128</b>	<b>423</b>	<b>28</b>	<b>2.5</b>	<b>1</b>	<b>0</b>	<b>0</b>	<b>0</b>	
2022-2023 General Stats												
October	100	165	0	60	350	15	11	0	0	0	0	
November	100	192	0	95	365	23	6	0	0	0	0	
December	100	159	2.5	70	467	24	5	0	0	0	0	
January	100	168	0	36	436	25	1	2	0	0	0	
February	100	150	0	36	498	22	7	0	0	0	0	
March	100	212	5.5	86	512	13	1	0	0	0	0	
April	100	221	5	105	401	22	6	3	0	0	0	
May	100	229	6	166	532	38	1	1	0	0	0	
June	100	222	16	90	652	32	7	1	1	0	0	
July	100	208	45	212	510	28	2	4	1	0	0	
August	100	293	67	118	437	39	8	2	0	2	1	
September	100	236	30	78	448	46	23	3	0	0	0	
<b>Total</b>		<b>2455</b>	<b>177</b>	<b>1152</b>	<b>5608</b>	<b>327</b>	<b>78</b>	<b>16</b>	<b>2</b>	<b>2</b>	<b>1</b>	
<b>Average</b>		<b>204.5833333</b>	<b>14.75</b>	<b>96</b>	<b>467.3333333</b>	<b>27.25</b>	<b>6.5</b>	<b>1.333333333</b>	<b>0.166666667</b>	<b>0.166666667</b>	<b>0.083333333</b>	

## Patrol Hours

Patrol Month	H. Braymer	A Timmons	K Gelsthorpe
October	3	3	3
November	3	3	3
December			
January			
February			
March			
April			
May			
June			
July			
August			
September			
<b>Annual Total</b>	<b>3</b>	<b>3</b>	<b>3</b>
<b>Annual Average</b>	<b>3</b>	<b>3</b>	<b>3</b>
Year Prior			
October	0	0	0
November	0	0	0
December	0	3	4
January	0	0	0
February	0	2	2
March	0	3	3
April	0	0	4
May	1	1	3
June	2	2	2
July	3	2	3
August	3	3	3
September	9	16	24
<b>Annual Total</b>	<b>0.818181818</b>	<b>1.454545455</b>	<b>2.181818182</b>
<b>Annual Average</b>			

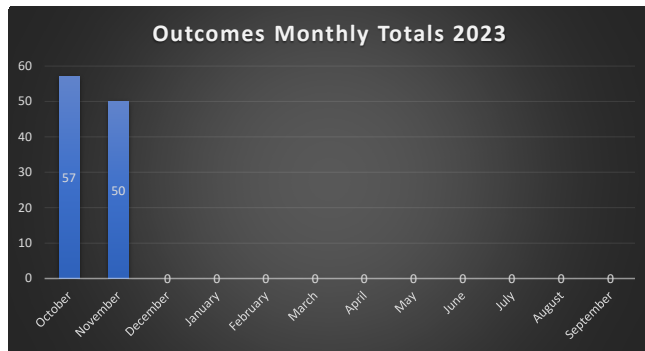
\*Live Release = (Total intake - EU for space) / Total intake

## Calls & Citations

ACO Statistics	Field Cases by Officer						Actions Taken by Officer						Citation Breakdown												
	Total Calls (PetPoint)	Total Calls (Field Call Logs)	H. Braymer	A. Timmons	K. Gelsthorpe	Total Cases	Warnings Written	Citations Issued	Barking	RV Proof	RV Tag	Livestock	Failure to Sterilize	At Large	Animal in Vehicle	Animal Sales	Cruelty	Over Limit	Food/H2O/Shelter/Vet	Quarantine	Dangerous Dog	Interference	Tethering	Defecation on Public/Private Property	
October	34	34	18	8	8	71	0	38	0	20	0	0	17	1	2	0	0	0	0	0	0	0	1	0	0
November	37	37	13	12	12	37	2	5	0	1	0	1	1	2	0	0	0	0	0	0	0	0	0	0	0
December																									
January																									
February																									
March																									
April																									
May																									
June																									
July																									
August																									
September																									
<b>Annual Total</b>	<b>71</b>		<b>31</b>	<b>20</b>	<b>20</b>	<b>71</b>		<b>43</b>	<b>0</b>	<b>21</b>	<b>0</b>	<b>1</b>	<b>18</b>	<b>2</b>	<b>0</b>	<b>0</b>	<b>0</b>	<b>0</b>	<b>0</b>	<b>0</b>	<b>0</b>	<b>1</b>	<b>0</b>	<b>0</b>	
<b>Annual Average</b>	<b>35.50</b>		<b>15.50</b>	<b>10.00</b>	<b>10.00</b>			<b>21.50</b>	<b>0.00</b>	<b>10.50</b>	<b>0.00</b>	<b>0.50</b>	<b>9.00</b>	<b>1.00</b>	<b>0.00</b>	<b>0.00</b>	<b>0.00</b>	<b>0.00</b>	<b>0.00</b>	<b>0.00</b>	<b>0.00</b>	<b>0.50</b>	<b>0.00</b>	<b>0.00</b>	
2022-2023 Prior Year																									
October	15		0	0	14	15	4	4	0	0	1	1	1	1	0	0	0	0	0	0	0	0	0	0	0
November	10		0	0	7	10	0	0	0	0	0	0	0	0	0	0	0	0	0	0	0	0	0	0	0
December	23		0	7	16	23	0	0	0	0	0	0	0	0	0	0	0	0	0	0	0	0	0	0	0
January	17		0	0	15	17	1	0	0	0	0	0	0	0	0	0	0	0	0	0	0	0	0	0	0
February	20		0	2	18	20	6	0	0	0	0	0	0	0	0	0	0	0	0	0	0	0	0	0	0
March	40		0	3	17	40	2	33	0	14	0	0	14	3	0	0	2	0	0	0	0	0	0	0	0
April	33		0	9	11	33	0	16	0	0	0	0	0	0	0	0	0	0	0	0	0	0	0	0	0
May	13		0	1	12	35	0	4	0	2	0	0	0	2	0	0	0	0	0	0	0	0	0	0	0
June	22		0	0	22	22	3	4	0	22	0	0	0	2	0	0	2	0	0	0	0	0	0	0	0
July	76		19	1	15	76	1	0	0	0	0	0	0	0	0	0	0	0	0	0	0	0	0	0	0
August	41		15	9	17	41	1	3	0	0	0	0	0	0	0	0	0	0	0	0	3	0	0	0	0
September	60		22	14	24	350	0	0	0	0	0	0	0	0	0	0	0	0	0	0	0	0	0	0	0
<b>Annual Total</b>	<b>370</b>		<b>56</b>	<b>46</b>	<b>188</b>			<b>64</b>	<b>0</b>	<b>16</b>	<b>1</b>	<b>1</b>	<b>15</b>	<b>8</b>	<b>0</b>	<b>0</b>	<b>4</b>	<b>0</b>	<b>0</b>	<b>0</b>	<b>3</b>	<b>0</b>	<b>0</b>	<b>0</b>	<b>0</b>
<b>Annual Average</b>	<b>30.83</b>		<b>4.67</b>	<b>3.83</b>	<b>15.67</b>			<b>5.33</b>	<b>0.00</b>	<b>1.33</b>	<b>0.08</b>	<b>0.08</b>	<b>1.25</b>	<b>0.67</b>	<b>0.00</b>	<b>0.00</b>	<b>0.33</b>	<b>0.00</b>	<b>0.00</b>	<b>0.25</b>	<b>0.00</b>	<b>0.00</b>	<b>0.00</b>	<b>0.00</b>	<b>0.00</b>

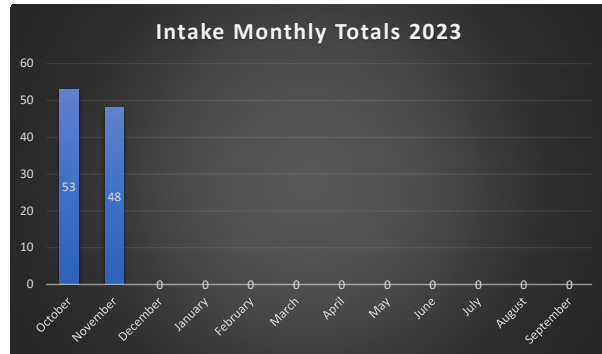
# Outcome Statistics

2023-2024 Animal Outcome	Outcome by Species						Outcome by Type									Offsite Adoption Events		Transfer Out (Rescue) by Species					Adoptions by Species				
	Outcome Total	Cat	Dog	Feral Cat	Other	Wildlife	Total Intake	Adoption	Died/DOA	Euthanasia	Return to Owner	Transfer Out	Wildlife	Returned in the Field	Total Outcome by Type	Total Events	Total Adoptions	Cat	Dog	Other	Check (Transfer Out)	Barn Cat	Cat	Dog	Other	Total Adoptions	
October	57	33	24	0	0	0	57	36	0	4	3	14	0	0	57	1	1	1	0	0	1	0	24	12	0	36	
November	50	14	29	0	6	1	50	34	0	7	7	1	1	0	50	0	0	0	0	0	0	0	13	15	6	34	
December	0						0								0						0					0	
January	0						0								0						0					0	
February	0						0								0						0					0	
March	0						0								0						0					0	
April	0						0								0						0					0	
May	0						0								0						0					0	
June	0						0								0						0					0	
July	0						0								0						0					0	
August	0						0								0						0					0	
September	0						0								0						0					0	
Annual Total	107	47	53	0	6	1	107	70	0	11	10	15	1	0		1	1	1	0	0	1	0	37	27	6	70	
Annual Average	9	24	27	0	3	1	53.5	35	0	6	5	8	1	0		1	1	1	0	0	0	0	19	14	3	6	
2022-2023 Animal Outcome																											
October	24	10	14	0	0	0	24	15	0	2	5	2	0	0	24	1	3	0	2	0	2	0	9	6	0	15	
November	32	17	15	0	0	0	32	23	0	0	5	4	0	0	32	1	5	3	1	0	4	0	14	9	0	23	
December	37	11	26	0	0	0	37	23	0	1	9	4	0	0	37	1	5	2	2	0	4	0	8	15	0	23	
January	29	10	19	0	0	0	29	24	1	0	2	2	0	0	29	0	0	0	1	0	1	0	9	15	0	24	
February	32	12	20	0	0	0	32	26	0	1	4	1	0	0	32	0	0	8	2	0	0	0	12	14	0	26	
March	42	15	27	0	0	0	42	17	0	4	10	11	17	0	42	0	0	8	0	0	RTO in field is located on Officer		11	5	12	0	17
April	27	7	18	2	0	0	27	16	0	1	6	4	0	0	27	1	9	4	0	0	4	0	5	11	0	16	
May	60	33	27	0	0	0	60	36	0	3	9	12	0	0	60	0	0	0	0	0	0	0	24	12	0	36	
June	64	37	26	1	0	0	64	32	1	16	5	10	0	0	64	0	0	4	6	0	10	0	21	11	0	32	
July	76	47	26	0	1	2	76	27	4	16	12	17	0	0	76	0	0	17	0	0	17	0	14	13	0	27	
August	59	33	26	0	0	0	59	41	2	10	4	2	0	0	59	0	0	0	2	0	2	0	23	18	0	41	
September	82	32	49	0	0	1	82	39	0	14	4	25	0	0	82	0	0	0	0	0	0	0	22	17	0	39	
Annual Total	564	264	293	3	1	3	564	319	8	68	75	94	0	0		4	22	38	17	0	55	0	166	153	0	319	
Annual Average	47	22	24	0	0	0	47	26.58333333	1	6	6	8	0	0		0	2	3	1	0	5	0	14	13	0	25	



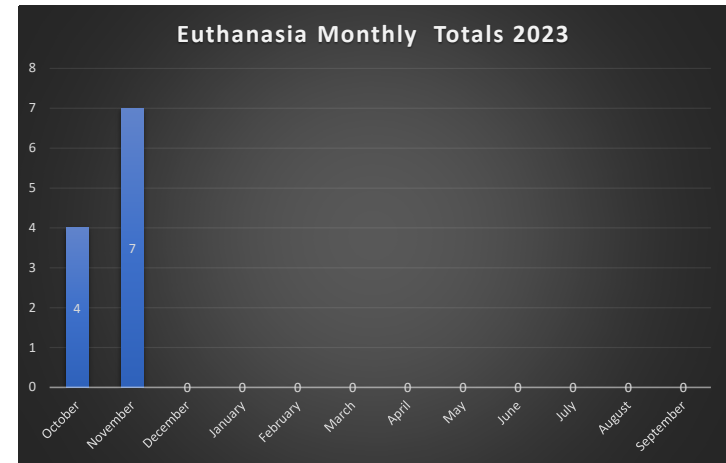
# Intake Statistics

2023-2024 Animal Intake	Intake by Species							Intake by Type														Adoption Return by Species				
	Total Intake	Cat	Dog	Feral Cat	Other	Wildlife	Intake Total	Deceased on Arrival (DOA)	Owner Surrender	Return (Adoption)	Public Drop Off (stray)	Coalition Partner	ACO/Pickup / Drop Off/Abandoned (stray)	Police Pickup / Drop Off (stray)	Seized/Custody	Born in Care (stray)	Service In (Shelter Quarantine)	Home/Vet Quarantine	Transfer In (rescue/Shelter)	Wildlife	Total Quarantined	Total Intake	Cat	Dog	Total Returned	
October	53	29	24	0	0	0	53	0	1	5	31	0	10	4		14	0	2	2	0	2	71	2	4	6	
November	48	13	28	0	6	1	48	0	4	2	23	0	17	1	0	1	0	0	0	0	0	48	1	1	2	
December	0						0	0														0			0	
January	0						0	0														0			0	
February	0						0	0														0			0	
March	0						0	0														0			0	
April	0						0	0														0			0	
May	0						0	0														0			0	
June	0						0	0														0			0	
July	0						0	0														0			0	
August	0						0	0														0			0	
September	0						0	0														0			0	
Annual Total	101	42	52	0	6	1	101	0	5	7	54	0	27	5	0	15	0	2	2	0	2	119	3	5	8	
Annual Average	50.5	21	26	0	3	1	8	0	3	4	27	0	14	3	0	8	0	1	1	0	1		2	3	4	
2022-2023 Year Intake																										
October	33	18	15	0	0	0	33	0	11	1	13	0	7	1	0	0	0	0	0	0	0	33	1	0	1	
November	27	7	20	0	0	0	27	0	6	1	11	0	8	1	0	0	0	0	0	0	0	27	0	1	1	
December	42	8	34	0	0	0	42	0	5	1	6	0	13	7	0	10	0	0	0	0	0	42	0	2	2	
January	22	9	13	0	0	0	22	0	1	0	7	0	3	9	0	0	0	0	0	0	0	22	1	1	2	
February	24	11	13	0	0	0	24	0	7	4	6	0	7	0	0	0	0	0	0	0	0	24	0	4	4	
March	43	17	26	0	0	0	43	0	1	1	15	0	16	2	0	0	0	0	8	0	0	43	0	1	1	
April	47	15	30	2	0	0	47	0	6	2	27	0	3	7	0	0	1	0	1	0	0	47	1	1	2	
May	57	39	18	0	0	0	57	0	1	1	31	0	18	2	0	4	0	0	0	0	0	57	0	1	1	
June	90	54	35	1	0	0	90	0	7	4	35	0	37	4	0	0	3	0	0	0	0	90	2	2	4	
July	63	32	28	0	1	2	63	0	2	0	22	0	30	6	0	0	0	0	2	1	1	63	0	0	0	
August	52	32	20	0	0	0	52	0	8	3	22	6	12	0	1	0	0	0	0	0	0	52	2	1	3	
September	84	36	47	0	0	1	84	0	23	2	35	0	15	8	0	0	0	0	0	1	0	84			2	
Annual Total	584	278	299	3	1	3	584	0	78	22	230	6	169	47	1	14	4	0	9	3	4	587	7	14	21	
Annual Average	48.66667	23	25	0	0	0	49	0	7	2	19	1	14	4	0	1	0	0	1	0	0		1	1	1.90909091	



# Euthanasia Statistics

2023-2024 Outcome Euthanasia	Euthanasia by Species						Euthanasia Reason												
Month	Total Euthanized	Cat	Dog	Feral Cat	Other	Wildlife	Total	Age	Aggression	Behavior	Feral	Injured	Medical	Rabies Suspect	Sick	Space	Wildlife	Total	
October	4	3	1	0	0	0	4	0	1	0	0	3	0	0	0	0	0	4	
November	7	1	6	0	0	0	7	0	1	1	0	0	4	0	1	0	0	7	
December	0						0											0	
January	0						0											0	
February	0						0											0	
March	0						0											0	
April	0						0											0	
May	0						0											0	
June	0						0											0	
July	0						0											0	
August	0						0											0	
September	0						0											0	
Annual Total	11	4	7	0	0	0	11	0	1	1	0	0	4	0	1	0	0	7	
Annual Average	0.91666667	2	3.5	0	0	0	1	0	1	1	0	2	2	0	1	0	0	1	
2022-2023 Euthanasia																			
October	2	1	1	0	0	0	2	0	0	1	1	0	0	0	0	0	0	2	
November	0	0	0	0	0	0	0	0	0	0	0	0	0	0	0	0	0	0	
December	1	1	0	0	0	0	1	0	0	0	0	0	0	0	1	0	0	1	
January	0	0	0	0	0	0	0	0	0	0	0	0	0	0	0	0	0	0	
February	1	0	1	0	0	0	1	0	1	0	0	0	0	0	0	0	0	1	
March	4	2	2	0	0	0	4	0	2	0	0	1	0	0	1	0	0	4	
April	2	1	1	0	0	0	2	0	0	0	0	2	0	0	0	0	0	2	
May	3	0	3	0	0	0	3	0	3	0	0	0	0	0	0	0	0	3	
June	16	10	4	2	0	0	16	0	6	0	2	2	6	0	0	0	0	16	
July	16	13	1	0	1	1	16	0	0	0	0	1	2	0	11	0	2	16	
August	10	6	3	1	0	0	10	0	3	0	1	0	2	0	4	0	0	10	
September	14	6	7	0	0	1	14	0	0	4	1	4	4	0	1	0	0	14	
Annual Total	69	40	23	3	1	2	69	0	15	4	4	10	14	0	18	0	2	67	
Annual Average	5.75	3.3	1.9166667	0.25	0.08	0.1667	6	0	1	0	0	1	1	0	2	0	0	6	



# Revenue

2023-2024	Revenue Breakdown																		Donation - Sponsorship Breakdown				
Revenue																							
	Total Revenue	Adoptions	City Licenses	Surrenders	Microchips	Reclaim Fees	Quarantine Fees	Rabies Vouchers	Vaccinations	Impound Fees	Donations/ Other	Permit Applications	Permit Fees	Sterilization Vouchers	Scientific Research	Trap Rentals	Trap Service	Refunds	Sponsorship Total	Adoption Sponsor	Cat Cage	Dog Kennel	
October	\$ 1,435.00	\$ 1,180.00	\$ -	\$ 45.00	\$ -	\$ 50.00	\$ -	\$ -	\$ -	\$ -	\$ 85.00	\$ -	\$ -	\$ 75.00	\$ -	\$ -	\$ -	\$ -	\$ -	\$ -	\$ -	\$ -	\$ -
November	\$ 1,051.00	\$ 390.00	\$ -	\$ -	\$ 226.00	\$ -	\$ -	\$ 5.00	\$ 280.00	\$ -	\$ -	\$ -	\$ -	\$ 150.00	\$ -	\$ -	\$ -	\$ -	\$ -	\$ -	\$ -	\$ -	\$ -
December	\$ -																		\$ -	\$ -	\$ -	\$ -	\$ -
January	\$ -																		\$ -	\$ -	\$ -	\$ -	\$ -
February	\$ -																		\$ -	\$ -	\$ -	\$ -	\$ -
March	\$ -																		\$ -	\$ -	\$ -	\$ -	\$ -
April	\$ -																		\$ -	\$ -	\$ -	\$ -	\$ -
May	\$ -																		\$ -	\$ -	\$ -	\$ -	\$ -
June	\$ -																		\$ -	\$ -	\$ -	\$ -	\$ -
July	\$ -																		\$ -	\$ -	\$ -	\$ -	\$ -
August	\$ -																		\$ -	\$ -	\$ -	\$ -	\$ -
September	\$ -																		\$ -	\$ -	\$ -	\$ -	\$ -
<b>Annual Total</b>	<b>\$ 2,486.00</b>	<b>\$ 1,570.00</b>	<b>\$ -</b>	<b>\$ 45.00</b>	<b>\$ 226.00</b>	<b>\$ 50.00</b>	<b>\$ -</b>	<b>\$ 5.00</b>	<b>\$ 280.00</b>	<b>\$ -</b>	<b>\$ 85.00</b>	<b>\$ -</b>	<b>\$ -</b>	<b>\$ 225.00</b>				<b>\$ -</b>					
<b>Annual Average</b>	<b>\$ 207.17</b>	<b>\$ 785.00</b>	<b>\$ -</b>	<b>\$ 22.50</b>	<b>\$ 113.00</b>	<b>\$ 25.00</b>	<b>\$ -</b>	<b>\$ 2.50</b>	<b>\$ 140.00</b>	<b>\$ -</b>	<b>\$ 42.50</b>	<b>\$ -</b>	<b>\$ -</b>	<b>\$ 112.50</b>				<b>\$ -</b>					
<b>2022-2023</b>	<b>Revenue</b>																						
October	\$ 1,042.00	\$ 195.00	\$ -	\$ 40.00	\$ 300.00	\$ 135.00	\$ -	\$ 60.00	\$ -	\$ -	\$ 312.00	\$ -	\$ -	\$ -	\$ -	\$ -	\$ -	\$ -	\$ -	\$ -	\$ -	\$ -	\$ -
November	\$ 1,115.00	\$ 380.00	\$ -	\$ -	\$ 450.00	\$ -	\$ -	\$ 160.00	\$ -	\$ -	\$ 125.00	\$ -	\$ -	\$ -	\$ -	\$ -	\$ -	\$ -	\$ -	\$ -	\$ -	\$ -	\$ -
December	\$ 1,330.00	\$ 645.00	\$ -	\$ -	\$ 440.00	\$ 60.00	\$ -	\$ 80.00	\$ -	\$ -	\$ 105.00	\$ -	\$ -	\$ -	\$ -	\$ -	\$ -	\$ -	\$ -	\$ -	\$ -	\$ -	\$ -
January	\$ 2,085.00	\$ 650.00	\$ -	\$ 20.00	\$ 360.00	\$ 25.00	\$ -	\$ 100.00	\$ 830.00	\$ -	\$ 25.00	\$ -	\$ -	\$ 75.00	\$ -	\$ -	\$ -	\$ -	\$ -	\$ -	\$ -	\$ -	\$ -
February	\$ 1,450.00	\$ 285.00	\$ -	\$ 55.00	\$ 320.00	\$ 15.00	\$ -	\$ 90.00	\$ 585.00	\$ -	\$ 100.00	\$ -	\$ -	\$ -	\$ -	\$ -	\$ -	\$ -	\$ -	\$ -	\$ -	\$ -	\$ -
March	\$ 1,187.00	\$ 250.00	\$ -	\$ -	\$ 187.00	\$ 85.00	\$ -	\$ 80.00	\$ 285.00	\$ -	\$ 300.00	\$ -	\$ -	\$ -	\$ -	\$ -	\$ -	\$ -	\$ -	\$ -	\$ -	\$ -	\$ -
April	\$ 1,472.00	\$ 280.00	\$ -	\$ -	\$ 307.00	\$ -	\$ 200.00	\$ 30.00	\$ 615.00	\$ -	\$ -	\$ -	\$ -	\$ -	\$ -	\$ 40.00	\$ -	\$ -	\$ -	\$ -	\$ -	\$ -	\$ -
May	\$ 1,538.50	\$ 445.00	\$ -	\$ -	\$ 406.00	\$ -	\$ -	\$ 210.00	\$ 395.00		\$ 25.00	\$ -	\$ -	\$ 57.50	\$ -	\$ -	\$ -	\$ -	\$ -	\$ -	\$ -	\$ -	\$ -
June	\$ 1,790.00	\$ 235.00	\$ -	\$ -	\$ 316.00	\$ 75.00	\$ 500.00	\$ 225.00	\$ 319.00	\$ -	\$ -	\$ -	\$ -	\$ 120.00	\$ -	\$ -	\$ -	\$ -	\$ -	\$ -	\$ -	\$ -	\$ -
July	\$ 1,439.00	\$ 365.50	\$ -	\$ -	\$ 265.00	\$ 110.00	\$ 250.00	\$ 160.00	\$ 258.50	\$ -	\$ 30.00	\$ -	\$ -	\$ -	\$ -	\$ -	\$ -	\$ -	\$ -	\$ -	\$ -	\$ -	\$ -
August	\$ 1,198.00	\$ 100.00	\$ -	\$ -	\$ 218.00	\$ -	\$ 250.00	\$ 65.00	\$ 175.00	\$ -	\$ 315.00	\$ -	\$ -	\$ 75.00	\$ -	\$ -	\$ -	\$ -	\$ -	\$ -	\$ -	\$ -	\$ -
September	\$ 1,285.00	\$ 470.00	\$ -	\$ 25.00	\$ 345.00	\$ 25.00	\$ -	\$ 90.00	\$ 330.00	\$ -	\$ -	\$ -	\$ -	\$ -	\$ -	\$ -	\$ -	\$ -	\$ -	\$ -	\$ -	\$ -	\$ -
<b>Annual Total</b>	<b>\$ 16,931.50</b>	<b>\$ 4,300.50</b>	<b>\$ -</b>	<b>\$ 140.00</b>	<b>\$ 3,914.00</b>	<b>\$ 530.00</b>	<b>\$ 1,200.00</b>	<b>\$ 1,350.00</b>	<b>\$ 3,792.50</b>	<b>\$ -</b>	<b>\$ 1,337.00</b>	<b>\$ -</b>	<b>\$ -</b>	<b>\$ 327.50</b>		<b>\$ 40.00</b>	<b>\$ -</b>	<b>\$ -</b>					
<b>Annual Average</b>	<b>\$ 1,410.96</b>	<b>\$ 358.38</b>	<b>\$ -</b>	<b>\$ 11.67</b>	<b>\$ 326.17</b>	<b>\$ 44.17</b>	<b>\$ 100.00</b>	<b>\$ 112.50</b>	<b>\$ 316.04</b>	<b>\$ -</b>	<b>\$ 111.42</b>	<b>\$ -</b>	<b>\$ -</b>	<b>\$ 27.29</b>		<b>\$ 3.33</b>	<b>\$ -</b>	<b>\$ -</b>					