

Montly Shelter Statistics 2022-2023

Shelter Statistics								Medical Tests & Results			
Stats (2023)	Live Release Rate*	Visitors	Volunteer Hours	Community Service Hours	Phone Calls	Microchips Given	Owner Surrender	Total Heartworm Tests	Tested Heartworm Positive	Total FeLV Tests	Tested FeLV Positive
October	100%	31	0	60	165	15	11	0	0	0	0
November	100%	22	0	95	365	23	6	0	0	0	0
December	100%	72	2.5	70	467	24	5	0	0	0	0
January	100%	103	0	36	436	25	1	2	0	0	0
February	#DIV/0!						0				
March	#DIV/0!						0				
April	#DIV/0!						0				
May	#DIV/0!						0				
June	#DIV/0!						0				
July	#DIV/0!						0				
August	#DIV/0!						0				
September	#DIV/0!						0				
Annual Total		228	2.5	261	1433	87	23	2	0	0	0
Annual Average		57	0.625	65.25	358.25	21.75	1.916666667	0.5	0	0	0
2022											
October	100%						2				
November	100%						1				
December	100%						2				
January	100%						4				
February	100%						4				
March	100%						1				
April	100%						1				
May	100%						10				
June	100%						2				
July	100%						2				
August	100%						4				
September	100%						4				
Total							106				
Average							8				

*FOP - Receipt: Revenue > Advanced Tab > Item Type: Outcome-Return to Owner > Item: First Offense Program
alternate ways to track FOP???

*Live Release = (Total intake - EU for space) / Total intake

citations

Calls & Citations

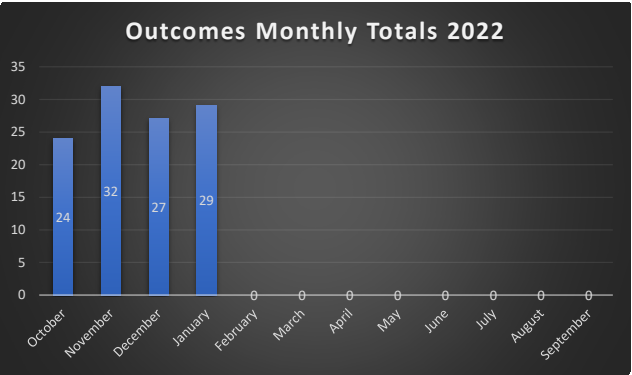
ACO Statistics		Field Cases by Officer					Actions Taken by Officer		Citation Breakdown																	
	Total Calls (PetPoint)	Total Calls (Field Call Logs)	C. Hall	K. Smith	K. Gelsthorpe	Total Cases	Warnings Written	Citations Issued	Barking	RV Proof	RV Tag	No City Registration	Failure to Sterilize	At Large	Animal in Vehicle	Animal Sales	Cruelty	Over Limit	Food/H2O/Shelter/Vet	Quarantine	Dangerous Dog	Interference	Tethering	Defecation on Public/Private Property		
October		0						4	0	0	1	1	1	1	0	0	0	0	0	0	0	0	0	0		
November		0						0	0	0	0	0	0	0	0	0	0	0	0	0	0	0	0	0		
December		23	0	7	16	23	0	0	0	0	0	0	0	0	0	0	0	0	0	0	0	0	0	0		
January		17					0	0	0	0	0	0	0	0	0	0	0	0	0	0	0	0	0	0		
February		0																								
March		0																								
April		0																								
May		0																								
June		0																								
July		0																								
August		0																								
September		0																								
Annual Total								4	0	0	1	1	1	1	0	0	0	0	0	0	0	0	0	0		
Annual Average								1.00	0.00	0.00	0.25	0.25	0.25	0.25	0.00	0.00	0.00	0.00	0.00	0.00	0.00	0.00	0.00	0.00		
Year Prior (2022)																										
October						0		0	0	0	0	0	0	0	0	0	0	0	0	0	0	0	0	0		
November						0		20	0	10	0	2	8	0	0	0	0	0	0	0	0	0	0	0		
December						0		0	0	0	0	0	0	0	0	0	0	0	0	0	0	0	0	0		
January						0		0	0	0	0	0	0	0	0	0	0	0	0	0	0	0	0	0		
February						0		0	0	0	0	0	0	0	0	0	0	0	0	0	0	0	0	0		
March						0		0	0	0	0	0	0	0	0	0	0	0	0	0	0	0	0	0		
April						0		26	0	12	1	0	11	1	0	0	0	0	0	0	0	0	0	1		
May						0		0	0	0	0	0	0	0	0	0	0	0	0	0	0	0	0	0		
June						0		0	0	0	0	0	0	0	0	0	0	0	0	0	0	0	0	0		
July						0		0	0	0	0	0	0	0	0	0	0	0	0	0	0	0	0	0		
August						0		0	0	0	0	0	0	0	0	0	0	0	0	0	0	0	0	0		
September						0		5	0	0	4	0	0	0	0	0	0	0	0	1	0	0	0	0		
Annual Total								51	0	22	5	2	19	1	0	0	0	0	0	1	0	0	0	1		
Annual Average									0.00	1.83	0.42	0.17	1.58	0.08	0.00	0.00	0.00	0.00	0.00	0.08	0.00	0.00	0.00	0.08		

Patrol Hours

Patrol Hours			
October	C. Hall	K. Smith	K. Gelsthorpe
November	0	0	0
December	0	0	0
January	0	3	4
February			
March			
April			
May			
June			
July			
August			
September			
Annual Total			
Annual Average			
Year Prior			
October			
November			
December			
January			
February			
March			
April			
May			
June			
July			
August			
September			
Annual Total			
Annual Average			

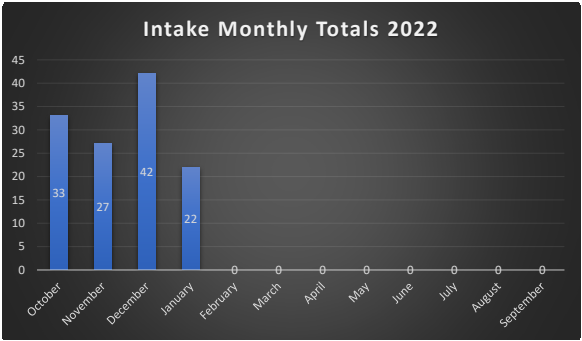
Outcome Statistics

	Outcome by Species						Outcome by Type										Offsite Adoption Events		Transfer Out (Rescue) by Species				Adoptions by Species					
2023 Animal Outcome	Outcome Total	Cat	Dog	Feral Cat	Other	Wildlife	Total Intake	Adoption	Died/DOA	Euthanasia	Rerurn to Owner	Service Out	Transfer Out	Wildlife	Returned in the Field	Total Outcome by Type	Total Events	Total Adoptions	Cat	Dog	Other	Check (Transfer Out)	Barn Cat	Cat	Dog	Other	Total Adoptions	
October	24	10	14	0	0	0	24	15	0	2	5	0	2	0	0	24	1	3	0	2	0	2	0	9	6	0	15	
November	32	17	15	0	0	0	32	23	0	0	5	0	4	0	0	32	1	5	3	1	0	4	0	14	9	0	23	
December	27	9	18	0	0	0	27	23	0	1	9	0	4	0	0	37	1	5	2	2	0	4	0	11	26	0	37	
January	29	10	19	0	0	0	29	24	1	0	2	0	2	0	0	29	0	0	0	0	0	0	0	9	15	0	24	
February	0						0									0	0	0	0	0	0	0				0		
March	0						0									0	0	0	0	0	0	0				0		
April	0						0									0	0	0	0	0	0	0				0		
May	0						0									0	0	0	0	0	0	0				0		
June	0						0									0	0	0	0	0	0	0				0		
July	0						0									0	0	0	0	0	0	0				0		
August	0						0									0	1	0	0	0	0	0				0		
September	0						0									0			0	0	0	0				0		
Annual Total	112	46	66	0	0	0	112	85	1	3	21	0	12	0	0		4	13	5	5	0	10	0	43	56	0	99	
Annual Average	9	12	17	0	0	0	28	21.25	0	1	5	0	3	0	0		0	1	0	0	0	1	0	11	14	0	8	
2022 Year Prior	0																											
October	43	30	13	0	0	0	43	25	0	2	5	0	11	0	0	43							0	19	6	0	25	
November	24	10	14	0	0	0	24	16	1	3	0	0	4	0	0	24							0	5	11	0	16	
December	29	19	10	0	0	0	29	13	0	0	3	0	13	0	0	29							0	9	4	0	13	
January	16	4	12	0	0	0	16	3	0	1	5	0	7	0	0	16							0	0	3	0	3	
February	16	5	11	0	0	0	16	8	0	1	4	0	3	0	0	16				RTO in field is located on Officer			0	2	6	0	8	
March	37	18	19	0	0	0	37	13	1	5	4	0	14	0	0	37							0	4	9	0	13	
April	16	5	11	0	0	0	16	7	0	1	1	0	7	0	0	16							0	2	5	0	7	
May	31	15	16	0	0	0	31	17	5	1	4	0	4	0	0	31							0	10	7	0	17	
June	65	46	19	0	0	0	65	20	2	14	5	0	24	0	0	65							0	9	11	0	20	
July	45	16	29	0	0	0	45	29	0	2	10	0	4	0	0	45							0	11	18	0	29	
August	36	10	26	0	0	0	36	15	0	0	4	0	0	0	0	19							0	7	17	0	24	
September	36	14	22	0	0	0	36	20	0	1	6	0	9	0	0	36							0	11	9	0	20	
Annual Total	394	192	202	0	0	0	394	186	9	31	51	0	100	0	0								0	89	106	0	195	
Annual Average	33	16	17	0	0	0	33	16	1	3	4	0	8	0	0								0	7	9	0	16.25	



Intake Statistics

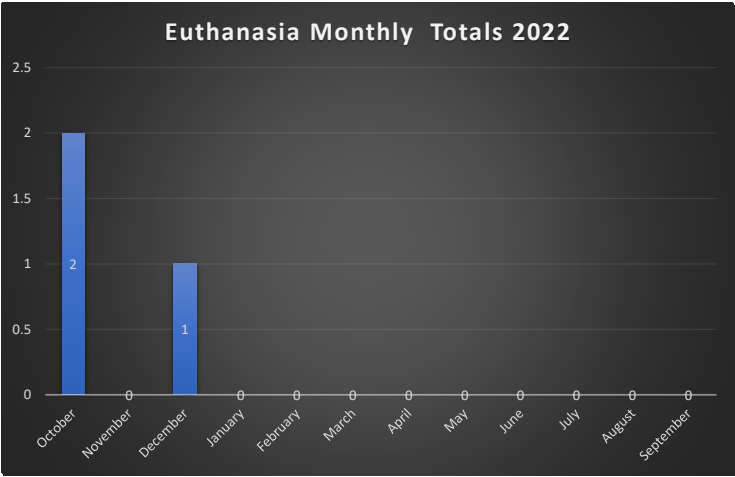
	Intake by Species							Intake by Type															Adoption Return by Species				
2023 Animal Intake	Total Intake	Cat	Dog	Feral Cat	Other	Wildlife	Intake Total	Deceased on Arrival (DOA)	Owner Surrender	Return (Adoption)	Public Drop Off	Coalition Partner	ACO/Pickup / Drop Off	Police Pickup / Drop Off	Seized/Custody	Born in Care	Service In (Shelter Quarantine)	Home/Vet Quarantine	Stray	Transfer In (rescue/Shelter)	Wildlife	Total Quarantined	Total Intake	Cat	Dog	Total Returned	
	October	33	18	15	0	0	0	33	0	11	1	0	0	0	0	0	0	0	21	0	0	0	33	1	0	1	
	November	27	7	20	0	0	0	27	0	6	1	0	0	0	0	0	0	0	20	0	0	0	27	0	1	1	
	December	42	8	34	0	0	0	42	0	5	1		0	13	7	0	10	0	6	0	0	0	42	0	2	2	
	January	22	9	13	0	0	0	22	0	1	2	0	0	0	0	0	0	0	19	0	0	0	22	1	1	2	
	February	0						0															0			0	
	March	0						0															0			0	
	April	0						0															0			0	
	May	0						0															0			0	
	June	0						0															0			0	
	July	0						0															0			0	
	August	0						0															0			0	
	September	0						0															0			0	
Annual Total	124	42	82	0	0	0	124	0	23	5	0	0	13	7	0	10	0	0	66	0	0	0	124	2	4	6	
Annual Average	31	11	21	0	0	0	10	0	6	1	0	0	3	2	0	3	0	0	17	0	0	0	31	1	1	1.5	
2022 Year Prior																											
October	42	28	14	0	0	0	42	0	21	0	0	0	0	0	0	0	0	0	16	0	0	0	37	28	14	42	
November	28	15	13	0	0	0	28	0	12	0	0	0	0	0	0	0	0	0	15	1	0	0	28	15	13	28	
December	13	3	10	0	0	0	13	0	4	0	0	0	0	0	0	0	0	0	9	0	0	0	13	3	10	13	
January	15	6	9	0	0	0	15	0	5	0	0	0	0	0	0	0	0	0	10	0	0	0	15	6	9	15	
February	17	5	12	0	0	0	17	0	5	0	0	0	0	0	0	0	1	0	11	0	0	1	17	5	12	17	
March	36	17	19	0	0	0	36	0	8	2	0	0	0	0	1	0	0	0	25	0	0	0	36	17	19	36	
April	13	6	7	0	0	0	13	0	3	1	0	0	0	0	0	0	0	0	9	0	0	0	13	6	7	13	
May	60	37	23	0	0	0	60	0	17	4	0	0	0	0	0	0	0	0	37	2	0	0	60	37	23	60	
June	68	44	24	0	0	0	68	0	25	2	0	0	0	0	0	0	0	0	41	0	0	0	68	44	24	68	
July	35	8	27	0	0	0	35	0	8	6	0	0	0	0	0	0	0	0	19	2	0	0	35	8	27	35	
August	34	10	24	0	0	0	34	0	5	1	0	0	0	0	0	0	0	0	26	0	0	0	34	10	24	34	
September	30	13	17	0	0	0	30	0	4	2	0	0	0	0	0	0	0	0	19	5	0	0	30	13	17	30	
Annual Total	391	192	199	0	0	0	391	0	117	20	0	0	0	0	1	0	1	0	237	10	0	1	386	192	199		
Annual Average	33	16	17	0	0	0	33	0	10	2	0	0	0	0	0	0	0	0	20	1	0	0	32	16	17		



Euthanasia Statistics

2023 Outcome Euthanasia	Euthanasia by Species							Euthanasia Reason										
Month	Total Euthanized	Cat	Dog	Feral Cat	Other	Wildlife	Total	Age	Aggression	Behavi	Feral	Injured	Medical	Rabies Suspect	Sick	Space	Wildlife	Total
October	2	1	1	0	0	0	2	0	0	1	1	0	0	0	0	0	0	2
November	0	0	0	0	0	0	0	0	0	0	0	0	0	0	0	0	0	0
December	1	1	0	0	0	0	1	0	0	0	0	0	0	0	1	0	0	1
January	0	0	0	0	0	0	0	0	0	0	0	0	0	0	0	0	0	0
February	0						0											0
March	0						0											0
April	0						0											0
May	0						0											0
June	0						0											0
July	0						0											0
August	0						0											0
September	0						0											0
Annual Total	3	2	1	0	0	0	3	0	0	0	0	0	0	0	1	0	0	1
Annual Average	0.25	0.5	0.25	0	0	0	0	0	0	0	0	0	0	0	0	0	0	0
2022 Year Prior																		
October	2	2	0	0	0	0	2	0	0	0	2	0	0	0	0	0	0	2
November	3	2	1	0	0	0	3	0	2	0	1	0	0	0	0	0	0	3
December	0	0	0	0	0	0	0	0	0	0	0	0	0	0	0	0	0	0
January	1	1	0	0	0	0	1	0	0	0	0	1	0	0	0	0	0	1
February	1	1	0	0	0	0	1	0	0	0	0	1	0	0	0	0	0	1
March	5	4	1	0	0	0	5	0	1	0	1	0	0	0	0	0	0	2
April	1	1	0	0	0	0	1	0	0	0	0	1	0	0	0	0	0	1
May	1	1	0	0	0	0	1	0	0	0	0	1	0	0	0	0	0	1
June	14	12	2	0	0	0	14	0	2	0	7	2	3	0	0	0	0	14
July	2	2	0	0	0	0	2	0	0	0	2	0	0	0	0	0	0	2
August	2	2	0	0	0	0	2	0	0	0	2	0	0	0	0	0	0	2
September	1	1	0	0	0	0	1	1	0	0	0	0	0	0	0	0	0	1
Annual Total	33	29	4	0	0	0		1	5	0	15	6	3	0	0	0	0	
Annual Average	3	2	0	0	0	0		0	0	0	1	1	0	0	0	0	0	

OUTCOME
Animal: Outcome
Crosstab
Dates
Outcome Type:
Euthanasia
X1: Outcome Subtype
Y1: Species
Y2: Outcome Subtype



Revenue

2023 Revenue	Revenue Breakdown																		Donation - Sponsorship Breakdown			
	Total Revenue	Adoptions	City Licenses	Surrenders	Microchips	Reclaim Fees	Quarantine Fees	Rabies Vouchers	Vaccinations	Impound Fees	Donations/ Other	Permit Applications	Permit Fees	Sterilizati on Vouchers	Scientific Research	Trap Rentals	Trap Service	Refunds	Sponsorship Total	Adoption Sponsor	Cat Cage	Dog Kennel
October	\$ 1,042.00	\$ 195.00	\$ -	\$ 40.00	\$ 300.00	\$ 135.00	\$ -	\$ 60.00	\$ -	\$ -	\$ 312.00	\$ -	\$ -	\$ -	\$ -	\$ -	\$ -	\$ -	\$ -	\$ -	\$ -	\$ -
November	\$ 1,115.00	\$ 380.00	\$ -	\$ -	\$ 450.00	\$ -	\$ -	\$ 160.00	\$ -	\$ -	\$ 125.00	\$ -	\$ -	\$ -	\$ -	\$ -	\$ -	\$ -	\$ -	\$ -	\$ -	\$ -
December	\$ 1,330.00	\$ 645.00	\$ -	\$ -	\$ 440.00	\$ 60.00	\$ -	\$ 80.00	\$ -	\$ -	\$ 105.00	\$ -	\$ -	\$ -	\$ -	\$ -	\$ -	\$ -	\$ -	\$ -	\$ -	\$ -
January	\$ 2,085.00	\$ 650.00	\$ -	\$ 20.00	\$ 360.00	\$ 25.00	\$ -	\$ 100.00	\$ 830.00	\$ -	\$ 25.00	\$ -	\$ -	\$ 75.00	\$ -	\$ -	\$ -	\$ -	\$ -	\$ -	\$ -	\$ -
February	\$ -																					
March	\$ -																					
April	\$ -																					
May	\$ -																					
June	\$ -																					
July	\$ -																					
August	\$ -																					
September	\$ -																					
Annual Total	\$ 5,572.00	\$ 1,870.00	\$ -	\$ 60.00	\$ 1,550.00	\$ 220.00	\$ -	\$ 400.00	\$ 830.00	\$ -	\$ 567.00	\$ -	\$ -	\$ 75.00		\$ -	\$ -	\$ -				
Annual Average	\$ 464.33	\$ 467.50	\$ -	\$ 15.00	\$ 387.50	\$ 55.00	\$ -	\$ 100.00	\$ 207.50	\$ -	\$ 141.75	\$ -	\$ -	\$ 18.75		\$ -	\$ -	\$ -				
2022 Year Prior																						
October	\$ 1,585.00	\$ 430.00	\$ 25.00	\$ 110.00	\$ 725.00	\$ 30.00	\$ -	\$ 240.00	\$ -	\$ -	\$ 25.00	\$ -	\$ -	\$ -	\$ -	\$ -	\$ -	\$ -				
November	\$ 795.00	\$ 325.00	\$ 10.00	\$ -	\$ 340.00	\$ -	\$ -	\$ 120.00	\$ -	\$ -	\$ -	\$ -	\$ -	\$ -	\$ -	\$ -	\$ -	\$ -				
December	\$ 1,870.00	\$ 280.00	\$ 5.00	\$ 40.00	\$ 340.00	\$ -	\$ -	\$ 110.00	\$ -	\$ -	\$ 1,095.00	\$ -	\$ -	\$ -	\$ -	\$ -	\$ -	\$ -				
January	\$ 225.00	\$ 50.00	\$ 15.00	\$ 40.00	\$ 80.00	\$ -	\$ -	\$ 40.00	\$ -	\$ -	\$ -	\$ -	\$ -	\$ -	\$ -	\$ -	\$ -	\$ -				
February	\$ 515.00	\$ 145.00	\$ 10.00	\$ -	\$ 140.00	\$ -	\$ 140.00	\$ 80.00	\$ -	\$ -	\$ -	\$ -	\$ -	\$ -	\$ -	\$ -	\$ -	\$ -				
March	\$ 670.00	\$ 260.00	\$ 45.00	\$ -	\$ 220.00	\$ 30.00	\$ -	\$ 115.00	\$ -	\$ -	\$ -	\$ -	\$ -	\$ -	\$ -	\$ -	\$ -	\$ -				
April	\$ 660.00	\$ 165.00	\$ 35.00	\$ 20.00	\$ 160.00	\$ -		\$ 60.00	\$ -	\$ -	\$ 100.00	\$ -	\$ -	\$ -	\$ 120.00	\$ -	\$ -	\$ -				
May	\$ 1,010.00	\$ 315.00	\$ 20.00	\$ 120.00	\$ 320.00	\$ 75.00	\$ -	\$ 160.00	\$ -	\$ -	\$ -	\$ -	\$ -	\$ -	\$ -	\$ -	\$ -	\$ -				
June	\$ 1,475.00	\$ 345.00	\$ 80.00	\$ 215.00	\$ 380.00	\$ 25.00	\$ 150.00	\$ 180.00	\$ -	\$ -	\$ -	\$ -	\$ -	\$ -	\$ -	\$ 100.00	\$ -	\$ -				
July	\$ 1,190.00	\$ 420.00	\$ 55.00	\$ 80.00	\$ 400.00	\$ 45.00	\$ -	\$ 190.00	\$ -	\$ -	\$ -	\$ -	\$ -	\$ -	\$ -	\$ -	\$ -	\$ -				
August	\$ 1,751.72	\$ 515.00	\$ 5.00	\$ 40.00	\$ 460.00	\$ 120.00	\$ 200.00	\$ 130.00	\$ -	\$ -	\$ 281.72	\$ -	\$ -	\$ -	\$ -	\$ -	\$ -	\$ -				
September	\$ 525.00	\$ 140.00	\$ -	\$ 40.00	\$ 140.00	\$ 90.00	\$ -	\$ 40.00	\$ -	\$ -	\$ 75.00	\$ -	\$ -	\$ -	\$ -	\$ -	\$ -	\$ -				
Annual Total	\$ 12,271.72	\$ 3,390.00	\$ 305.00	\$ 705.00	\$ 3,705.00	\$ 415.00	\$ 490.00	\$ 1,465.00	\$ -	\$ -	\$ 1,576.72	\$ -	\$ -	\$ -	\$ 120.00	\$ 100.00	\$ -	\$ -				
Annual Average	\$ 1,022.64	\$ 282.50	\$ 25.42	\$ 58.75	\$ 308.75	\$ 34.58	\$ 44.55	\$ 122.08	\$ -	\$ -	\$ 131.39	\$ -	\$ -	\$ -	\$ 10.00	\$ 8.33	\$ -	\$ -				