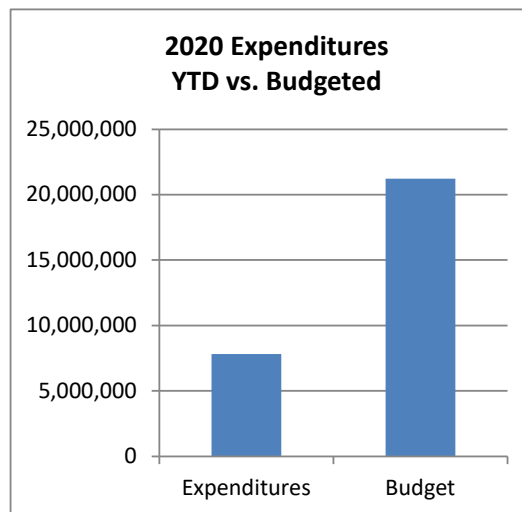
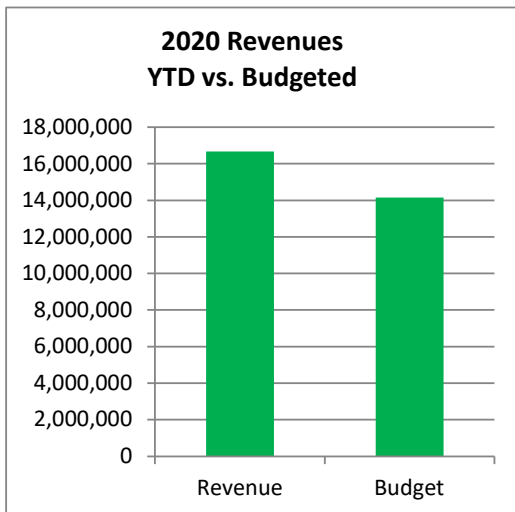


Town of Johnstown, Colorado
Statement of Revenues, Expenditures, and Changes in
Fund Balances - General Fund
Period Ending October 31, 2020
Unaudited

General Fund	2020 Actuals Oct	2020 Adopted Budget	%
			Complete
Beginning Fund Balance	44,232,368	44,232,368	
Revenues:			
Taxes & Fees	14,144,046	12,631,080	112.0%
Licenses & Permits	1,912,967	828,200	231.0%
Fines & Forfeitures	128,186	171,000	75.0%
Intergovernmental	139,037	15,000	926.9%
Earnings on Investment	143,386	288,000	49.8%
Miscellaneous Revenue	210,869	216,200	97.5%
<i>Transfers In</i>	-	-	
Total Operating Revenues	<u>16,678,490</u>	<u>14,149,480</u>	117.9%
Expenditures:			
Legislative	605,402	978,200	61.9%
Town Manager	311,707	722,750	43.1%
Town Clerk	257,189	338,850	75.9%
Finance	146,958	230,950	63.6%
Planning	531,724	762,600	69.7%
Building Inspections	166,420	236,200	70.5%
Police	2,549,349	3,522,080	72.4%
Public Works	96,828	133,650	72.4%
Buildings	175,113	210,200	83.3%
<i>Transfers Out</i>	<u>2,968,616</u>	<u>14,097,660</u>	21.1%
Total Expenditures	<u>7,809,305</u>	<u>21,233,140</u>	36.8%
Excess (Deficiency) of Revenues and Other Sources over Expenditures	<u>8,869,185</u>	<u>(7,083,660)</u>	
Prior Period Adjustment			
Ending Fund Balance*	<u>53,101,553</u>	<u>37,148,708</u>	

* - Unaudited

83% of the fiscal year has elapsed

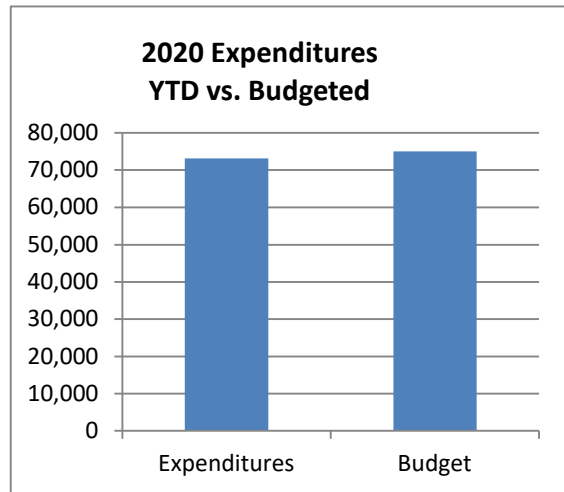
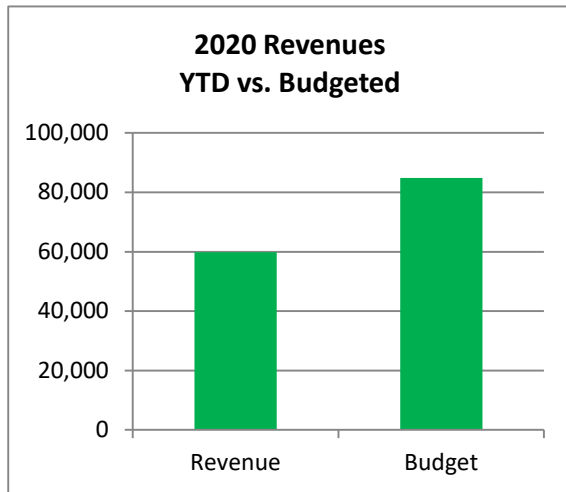


Town of Johnstown, Colorado
Statement of Revenues, Expenditures, and Changes in
Fund Balances - Conservation Trust Fund
Period Ending October 31, 2020
Unaudited

Conservation Trust Fund	2020 Actuals Oct	2020 Adopted Budget	%
			Complete
Beginning Fund Balance	0	0	
Revenues:			
Intergovernmental	59,812	84,800	70.5%
Earnings on Investment	11	100	10.9%
Total Operating Revenues	<u>59,823</u>	<u>84,900</u>	70.5%
Expenditures:			
Operations	73,102	-	
Capital Outlay	-	75,000	0.0%
Total Expenditures	<u>73,102</u>	<u>75,000</u>	97.5%
Excess (Deficiency) of Revenues and Other Sources over Expenditures	<u>(13,279)</u>	<u>9,900</u>	
Ending Fund Balance*	<u>(13,279)</u>	<u>9,900</u>	

* - Unaudited

83% of the fiscal year has elapsed

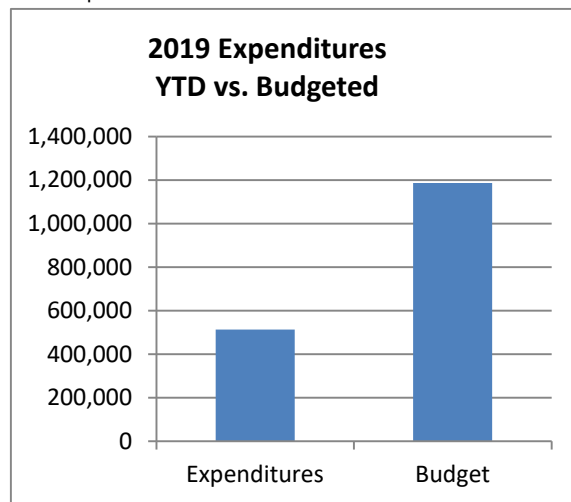
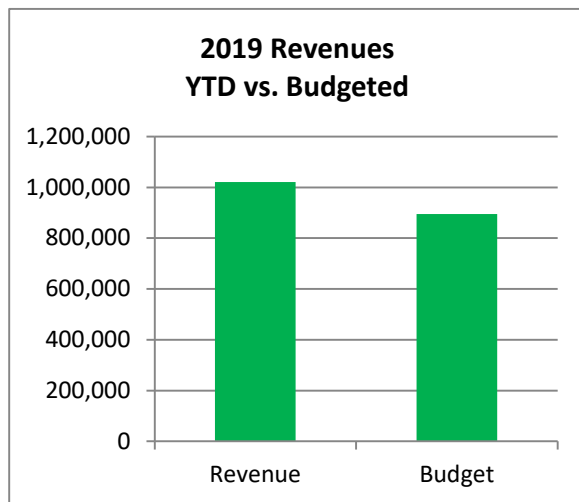


Town of Johnstown, Colorado
Statement of Revenues, Expenditures, and Changes in
Fund Balances - Parks and Open Space Fund
Period Ending October 31, 2020
Unaudited

Parks and Open Space Fund	2020 Actuals Oct	2020 Adopted Budget	%
			Complete
Beginning Fund Balance	6,230,528	6,230,528	
<u>Revenues:</u>			
Taxes & Fees	733,145	359,817	203.8%
Miscellaneous Revenue	44,768	315,700	14.2%
<i>Transfers In</i>	220,000	220,000	100.0%
	<hr/>	<hr/>	
Total Operating Revenues	1,020,485	895,517	114.0%
<u>Expenditures:</u>			
Operations	319,217	458,750	69.6%
Capital Outlay	194,734	728,000	26.7%
<i>Transfers Out</i>	-	-	
	<hr/>	<hr/>	
Total Expenditures	513,951	1,186,750	43.3%
Excess (Deficiency) of Revenues and Other Sources over Expenditures			
	<hr/>	<hr/>	
	506,535	(291,233)	
Ending Fund Balance*			
	<hr/>	<hr/>	
	6,737,063	5,939,295	

* - Unaudited

83% of the fiscal year has elapsed

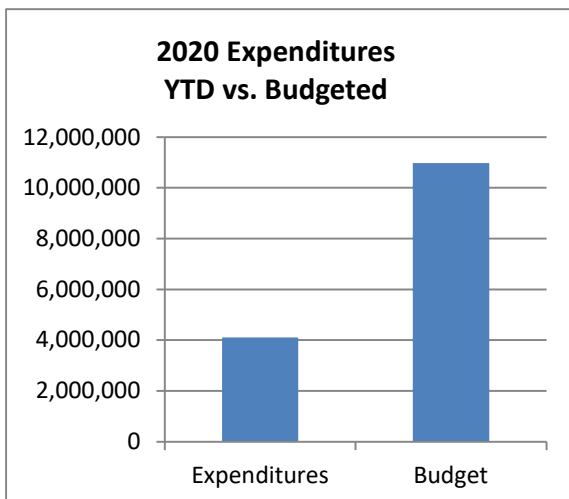
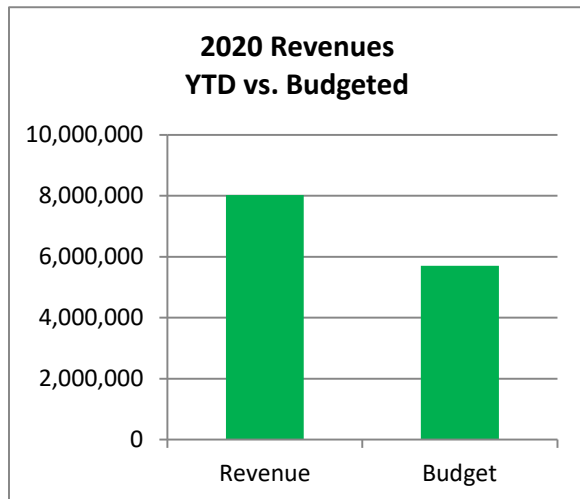


Town of Johnstown, Colorado
Statement of Revenues, Expenditures, and Changes in
Fund Balances - Street and Alley Fund
Period Ending October 31, 2020
Unaudited

Street and Alley Fund	2020 Actuals Oct	2020 Adopted Budget	%
			Complete
Beginning Fund Balance	9,763,088	9,763,088	
<u>Revenues:</u>			
Taxes & Fees	2,295,227	838,000	273.9%
Intergovernmental	861,660	1,511,650	57.0%
Charges for Services	687,222	1,024,000	67.1%
Capital Investment Fees	2,056,361	305,000	674.2%
Earnings on Investment	53,146	27,000	196.8%
Miscellaneous Revenues	66,667	-	0.0%
Tranfers In	2,000,000	2,000,000	100.0%
Total Operating Revenues	8,020,283	5,705,650	140.6%
<u>Expenditures:</u>			
Operations & Maintenance	1,429,257	2,284,050	62.6%
Capital	2,679,431	8,684,500	30.9%
Total Expenditures	4,108,687	10,968,550	37.5%
Excess (Deficiency) of Revenues and Other Sources over Expenditures	3,911,596	(5,262,900)	
Ending Fund Balance*	13,674,684	4,500,188	

* - Unaudited

83% of the fiscal year has elapsed

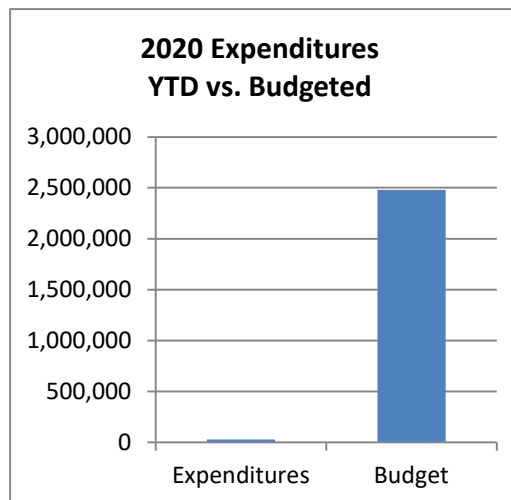
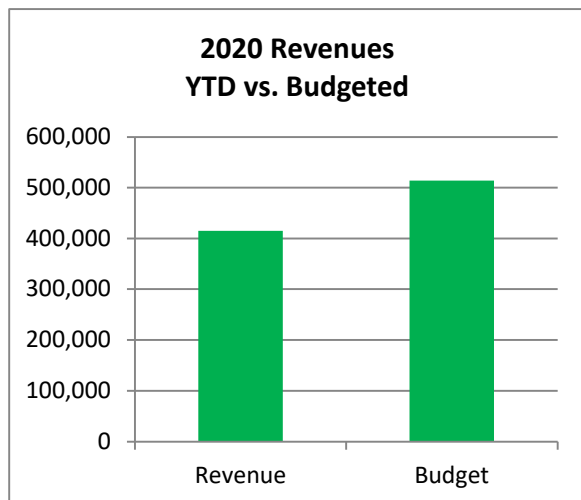


Town of Johnstown, Colorado
Statement of Revenues, Expenditures, and Changes in
Fund Balances - Capital Projects Fund
Period Ending October 31, 2020
Unaudited

Capital Projects Fund	2020 Actuals Oct	2020 Adopted Budget	%
			Complete
Beginning Fund Balance	12,684,794	12,684,794	
<u>Revenues:</u>			
Taxes and Fees	345,705	450,000	76.8%
Miscellaneous Revenue	-	-	
Interest	69,445	79,000	87.9%
<i>Transfers In</i>	-	(15,000)	
Total Operating Revenues	<u>415,150</u>	<u>514,000</u>	80.8%
<u>Expenditures:</u>			
Capital Outlay	29,111	2,479,700	0.0%
<i>Transfers Out</i>	-	-	0.0%
Total Expenditures	<u>29,111</u>	<u>2,479,700</u>	1.2%
Excess (Deficiency) of Revenues and Other Sources over Expenditures	<u>386,039</u>	<u>(1,965,700)</u>	
Ending Fund Balance*	<u><u>13,070,833</u></u>	<u><u>10,719,094</u></u>	

* - Unaudited

83% of the fiscal year has elapsed

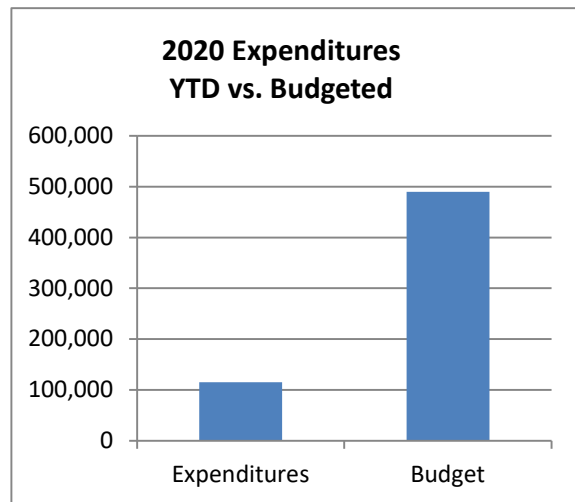
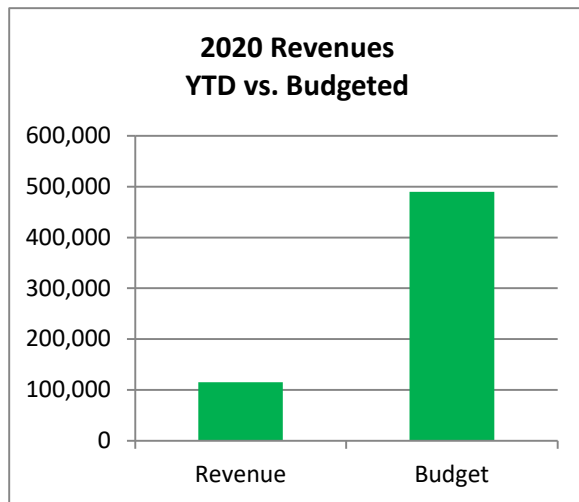


Town of Johnstown, Colorado
Statement of Revenues, Expenditures, and Changes in
Fund Balances - Tax Allocation Fund
Period Ending October 31, 2020
Unaudited

Tax Allocation Fund	2020 Actuals Oct	2020 Adopted Budget	%
			Complete
Beginning Fund Balance	95,951	95,951	
<u>Revenues:</u>			
Taxes & Fees	114,706	490,000	23.4%
Earnings on Investment	-	100	0.0%
Total Operating Revenues	<u>114,706</u>	<u>490,100</u>	23.4%
<u>Expenditures:</u>			
Miscellaneous	<u>114,706</u>	<u>490,000</u>	23.4%
Total Expenditures	<u>114,706</u>	<u>490,000</u>	23.4%
Excess (Deficiency) of Revenues and Other Sources over Expenditures	<u>0</u>	<u>100</u>	
Ending Fund Balance*	<u>95,951</u>	<u>96,051</u>	

* - Unaudited

83% of the fiscal year has elapsed

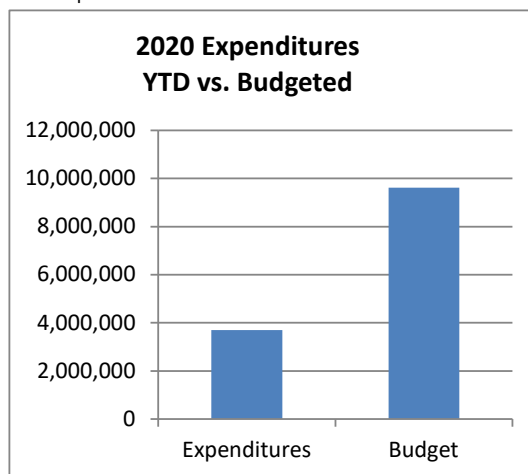
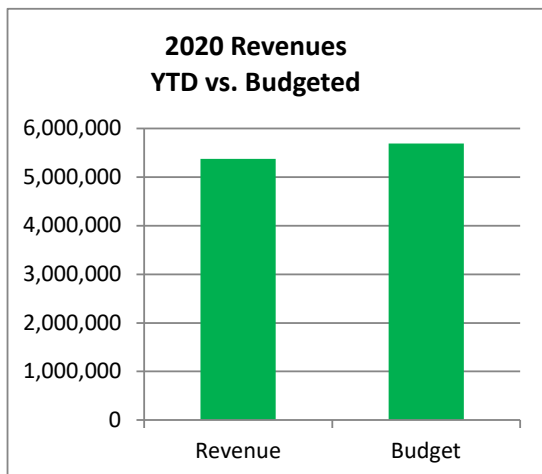


Town of Johnstown, Colorado
Statement of Revenues, Expenditures, and Changes in
Fund Balances - Water Fund
Period Ending October 31, 2020
Unaudited

Water Fund	2020 Actuals Oct	2020 Adopted Budget	%
			Complete
Beginning Cash Balance	19,765,629	19,765,629	
Revenues:			
Charges for Services	<u>3,099,445</u>	<u>2,518,000</u>	123.1%
Total Operating Revenues	<u>3,099,445</u>	<u>2,518,000</u>	123.1%
Expenses:			
Administration	236,435	522,550	45.2%
Operations	1,868,712	1,887,920	99.0%
Capital Outlay	1,317,549	6,853,000	19.2%
Depreciation	282,340	355,000	79.5%
Transfers Out	<u>-</u>	<u>-</u>	
Total Operating Expenses	<u>3,705,036</u>	<u>9,618,470</u>	38.5%
Operating Income (Loss)	<u>(605,591)</u>	<u>(7,100,470)</u>	
Non-Operating Revenues (Expenses)			
Tap Fees	1,027,084	804,625	127.6%
Capital Investment Fees	899,415	100,000	899.4%
Misc. Revenues	246,582	2,144,000	11.5%
Interest Expense	<u>100,074</u>	<u>126,000</u>	79.4%
Total Non-Operating Revenues (Expenses)	<u>2,273,154</u>	<u>3,174,625</u>	71.6%
Excess (Deficiency) of Revenues and Other Sources over Expenses	<u>1,667,563</u>	<u>(3,925,845)</u>	
Ending Cash Balance*	<u>21,433,192</u>	<u>15,839,784</u>	

* - Unaudited

83% of the fiscal year has elapsed

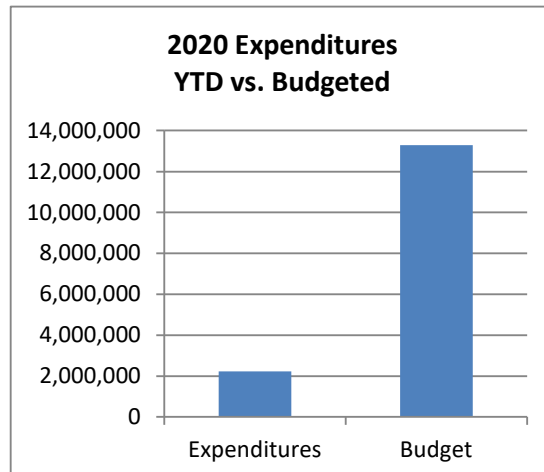
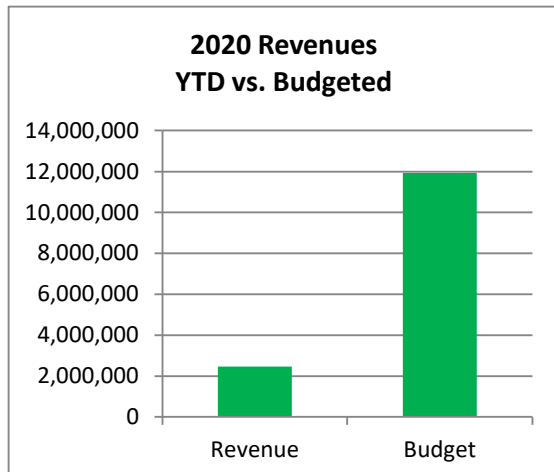


Town of Johnstown, Colorado
Statement of Revenues, Expenditures, and Changes in
Fund Balances - Sewer Fund
Period Ending October 31, 2020
Unaudited

Sewer Fund	2020 Actuals Oct	2020 Adopted Budget	%
			Complete
Beginning Cash Balance	9,346,239	9,346,239	
Revenues:			
Charges for Services	<u>1,772,075</u>	<u>1,950,000</u>	90.9%
Total Operating Revenues	<u>1,772,075</u>	<u>1,950,000</u>	90.9%
Expenses:			
Administration	224,722	310,500	72.4%
Operations	916,314	1,895,870	48.3%
Capital Outlay	922,829	10,874,000	8.5%
Depreciation	<u>160,835</u>	<u>205,000</u>	78.5%
Total Operating Expenses	<u>2,224,700</u>	<u>13,285,370</u>	16.7%
Operating Income (Loss)	<u>(452,625)</u>	<u>(11,335,370)</u>	
Non-Operating Revenues (Expenses)			
Capital Improvement Fees	669,350	660,000	101.4%
Misc. Revenues	13,146	1,001,000	1.3%
Interest Expense	15,183	81,000	18.7%
Transfers	<u>-</u>	<u>10,000,000</u>	0.0%
Total Non-Operating Revenues (Expenses)	<u>697,679</u>	<u>11,742,000</u>	5.9%
Excess (Deficiency) of Revenues and Other Sources over Expenses	<u>245,054</u>	<u>406,630</u>	
Ending Cash Balance*	<u>9,591,293</u>	<u>9,752,869</u>	

* - Unaudited

83% of the fiscal year has elapsed

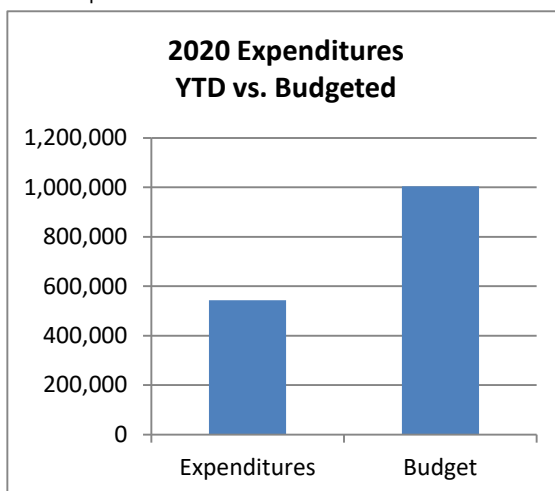
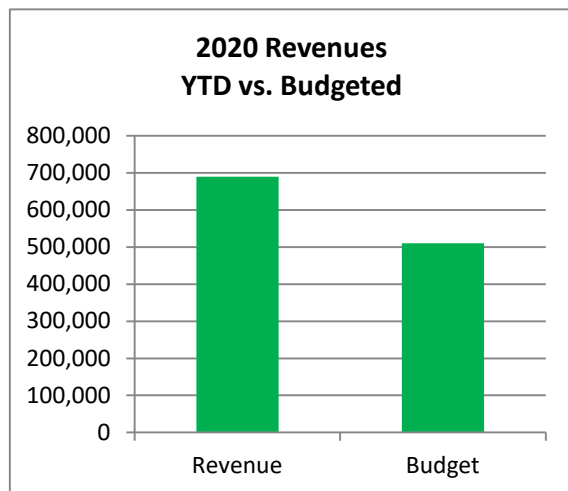


Town of Johnstown, Colorado
Statement of Revenues, Expenditures, and Changes in
Fund Balances - Drainage Fund
Period Ending October 31, 2020
Unaudited

Drainage Fund	2020 Actuals Oct	2020 Adopted Budget	%
			Complete
Beginning Cash Balance	3,248,246	3,248,246	
Revenues:			
Charges for Services	381,971	435,000	87.8%
Total Operating Revenues	381,971	435,000	87.8%
Expenses:			
Administration	110,397	143,100	77.1%
Operations	188,105	345,900	54.4%
Capital Improvements	245,711	515,000	47.7%
Transfer Out	-	-	
Total Operating Expenses	544,213	1,004,000	54.2%
Operating Income (Loss)	(162,242)	(569,000)	
Non-Operating Revenues (Expenses)			
Capital Revenues	296,432	50,000	592.9%
Misc. Revenues	-	-	
Interest Expense	11,523	25,200	45.7%
Total Non-Operating Revenues (Expenses)	307,954	75,200	409.5%
Excess (Deficiency) of Revenues and Other Sources over Expenses	145,712	(493,800)	
Ending Cash Balance*	3,393,958	2,754,446	

* - Unaudited

83% of the fiscal year has elapsed

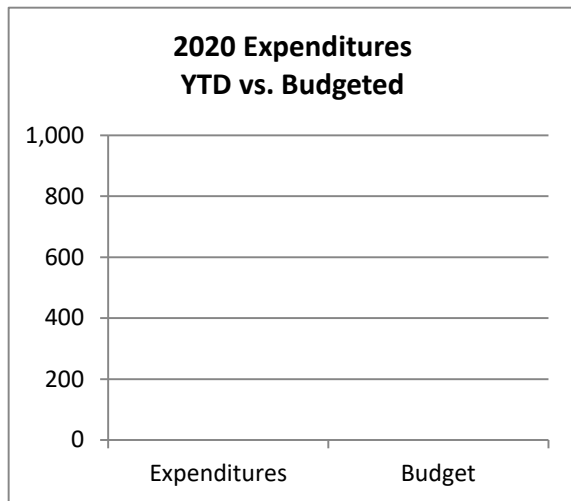
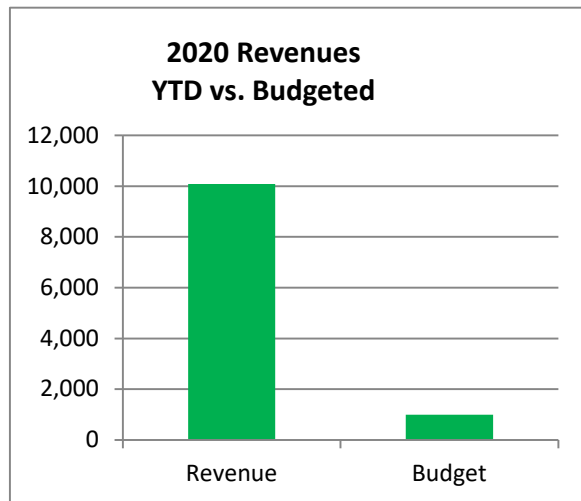


Town of Johnstown, Colorado
Statement of Revenues, Expenditures, and Changes in
Fund Balances - Cemetery Perpetual Fund
Period Ending October 31, 2020
Unaudited

Cemetery Perpetual Fund	2020 Actuals Oct	2020 Adopted Budget	%
			Complete
Beginning Fund Balance	133,339	133,339	
<u>Revenues:</u>			
Miscellaneous Revenue	9,192	903	1018.0%
Earnings on Investment	889	100	889.1%
	10,081	1,003	
Total Operating Revenues	10,081	1,003	1005.1%
<u>Expenditures:</u>			
Operations & Maintenance	-	-	
Capital Outlay	-	-	
Transfers Out	-	-	
	-	-	
Total Expenditures	-	-	
Excess (Deficiency) of Revenues and Other Sources over Expenditures	10,081	1,003	
Ending Fund Balance*	143,420	134,342	

* - Unaudited

83% of the fiscal year has elapsed

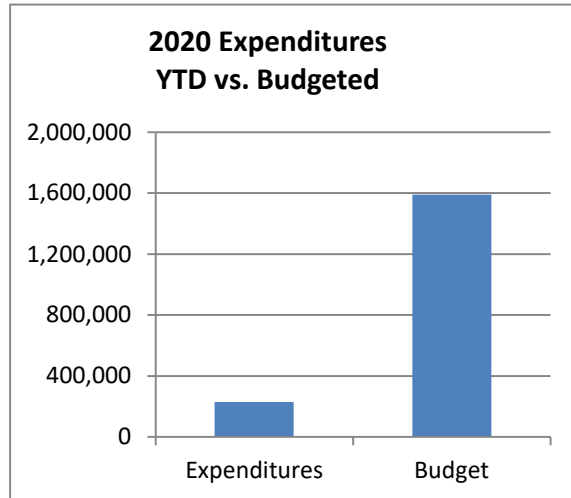
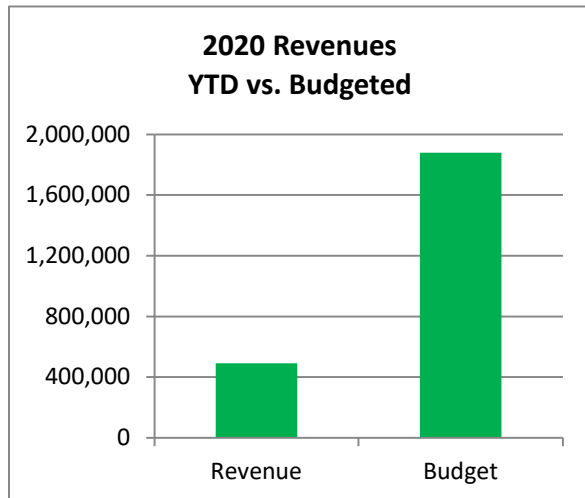


Town of Johnstown, Colorado
Statement of Revenues, Expenditures, and Changes in
Fund Balances - Library Fund
Period Ending October 31, 2020
Unaudited

Library Fund	2020 Actuals Oct	2020 Adopted Budget	%
			Complete
Beginning Fund Balance	4,649,884	4,649,884	
Revenues:			
Intergovernmental	-	824,716	0.0%
Miscellaneous Revenue	145,599	11,000	1323.6%
Capital Investment Fees	342,964	20,000	1714.8%
Interest	2,233	1,500	148.9%
Transfers In	-	1,022,660	0.0%
Total Operating Revenues	<u>490,796</u>	<u>1,879,876</u>	26.1%
Expenditures:			
Operations	228,795	1,589,915	14.4%
Capital Outlay	-	-	0.0%
Total Expenditures	<u>228,795</u>	<u>1,589,915</u>	14.4%
Excess (Deficiency) of Revenues and Other Sources over Expenditures	<u>262,001</u>	<u>289,961</u>	
Ending Fund Balance*	<u>4,911,885</u>	<u>4,939,845</u>	

* - Unaudited

83% of the fiscal year has elapsed



Town of Johnstown, Colorado
Statement of Revenues, Expenditures, and Changes in
Fund Balances - Recreation Center Fund
Period Ending October 31, 2020
Unaudited

Recreation Center Fund	2020 Actuals Oct	2020 Adopted Budget	%
			Complete
Beginning Fund Balance	10,536,360	10,536,360	
<u>Revenues:</u>			
Transfers In	-	600,000	0.0%
Earnings on Investment	-	-	
Total Operating Revenues	<u>-</u>	<u>600,000</u>	0.0%
<u>Expenditures:</u>			
Operations & Maintenance		500,000	0.0%
Capital Outlay	8,660,578	12,000,000	72.2%
Total Expenditures	<u>8,660,578</u>	<u>12,500,000</u>	69.3%
Excess (Deficiency) of Revenues and Other Sources over Expenditures	<u>(8,660,578)</u>	<u>(11,900,000)</u>	
Ending Fund Balance*	<u><u>1,875,782</u></u>	<u><u>(1,363,640)</u></u>	

* - Unaudited

83% of the fiscal year has elapsed

