



the **Y**
Town of
Johnstown
JOHNSTOWN COMMUNITY YMCA



COURAGE

COMPASSION

PROFESSIONALISM



Dear stakeholder

We are pleased to share our mid-year report of our performance at Front Range Fire Rescue with all of you. 2021 has been a busy year! To date, we have responded to nearly 13% more incidents than this time last year. This is a complicated statistic. In 2020 we experienced a lower number of responses in the first three quarters. Due to so many of our citizens staying at home due to COVID, many incident types were lower. Interestingly though, we finished 2020 with almost the same number of calls for service as in 2019. As you would guess, the fourth quarter of 2020 was hectic. Fast forward to today. With our current daily call load, we expect to finish the year with 10% more emergency incidents than last year.

To spite being busy, our firefighters continue to respond with courage, compassion, and professionalism. One of the things that I am very proud of is that we continue to progress in most of our metrics and measurement areas. In large part, this is because our fire district culture continues to encourage improvement. While there are areas that require improvement, we are diligently working on steps to get better each and every day.

Over the next few years, we expect the call volume to increase exponentially. With the growth in our district's population, we know that more people means more emergencies. We know that is important to you as well. We are working on updating our strategic plan to anticipate the challenges and how we can best serve all of our customers. Beyond response, we are looking at improvements to our fire prevention efforts and plan review processes. Keeping up with the builders will be vital moving forward.

Thank you!

Michael West
Fire Chief
mwest@frfr.co






**FRONT
RANGE**

RESPONSE

&

STATISTICS

**FIRE
RESCUE**

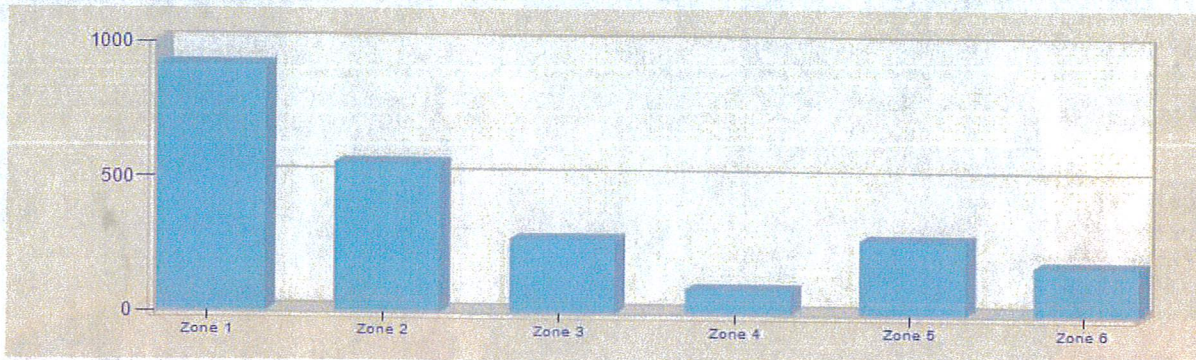


Front Range Fire Rescue – Response Performance (2021 YTD)

The ultimate goal of an emergency service delivery system is to provide sufficient resources (e.g., personnel, apparatus, and equipment) to an emergency scene within an appropriate time that allows for effective intervention and mitigation of the emergency. Front Range Fire Rescue (FRFR or “the District”) works actively to establish realistic performance measures that are used to evaluate the services provided by FRFR.

Fire-related emergencies are arguably the most critical type of incident that occurs within the FRFR response area; however, the District also responds to a large number of critical medical emergencies and many other types of emergency incidents. A rapid response by highly trained and properly equipped professionals is the key to successful mitigation of any emergency. FRFR has established the same response performance objectives for both fire apparatus and ambulances.

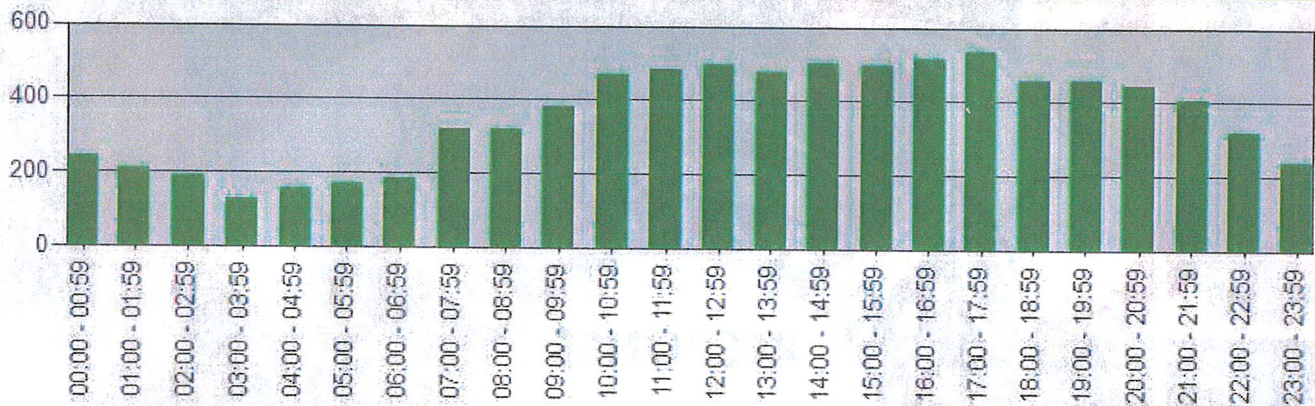
Total Incidents per Zone (01-01-2018 to 08-31-2021)




Zone 1: West of WCR 19 to FRFR’s western boundary
Zone 2: East of WCR 19 to Weld County Road 27-½
Zone 3: East of WCR 27-½ to FRFR’s eastern boundary
Zone 4: Windsor EMS Calls

Zone 5: EMS Transfers
Zone 6: Automatic/Mutual Aid to Others
Zone 7: EMS Mutual Aid to Evans, LaSalle, Kersey

Total Incidents per Hour (01-01-2018 to 08-31-2021)



Total Incidents by Day of Week (01-01-2018 to 08-31-2021)



Baseline Performance – Structure Fire		2018 - 2021	2021	2020	2019	2018	GOAL
Alarm Handling	Pickup to Dispatch (Z1 & Z2)			1:54	2:13	2:06	1:00
	Pickup to Dispatch (Z3)			2:57	2:39	8:01	
Turnout	1 st Unit Turnout (Z1 & Z2)			1:36	1:29	2:50	1:30
	1 st Unit Turnout (Z3)			1:32	2:39	3:23	
Travel (Turnout to Arrival)	1 st Unit Travel (Z1 & Z2)			4:44	7:04	7:49	7:30
	1 st Unit Travel (Z3)			13:18	7:10	17:55	12:30
	ERF Travel (Z1 & Z2)			8:00 (n = 9)	9:18 (n = 12)	10:23 (n = 8)	10:30
	ERF Travel (Z3)			13:44 (n = 6)	11:02 (n = 2)	13:41 (n = 3)	16:30
Total Response (Pickup to Arrival)	1 st Unit Response (Z1 & Z2)			7:25	10:01	10:14	10:00
	1 st Unit Response (Z3)			16:32	10:01	22:32	15:00
	ERF Response (Z1 & Z2)			10:48 (n = 8)	12:54 (n = 8)	21:30 (n = 8)	12:30
	ERF Response (Z3)			16:36 (n = 3)	13:41 (n = 1)	17:07 (n = 3)	17:00

Baseline Performance – EMS		2018 - 2021	2021	2020	2019	2018	GOAL
Alarm Handling	Pickup to Dispatch (Z1 & Z2)			1:26	1:28	2:30	1:00
	Pickup to Dispatch (Z3)			1:37	2:07	1:58	
Turnout	1 st Unit Turnout (Z1 & Z2)			1:32	1:32	1:59	1:30
	1 st Unit Turnout (Z3)			1:28	1:30	2:01	
Travel (Turnout to Arrival)	1 st Unit Travel (Z1 & Z2)			6:25	6:49	6:38	7:30
	1 st Unit Travel (Z3)			10:10	11:17	11:05	12:30
	ERF Travel (Z1 & Z2)			6:41 (n = 469)	9:35 (n = 421)	8:07 (n = 443)	10:30
	ERF Travel (Z3)			11:37 (n = 103)	15:33 (n = 117)	13:07 (n = 77)	16:30
Total Response (Pickup to Arrival)	1 st Unit Response (Z1 & Z2)			8:19	8:52	8:54	10:00
	1 st Unit Response (Z3)			12:25	14:02	13:23	15:00
	ERF Response (Z1 & Z2)			8:48 (n = 423)	9:32 (n = 255)	10:19 (n = 443)	12:30
	ERF Response (Z3)			14:05 (n = 89)	15:33 (n = 51)	15:41 (n = 77)	17:00

DEPARTMENT TRAINING	HOURS
FIRE TRAINING	3334
SPECIAL OPERATIONS	224
MEDICAL	183
OTHER	699
2021 JAN-JULY Total Hours	4440

TRAINING HOURS



■ FIRE TRAINING ■ SPECIAL OPERATIONS ■ MEDICAL ■ OTHER




Darrin Rutt
Board of Directors

PRESIDENT




Blair Howe
Board of Directors

VICE PRESIDENT




Reid Hobler
Board of Directors

TREASURER



Jim Young
Board of Directors

SECRETARY



Greg Freshling
Board of Directors

DIRECTOR AT LARGE

THE PUBLIC IS WELCOME TO ATTEND ALL REGULARLY SCHEDULED BOARD MEETINGS, HELD ON THE SECOND TUESDAY EVENING OF THE MONTH AT 6:00 PM. FOR MORE INFORMATION PLEASE GO TO OUR WEBSITE WWW.FRFR.CO

CONTACT INFORMATION

970.587.4464
INFO@FRFR.CO

FOLLOW US ON



FRONT RANGE FIRE RESCUE

