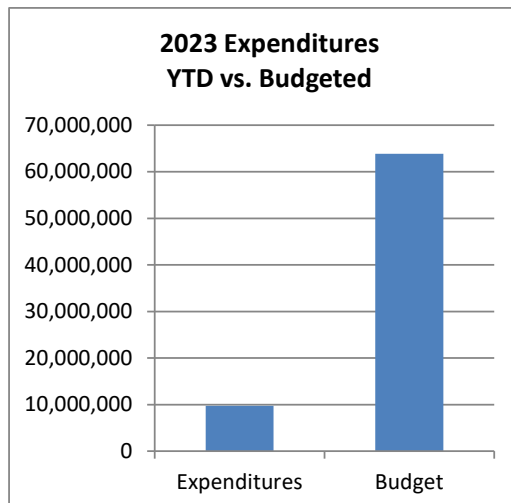
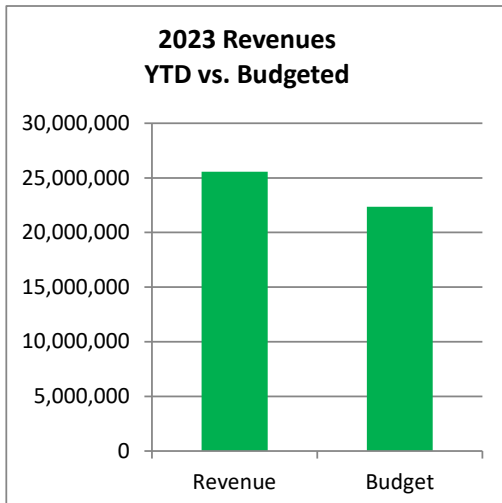


Town of Johnstown, Colorado
Statement of Revenues, Expenditures, and Changes in
Fund Balances - General Fund
Period Ending September 30, 2023
Unaudited

General Fund	2023 Actuals September	2023 Adopted Budget	%
			Complete
Beginning Fund Balance	89,263,737	89,263,737	
Revenues:			
Taxes & Fees	19,418,897	19,417,534	100.0%
Licenses & Permits	3,150,107	1,963,700	160.4%
Fines & Forfeitures	204,022	175,500	116.3%
Intergovernmental	178,346	25,000	713.4%
Earnings on Investment	1,744,882	15,000	11632.5%
Miscellaneous Revenue	864,078	757,500	114.1%
<i>Transfers In</i>	-	-	
Total Operating Revenues	<u>25,560,330</u>	<u>22,354,234</u>	114.3%
Expenditures:			
Legislative	1,089,158	831,440	131.0%
Town Manager	961,880	1,442,430	66.7%
Town Clerk	294,409	441,910	66.6%
Finance	311,200	450,870	69.0%
Planning	301,764	566,310	53.3%
Reimbursements	466,923	700,000	66.7%
Building Inspections	256,086	413,820	61.9%
Police	3,965,061	6,006,610	66.0%
Public Works	568,620	761,350	74.7%
Buildings	235,727	288,100	81.8%
<i>Transfers Out</i>	<u>1,268,927</u>	<u>51,945,508</u>	2.4%
Total Expenditures	<u>9,719,755</u>	<u>63,848,348</u>	15.2%
Excess (Deficiency) of Revenues and Other Sources over Expenditures	<u>15,840,575</u>	<u>(41,494,114)</u>	
Prior Period Adjustment			
Ending Fund Balance*	<u>105,104,312</u>	<u>47,769,623</u>	

* - Unaudited

75% of the fiscal year has elapsed


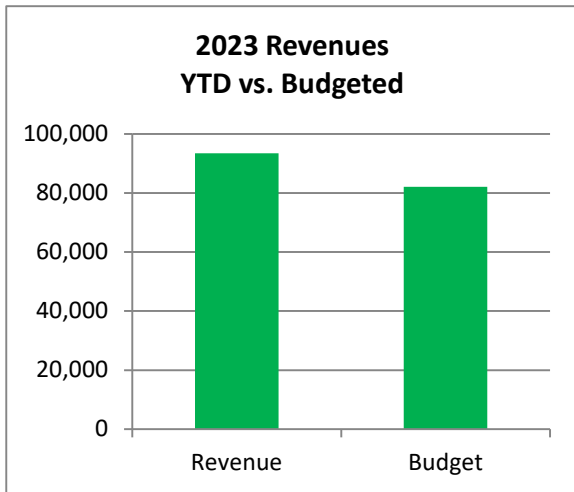


Town of Johnstown, Colorado
Statement of Revenues, Expenditures, and Changes in
Fund Balances - Conservation Trust Fund
Period Ending September 30, 2023
Unaudited

Conservation Trust Fund	2023 Actuals September	2023 Adopted Budget	%
			Complete
Beginning Fund Balance	132,112	132,112	
Revenues:			
Intergovernmental	89,835	82,000	109.6%
Earnings on Investment	4,026	50	8052.0%
Total Operating Revenues	93,861	82,050	114.4%
Expenditures:			
Operations	-	-	
Capital Outlay	-	-	
Total Expenditures	-	-	
Excess (Deficiency) of Revenues and Other Sources over Expenditures	93,861	82,050	
Ending Fund Balance*	225,973	214,162	

* - Unaudited

75% of the fiscal year has elapsed

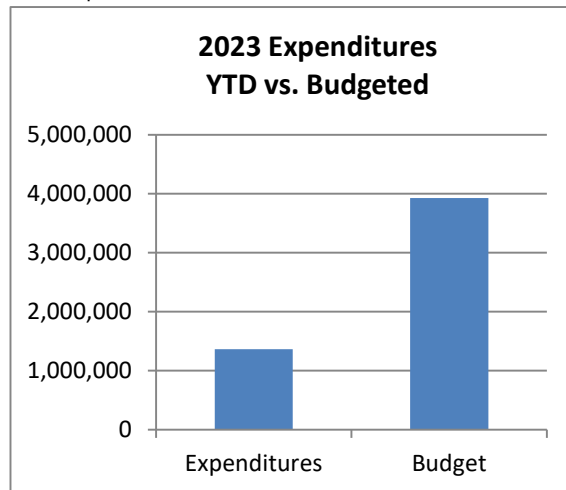
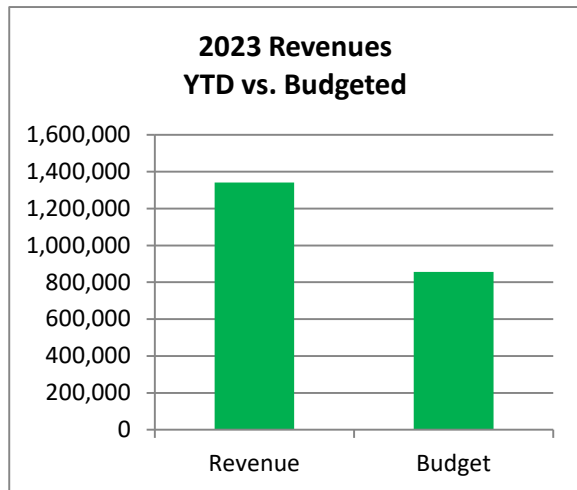


Town of Johnstown, Colorado
Statement of Revenues, Expenditures, and Changes in
Fund Balances - Parks and Open Space Fund
Period Ending September 30, 2023
Unaudited

Parks and Open Space Fund	2023 Actuals September	2023 Adopted Budget	%
			Complete
Beginning Fund Balance	7,992,579	7,992,579	
Revenues:			
Taxes & Fees	1,124,106	786,030	143.0%
License & Permit	735	500	147.0%
Earnings on Investment	110,224	2,000	5511.2%
Miscellaneous Revenue	56,403	17,000	331.8%
<i>Transfers In</i>	50,000	50,000	100.0%
Total Operating Revenues	1,341,468	855,530	156.8%
Expenditures:			
Operations	572,407	2,905,000	19.7%
Capital Outlay	790,558	1,024,940	77.1%
<i>Transfers Out</i>	-	-	
Total Expenditures	1,362,965	3,929,940	34.7%
Excess (Deficiency) of Revenues and Other Sources over Expenditures	(21,496)	(3,074,410)	
Ending Fund Balance*	7,971,082	4,918,169	

* - Unaudited

75% of the fiscal year has elapsed

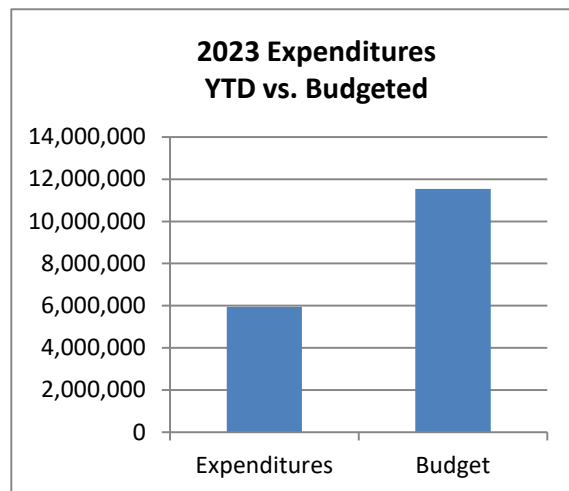
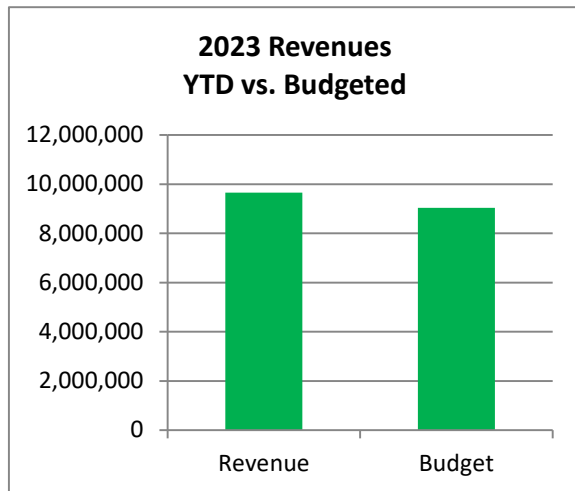


Town of Johnstown, Colorado
Statement of Revenues, Expenditures, and Changes in
Fund Balances - Street and Alley Fund
Period Ending September 30, 2023
Unaudited

Street and Alley Fund	2023 Actuals September	2023 Adopted Budget	%
			Complete
Beginning Fund Balance	17,863,626	17,863,626	
Revenues:			
Taxes & Fees	4,154,608	4,171,405	99.6%
Intergovernmental	590,955	1,290,000	45.8%
Charges for Services	756,671	945,000	80.1%
Capital Investment Fees	2,431,248	1,174,000	207.1%
Earnings on Investment	271,270	10,200	2659.5%
Miscellaneous Revenues	5,655	-	
Transfers In	1,450,000	1,450,000	100.0%
Total Operating Revenues	9,660,406	9,040,605	106.9%
Expenditures:			
Operations & Maintenance	1,662,245	3,698,790	44.9%
Capital	4,278,015	7,848,000	54.5%
Total Expenditures	5,940,260	11,546,790	51.4%
Excess (Deficiency) of Revenues and Other Sources over Expenditures	3,720,147	(2,506,185)	
Ending Fund Balance*	21,583,773	15,357,441	

* - Unaudited

75% of the fiscal year has elapsed

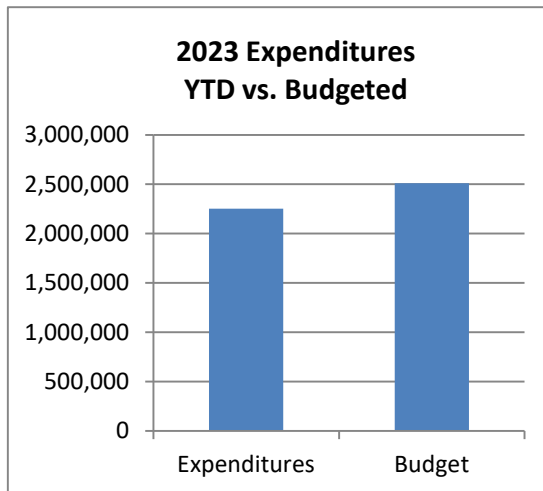
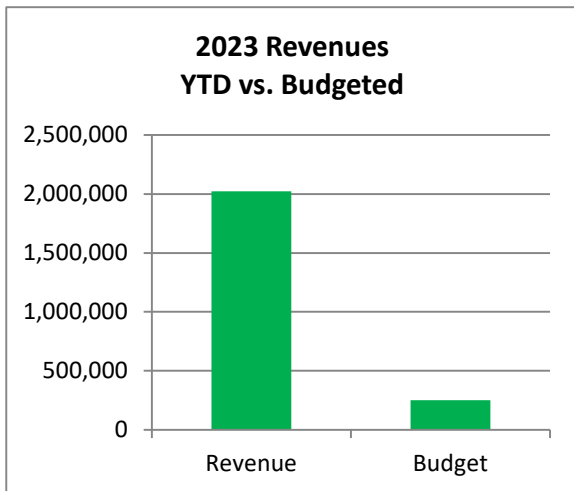


Town of Johnstown, Colorado
Statement of Revenues, Expenditures, and Changes in
Fund Balances - Capital Projects Fund
Period Ending September 30, 2023
Unaudited

Capital Projects Fund	2023 Actuals September	2023 Adopted Budget	%
			Complete
Beginning Fund Balance	10,868,807	10,868,807	
Revenues:			
Taxes and Fees	1,615,248	300,000	538.4%
Miscellaneous Revenue	-	-	
Interest	407,583	2,200	18526.5%
<i>Transfers In</i>	-	(50,000)	0.0%
Total Operating Revenues	<u>2,022,831</u>	<u>252,200</u>	802.1%
Expenditures:			
Capital Outlay	2,254,202	2,511,500	89.8%
<i>Transfers Out</i>	-	-	0.0%
Total Expenditures	<u>2,254,202</u>	<u>2,511,500</u>	89.8%
Excess (Deficiency) of Revenues and Other Sources over Expenditures	<u>(231,371)</u>	<u>(2,259,300)</u>	
Ending Fund Balance*	<u><u>10,637,436</u></u>	<u><u>8,609,507</u></u>	

* - Unaudited

75% of the fiscal year has elapsed

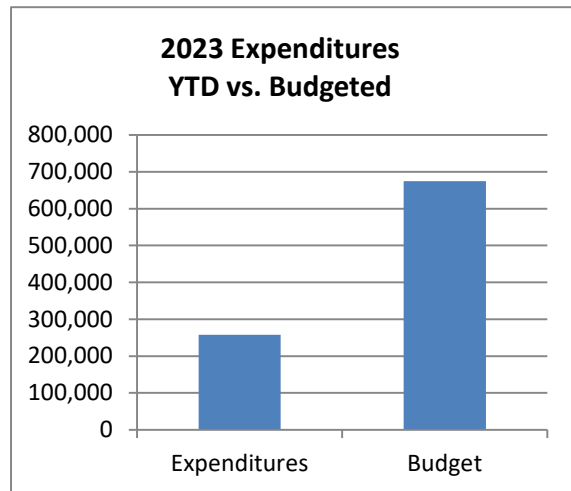
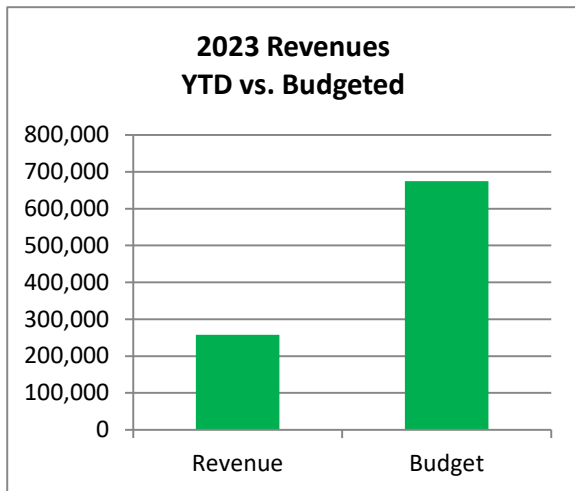


Town of Johnstown, Colorado
Statement of Revenues, Expenditures, and Changes in
Fund Balances - Tax Allocation Fund
Period Ending September 30, 2023
Unaudited

Tax Allocation Fund	2023 Actuals September	2023 Adopted Budget	%
			Complete
Beginning Fund Balance	41,435	41,435	
<u>Revenues:</u>			
Taxes & Fees	257,587	675,000	38.2%
Earnings on Investment	-	-	
Total Operating Revenues	<u>257,587</u>	<u>675,000</u>	38.2%
<u>Expenditures:</u>			
Miscellaneous	<u>257,587</u>	<u>675,000</u>	38.2%
Total Expenditures	<u>257,587</u>	<u>675,000</u>	38.2%
Excess (Deficiency) of Revenues and Other Sources over Expenditures	<u>-</u>	<u>-</u>	
Ending Fund Balance*	<u>41,435</u>	<u>41,435</u>	

* - Unaudited

75% of the fiscal year has elapsed

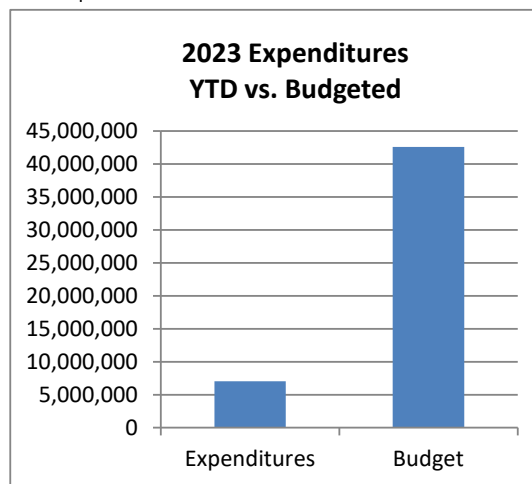
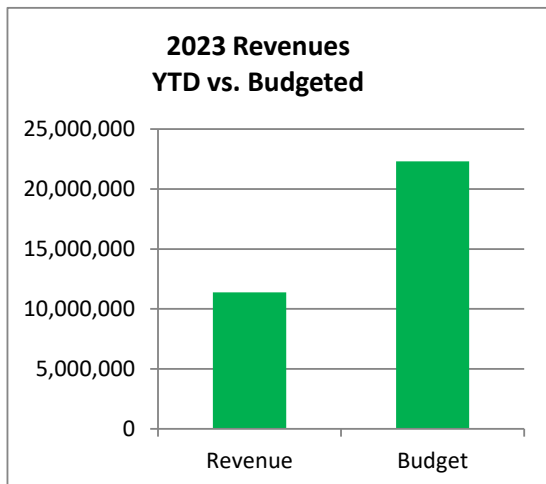


Town of Johnstown, Colorado
Statement of Revenues, Expenditures, and Changes in
Fund Balances - Water Fund
Period Ending September 30, 2023
Unaudited

Water Fund	2023 Actuals September	2023 Adopted Budget	%
			Complete
Beginning Cash Balance	18,030,853	18,030,853	
Revenues:			
Charges for Services	<u>3,734,325</u>	<u>4,555,000</u>	82.0%
Total Operating Revenues	<u>3,734,325</u>	<u>4,555,000</u>	82.0%
Expenses:			
Administration	168,162	235,300	71.5%
Operations	2,625,701	4,365,350	60.1%
Capital Outlay	3,238,577	36,417,280	8.9%
Depreciation	408,114	970,000	42.1%
Transfers Out	<u>600,000</u>	<u>600,000</u>	100.0%
Total Operating Expenses	<u>7,040,554</u>	<u>42,587,930</u>	16.5%
Operating Income (Loss)	<u>(3,306,229)</u>	<u>(38,032,930)</u>	
Non-Operating Revenues (Expenses)			
Tap Fees	2,367,757	1,357,605	174.4%
Capital Investment Fees	2,058,490	1,147,945	179.3%
Misc. Revenues	2,636,820	15,226,500	17.3%
Interest Expense	<u>579,308</u>	<u>20,000</u>	2896.5%
Total Non-Operating Revenues (Expenses)	<u>7,642,375</u>	<u>17,752,050</u>	43.1%
Excess (Deficiency) of Revenues and Other Sources over Expenses	<u>4,336,146</u>	<u>(20,280,880)</u>	
Ending Cash Balance*	<u>22,366,999</u>	<u>\$ (2,250,027)</u>	

* - Unaudited

75% of the fiscal year has elapsed

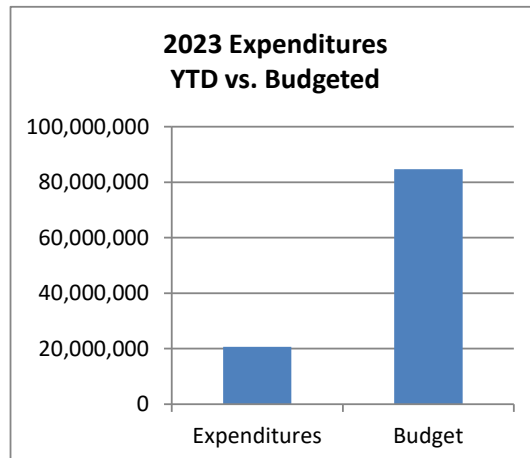
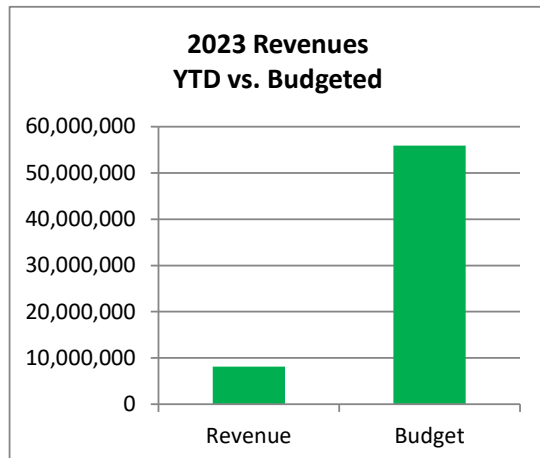


Town of Johnstown, Colorado
Statement of Revenues, Expenditures, and Changes in
Fund Balances - Sewer Fund
Period Ending September 30, 2023
Unaudited

Sewer Fund	2023 Actuals September	2023 Adopted Budget	%
			Complete
Beginning Cash Balance	42,699,361	42,699,361	
Revenues:			
Charges for Services	<u>2,519,053</u>	<u>3,181,500</u>	79.2%
Total Operating Revenues	<u>2,519,053</u>	<u>3,181,500</u>	79.2%
Expenses:			
Administration	158,227	227,750	69.5%
Operations	1,518,665	2,087,960	72.7%
Capital Outlay	17,602,625	78,381,000	22.5%
Depreciation	393,570	1,200,000	32.8%
Debt Service	976,575	2,764,000	35.3%
	-	-	
Total Operating Expenses	<u>20,649,661</u>	<u>84,660,710</u>	24.4%
Operating Income (Loss)	<u>(18,130,609)</u>	<u>(81,479,210)</u>	
Non-Operating Revenues (Expenses)			
Capital Improvement Fees	3,844,090	3,218,560	119.4%
Misc. Revenues	46,709	18,900	247.1%
Interest Expense	2,298,425	100,000	2298.4%
Transfers In/(Out)	<u>(600,000)</u>	<u>49,400,000</u>	
Total Non-Operating Revenues (Expenses)	<u>5,589,223</u>	<u>52,737,460</u>	10.6%
Excess (Deficiency) of Revenues and Other Sources over Expenses	<u>(12,541,385)</u>	<u>(28,741,750)</u>	
Ending Cash Balance*	<u>30,157,976</u>	<u>13,957,611</u>	

* - Unaudited

75% of the fiscal year has elapsed

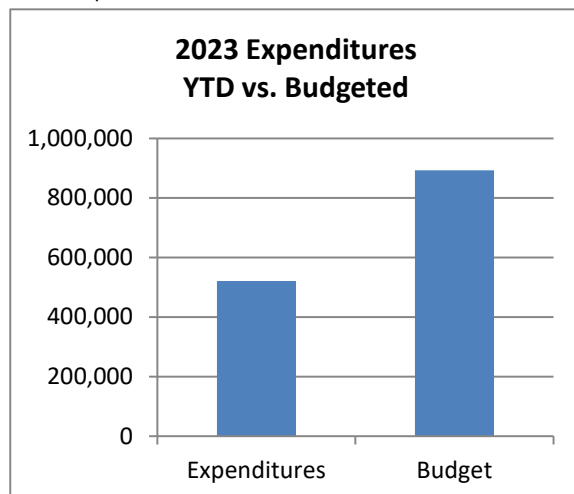
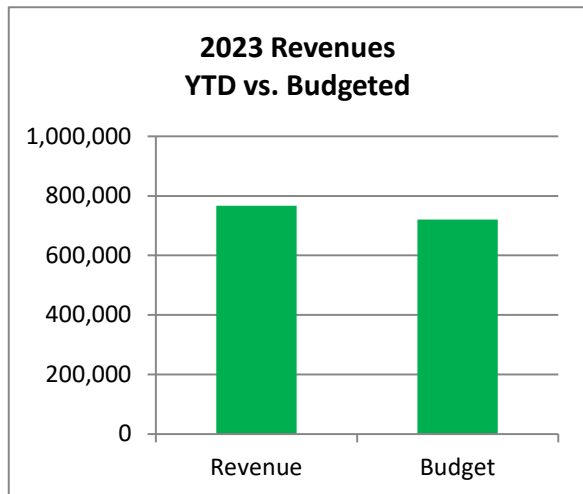


Town of Johnstown, Colorado
Statement of Revenues, Expenditures, and Changes in
Fund Balances - Drainage Fund
Period Ending September 30, 2023
Unaudited

Drainage Fund	2023 Actuals September	2023 Adopted Budget	%
			Complete
Beginning Cash Balance	3,977,376	3,977,376	
Revenues:			
Charges for Services	<u>395,331</u>	<u>500,000</u>	79.1%
Total Operating Revenues	<u>395,331</u>	<u>500,000</u>	79.1%
Expenses:			
Administration	94,004	150,400	62.5%
Operations	176,754	493,025	35.9%
Capital Improvements	-	-	
Transfer Out	<u>250,000</u>	<u>250,000</u>	100.0%
Total Operating Expenses	<u>520,758</u>	<u>893,425</u>	58.3%
Operating Income (Loss)	<u>(125,426)</u>	<u>(393,425)</u>	
<u>Non-Operating Revenues (Expenses)</u>			
Capital Revenues	293,865	220,000	133.6%
Misc. Revenues	-	-	
Interest Expense	<u>77,444</u>	<u>1,000</u>	7744.4%
Total Non-Operating Revenues (Expenses)	<u>371,309</u>	<u>221,000</u>	168.0%
Excess (Deficiency) of Revenues and Other Sources over Expenses	<u>245,882</u>	<u>(172,425)</u>	
Ending Cash Balance*	<u>4,223,258</u>	<u>3,804,951</u>	

* - Unaudited

75% of the fiscal year has elapsed

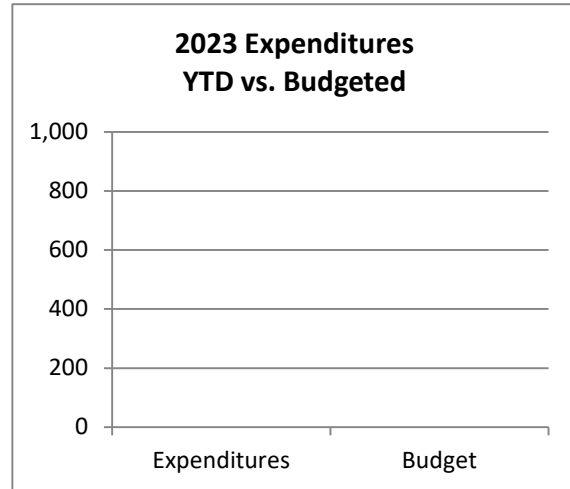
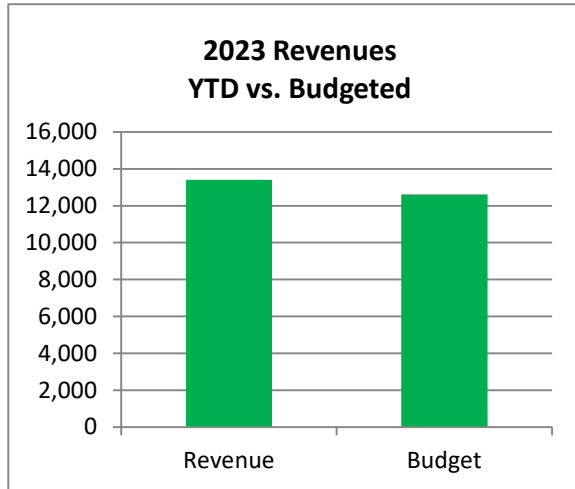


Town of Johnstown, Colorado
Statement of Revenues, Expenditures, and Changes in
Fund Balances - Cemetery Perpetual Fund
Period Ending September 30, 2023
Unaudited

Cemetery Perpetual Fund	2023 Actuals September	2023 Adopted Budget	%
			Complete
Beginning Fund Balance	168,889	168,889	
Revenues:			
Miscellaneous Revenue	8,865	12,560	70.6%
Earnings on Investment	4,538	60	7563.3%
Total Operating Revenues	13,403	12,620	106.2%
Expenditures:			
Operations & Maintenance	-	-	
Capital Outlay	-	-	
Transfers Out	-	-	
Total Expenditures	-	-	
Excess (Deficiency) of Revenues and Other Sources over Expenditures	13,403	12,620	
Ending Fund Balance*	182,292	181,509	

* - Unaudited

75% of the fiscal year has elapsed

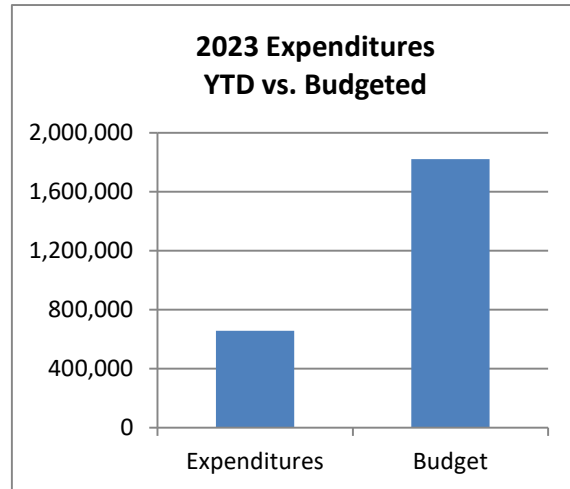
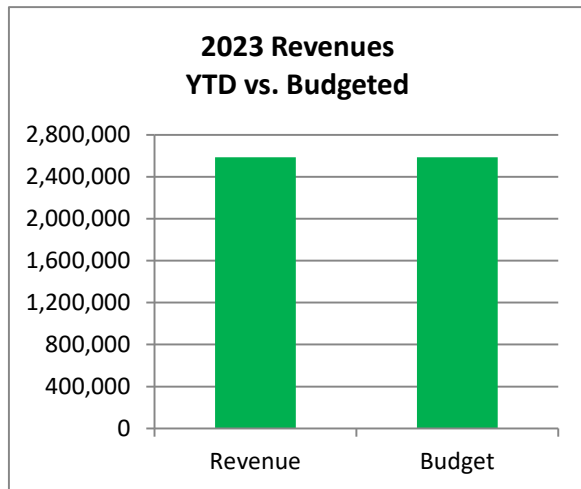


Town of Johnstown, Colorado
Statement of Revenues, Expenditures, and Changes in
Fund Balances - Library Fund
Period Ending September 30, 2023
Unaudited

Library Fund	2023 Actuals September	2023 Adopted Budget	%
			Complete
Beginning Fund Balance	8,539,939	8,539,939	
Revenues:			
Intergovernmental	827,145	819,186	101.0%
Miscellaneous Revenue	13,458	11,000	122.3%
Capital Investment Fees	666,197	439,410	151.6%
Interest	253,995	75,000	338.7%
<i>Transfers In</i>	824,399	1,243,246	66.3%
Total Operating Revenues	<u>2,585,195</u>	<u>2,587,842</u>	99.9%
Expenditures:			
Operations	657,349	1,821,000	36.1%
Capital Outlay	-	-	
Total Expenditures	<u>657,349</u>	<u>1,821,000</u>	36.1%
Excess (Deficiency) of Revenues and Other Sources over Expenditures	<u>1,927,846</u>	<u>766,842</u>	
Ending Fund Balance*	<u>10,467,785</u>	<u>9,306,781</u>	

* - Unaudited

75% of the fiscal year has elapsed



Town of Johnstown, Colorado
Statement of Revenues, Expenditures, and Changes in
Fund Balances - Recreation Center Fund
Period Ending September 30, 2023
Unaudited

Recreation Center Fund	2023 Actuals September	2023 Adopted Budget	% Complete
Beginning Fund Balance	422,738	422,738	
<u>Revenues:</u>			
State Grants	-	0	
Transfers In	77,262	77,262	100.0%
Earnings on Investment	-	-	
Total Operating Revenues	<u>77,262</u>	<u>77,262</u>	
<u>Expenditures:</u>			
Operations & Maintenance	394,786	500,000	79.0%
Capital Outlay	-	-	
Total Expenditures	<u>394,786</u>	<u>500,000</u>	79.0%
Excess (Deficiency) of Revenues and Other Sources over Expenditures	<u>(317,524)</u>	<u>(422,738)</u>	
Ending Fund Balance*	<u><u>105,215</u></u>	<u><u>0</u></u>	

* - Unaudited

75% of the fiscal year has elapsed

