



UPSTATECOLORADO
ECONOMIC DEVELOPMENT

2022

WELD COUNTY, COLORADO
Economic and Demographic Profile



At a Glance

4,016 Square Miles	32 Communities (Total)	340,018 Population (Total)	165,660 Labor Force	5.7% Unemployment Rate	34.6 Median Age
\$52,054 2020 Per Capita Income	\$74,332 Household Income	87% High School Diploma+	\$55,432 Annual Average Wage	\$12.7 B GRP (Total)	Greeley County Seat

Weld County Population: 340,018

Population Over Time	Number
2021	340,018
2011	258,702
2010 to 2020 % Change	31.4%
Components of Change 2021	
Net Migration	6,668
Natural (Births – Deaths)	2,266

Source: Colorado State Demography Office

2020 Population by Age	
0-14 years	21.9%
15-29 years	20.9%
30-44 years	21.5%
45-59 years	17.9%
60-74 years	13.2%
75+ years	4.6%
Median Age: 34.6	

Source: U.S. Census Bureau, Population Estimates Program

2020 Population by Race & Ethnicity	
Not Hispanic or Latino	70.1%
White Alone	62.6%
Black Alone	1.3%
American Indian & Alaska Native Alone	0.4%
Asian Alone	1.7%
Native Hawaiian/Other Pacific Island Alone	0.1%
Hispanic or Latino (Any Race)	29.9%

Source: U.S. Census Bureau, Population Estimates Program

Note: Percentage may not add due to rounding

2020 Educational Attainment	
HS Diploma +	87.4%
Bachelor's Degree +	27.6%

Source: U.S. Census Bureau, American Community Survey

2020 Per Capita Personal and Household Income	
PC Personal Income	\$52,054
Median HH Income	\$74,332

Source: U.S. Census Bureau, American Community Survey

2020 Population, Households & 2022 Sales Tax Rate by Municipality			
	Population	Households	Sales Tax
Weld County	331,184	121,007	N/A
Ault	1,920	757	3%
Berthoud (MCP)	265	72	4%
Brighton (MCP)	364	129	3.75%
Dacono	6,340	2,174	3%
Eaton	5,844	2,165	3%
Erie (MCP)	17,614	6,147	3.5%
Evans	22,204	8,068	4.5%
Firestone	16,660	5,719	3.6%
Fort Lupton	7,974	2,743	4%
Frederick	14,695	5,014	3.5%
Garden City	254	126	3%
Gilcrest	1,027	348	4%
Greeley	109,084	40,803	4.11%
Grover	157	85	0%
Hudson	1,651	612	4%
Johnstown (MCP)	12,542	4,312	3.5%
Keenesburg	1,250	515	3%
Kersey	1,498	554	3.6%
La Salle	2,355	841	3.5%
Lochbuie (MCP)	8,188	2,600	4%
Longmont (MCP)	1,296	665	3.53%
Mead	4,776	1,588	3%
Milliken	8,493	2,877	2.5%
Northglenn (MCP)	25	8	4%
Nunn	503	205	2%
Pierce	1,095	426	2%
Platteville	2,950	1,034	3%
Raymer	110	48	0%
Severance	8,032	2,689	3%
Windsor (MCP)	25,472	9,975	3.95%
Unincorporated Area	46,538	17,705	0%

Source: Colorado State Demography Office

Note: MCP indicates multi-county place. Figures reported are the portions of total population/households in Weld County. The City of Thornton and Town of Timnath are additional Weld County communities.

Climate

The area offers a dry, sunny climate with low humidity and four seasons.

	Weld	US
Rainfall (inches)	14.8	38.1
Snowfall (inches)	39.5	27.8
Precipitation Days	76.6	106.2
Sunny Days	244	205
Elevation (feet)	4,675	2,443

	Weld	US
Avg. Temp July High	90.2	85.8
Avg. Temp Jan Low	14.7	21.7
Comfort Index (higher = better)	7.2	7
UV Index	5.2	4.3

Source: Spierling's Best Places

Location and Transportation

HIGHWAY ACCESS

North/South: I-25, State Hwy 85, Weld County Pkwy 49
East/West: I-76, State Hwy 34 & State Hwy 14

FREIGHT RAIL ACCESS

Class 1: Union Pacific (UP) & Burlington Northern Santa Fe (BNSF)

Short Line: The Great Western Railway of Colorado (GWR)

AIR ACCESS

Denver International Airport (DIA): Third-busiest airport in the US (30 minute commute from South Weld–hour from Central/West Weld)

Greeley/Weld County Airport: General Aviation
 (www.gxy.net)

Erie Municipal Airport: General Aviation
 (www.ericogov.com)

Northern Colorado Regional Airport: General Aviation
 (www.flynoco.com)



UTILITIES

Water and Sewer Providers

Water and **Sewer** services are provided by municipalities and districts. Rate Structures will vary by municipality and district.

Central/West Weld

Major Electricity Providers

Xcel Energy
 » www.xcelenergy.com
 Poudre Valley REA
 » www.poudrevalleyrea.com

Major Gas Providers

Xcel Energy
 » www.xcelenergy.com
 Atmos Energy
 » www.atmosenergy.com

North/East Weld

Major Electricity Providers

Poudre Valley REA
 » www.poudrevalleyrea.com

South Weld

Major Electricity Providers

United Power, Inc.
 » www.unitedpower.com

Major Gas Providers

Black Hills Energy
 » www.blackhillsenergy.com

Unemployment Rates

Employed (Weld County): 156,182

Unemployed (Weld County): 9,478



Total Labor Force

Weld County: 165,660

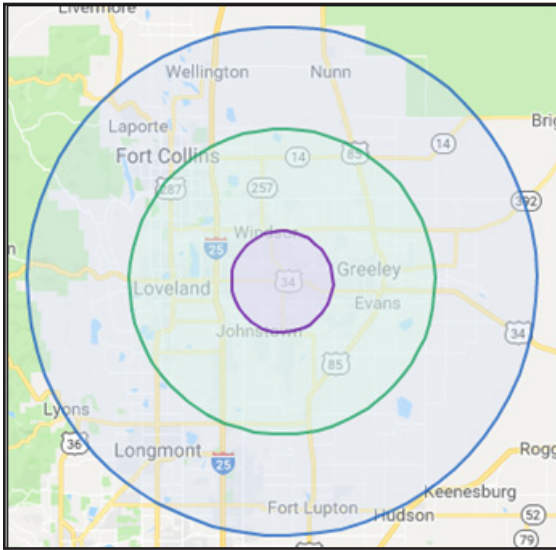
Colorado: 3,156,110

Source: U.S. Bureau of Labor Statistics 2021, Local Area Unemployment Statistics

Labor Sheds *Projections

North Weld Labor Shed

5-15-25 Mile Radius from Hwy 34 Business & Hwy 257

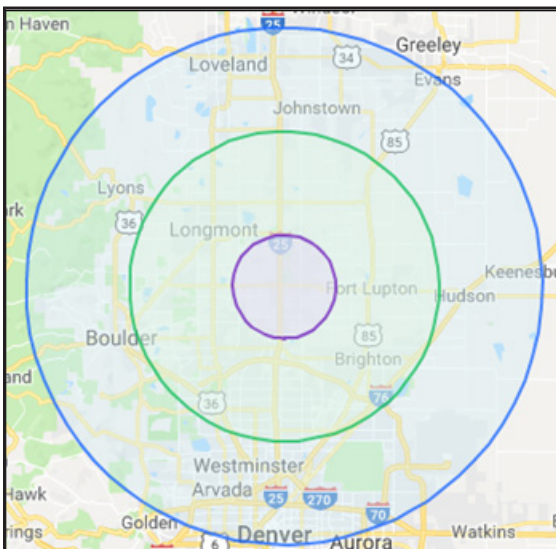


	2021 Estimate	2026 Estimate
5 Miles		
Total Population	41,646	48,894
Population 18+	74.4%	74.1%
Edu. Attain. 25+ Bachelor's	25.8%	N/A
15 Miles		
Total Population	445,764	490,392
Population 18+	76.5%	76.7%
Edu. Attain. 25+ Bachelor's	24.4%	N/A
25 Miles		
Total Population	756,705	828,150
Population 18+	77.3%	77.4%
Edu. Attain. 25+ Bachelor's	25.5%	N/A

Source: ESRI, 2021 Estimates

South Weld Labor Shed

5-15-25 Mile Radius from I-25 & Hwy 52



	2021 Estimate	2026 Estimate
5 Miles		
Total Population	42,374	50,247
Population 18+	72.9%	72.6%
Edu. Attain. 25+ Bachelor's	25.9%	N/A
15 Miles		
Total Population	672,447	731,174
Population 18+	75.3%	75.7%
Edu. Attain. 25+ Bachelor's	27.8%	N/A
25 Miles		
Total Population	1,875,931	2,030,649
Population 18+	77.0%	77.3%
Edu. Attain. 25+ Bachelor's	27.1%	N/A

Source: ESRI, 2021 Estimates

2021 Employment by Industry Sector with Average Annual Wage

	Establishments	Jobs	% Distribution	Average Annual Wage
Total, All Industries	8,363	124,728	100.00%	\$63,001
Agriculture, Forestry, Fishing & Hunting	229	7,151	5.73%	\$56,111
Mining	264	4,648	3.73%	\$113,221
Utilities	33	456	0.37%	\$147,450
Construction	1,157	13,144	10.54%	\$72,616
Manufacturing	356	13,837	11.09%	\$71,511
Wholesale Trade	526	4,369	3.50%	\$85,555
Retail Trade	666	11,563	9.27%	\$43,243
Transportation and Warehousing	421	4,480	3.59%	\$74,802
Information	107	625	0.50%	\$85,519
Finance and Insurance	384	3,403	2.73%	\$88,518
Real Estate and Rental and Leasing	404	1,917	1.54%	\$68,483
Professional and Technical Services	1,004	4,774	3.83%	\$81,839
Management of Companies and Enterprises	110	1,881	1.51%	\$158,522
Administrative and Waste Services	504	6,572	5.27%	\$49,513
Educational Services	93	1,282	1.03%	\$33,989
Health Care and Social Assistance	781	10,694	8.57%	\$60,445
Arts, Entertainment, and Recreation	101	1,283	1.03%	\$31,658
Accommodation and Food Services	485	8,148	6.53%	\$24,287
Other Services, Ex. Public Admin	585	6,519	5.23%	\$37,147
Government	154	17,982	14.42%	\$57,795

Source: Colorado Department of Labor and Employment, Labor Market Information, Quarterly Census Employment and Wages
 Note: Distribution based on rounded employment by industry estimates

Gross Regional Product (GRP) *Estimates

2021 Total Weld GRP: **\$12.7 Billion**

\$8.9 Billion

Earnings

\$3.2 Billion

Property Income

\$988 Million

Taxes on Production

\$14.1 Billion

Exports

\$21.5 Billion (61.6% of demand)

Imports

\$13.4 Billion (38.4% of demand)

Locally Produced/Consumed



Note: GRP measures final market value of goods/services produced.
 Source: Economic Modeling Specialists, Inc.

2021 Employment and Average Wage by Occupation (Highlights: Top Location Quotients in the County)			
	Jobs	Avg. Hourly Earnings	Location Quotient
Management Occupations	8,250	\$45.91	1.05
Business and Financial Operations Occupations	6,094	\$37.65	0.82
Computer and Mathematical Occupations	1,668	\$41.72	0.43
Architecture and Engineering Occupations	1,943	\$44.04	0.93
Life, Physical, and Social Science Occupations	1,130	\$35.97	0.95
Community and Social Service Occupations	2,108	\$26.72	0.95
Legal Occupations	455	\$48.69	0.41
Educational Instruction and Library Occupations	7,460	\$25.91	1.03
Arts, Design, Entertainment, Sports, and Media Occupations	1,868	\$27.02	0.81
Healthcare Practitioners and Technical Occupations	4,256	\$38.96	0.59
Healthcare Support Occupations	3,282	\$16.85	0.57
Protective Service Occupations	2,408	\$25.72	0.89
Food Preparation and Serving Related Occupations	8,225	\$14.03	0.92
Building and Grounds Cleaning and Maintenance Occupations	4,124	\$17.12	0.95
Personal Care and Service Occupations	3,295	\$16.46	0.95
Sales and Related Occupations	11,039	\$24.12	0.95
Office and Administrative Support Occupations	12,460	\$20.23	0.81
Farming, Fishing, and Forestry Occupations	3,395	\$15.95	3.60
Construction and Extraction Occupations	12,310	\$24.53	2.12
Installation, Maintenance, and Repair Occupations	5,887	\$26.75	1.21
Production Occupations	9,963	\$20.98	1.43
Transportation and Material Moving Occupations	12,691	\$22.57	1.20
Military-only occupations	424	\$18.81	0.55
Total	124,734	\$25.55	

Location Quotient quantifies how concentrated an occupation is compared to the nation. The higher the number the more concentrated – US=1.0; Source: Economic Modeling Specialists, Inc., 2021-2022 Estimates, 2022.1 Dataset

INDUSTRY CLUSTER SUMMARY

Industry clusters are defined as “geographic concentrations of interconnected companies, specialized suppliers, service providers, firms in related industries, and associated institutions”.

Candidates for Cluster Growth Strategy

These clusters represent the type of industries that will be most likely to respond to a coordinated, regional cluster-growth strategy.

- » Bioscience & Medical Devices
- » Distribution & E-Commerce
- » Fabrication & Production Technology Mfg.
- » Food Processing & Manufacturing
- » Information Technology
- » Plastics

Other Important Economic Drivers

These clusters are important industries that will continue to be part of regional communities' other economic development programming and activities.

- » Agricultural Production, Inputs & Services
- » Construction
- » Education & knowledge Creation
- » Energy
- » Hospitality & Tourism
- » Local Health Services

MAJOR EMPLOYERS

Largest Private, Non-Retail Employers (March 2022)				
Rank	Company	Product/Service	Location	FTE
1	JBS USA & Affiliates	Beef Processing, Corporate HQ, Trucking	Greeley/Weld	6,000
2	Banner Health: North CO Medical Center	Regional Hospital, Corporate Center, Clinics	Greeley/Weld	3,560
3	Vestas	Wind Turbine Blade & Nacelle Manufacturing	Brighton	2,710
4	UC Health	Healthcare	Greeley/Firestone	1,060
5	State Farm Insurance Companies	Insurance	Greeley	950
6	Colorado Premium Foods (K2D)	Beef & Pork Foods Manufacturing	Greeley	550
7	Leprino Foods	Cheese & Dairy Foods Manufacturing	Greeley	540
8	McLane Company	Food Distribution	Longmont	460
9	J.M. Smucker Company	Prepared Food Manufacturing	Longmont	450
10	Carestream Health	Medical & Dental Imaging	Windsor	450

Largest Non-Retail Employers (2020/2021)				
Rank	Company	Product/Service	Location	FTE
1	Greeley/Evans School District 6	Public School District	Greeley/Evans	2,276
2	Weld County	Government	Greeley	1,768
3	University of Northern Colorado	Public Four-Year University	Greeley/Weld	1,532
4	City of Greeley	Government	Greeley	905
5	Aims Community College	Public Community College	Weld County	817

Source: Metro Denver Source: Major Employers by County - 06/2021, Upstate Colorado Economic Development - 03/2022



K-12 EDUCATION

Weld County is served by 13 public school districts which includes numerous charter schools. There are also ten private school education opportunities throughout Weld County.

2020/2021 Total Enrollment: **57,958**

Weld PK-12 Public Education Statistics			
	Year	Weld Stats	CO Stats
Weld Enrollment	2021-2022	57,958	886,517
Number of Schools	2021-2022	105	1,928
Classroom Teacher FTE	2020-2021	3,217	53,144
Pupil/Teacher Ratio	2020-2021	17.3	16.1
Dropout Rate (High School)	2020-2021	1.3%	1.8%
Completer Rate	2020-2021	93.9%	83.2%
Graduation Rate	2020-2021	92.3%	81.7%
Colorado SAT Composite Score	2021	967	1011

Source: Colorado Department of Education
 Note: Includes Weld Schools in RE1J District

Weld Public School Districts Enrollment

Gilcrest/Platteville RE-1	1,892
St. Vrain Valley RE-1J	12,302
Eaton RE-2	1,994
Keenesburg RE-3J	2,693
Windsor RE-4	8,104
Johnstown/Milliken RE5J	3,783
Greeley/Evans RE-6	22,170
Platte Valley (Kersey) RE-7	1,078
Fort Lupton RE-8	2,482
Ault-Highland RE-9	1,013
Briggsdale RE-10	186
Prairie RE-11	191
Pawnee RE-12	70

Source: Colorado Department of Education, 2021-2022

HIGHER EDUCATION

Public Higher Education Facilities in N. Colorado & Metro Denver	
Four Year Public Colleges/Universities	Fall 2021 Enrollment
Colorado School of Mines–Golden	7,172
Colorado State University–Fort Collins	32,908
Metropolitan State University–Denver	17,566
University of Colorado–Boulder	36,289
University of Colorado–Denver	14,884
University of Northern Colorado–Greeley	10,348
2020 Weld/Larimer Top Education Program Completions	
Program	Number
Business, Management, Marketing & Related	1,538
Health Professions	1,291
Biology/Biological Science	1,110
Education	1,029
Engineering	864
Social Sciences	676
Parks, Recreation and Fitness Studies	598
Psychology	593
Agricultural/Animal/Plant/Veterinary Science And Related Fields	558
Visual and Performing Arts	517

Public Higher Education Facilities in N. Colorado: Individual Schools
 2020 Weld/Larimer Top Education Program Completions Source: Economic Modeling Specialists, Inc



Fall 2020 Enrollment: 11,460
 Fall 2021 Enrollment: 10,348

UNC is a comprehensive baccalaureate and public doctoral research university with six colleges. Top 5 Undergraduate Degrees Awarded: Interdisciplinary Studies (includes Elementary Ed); Business Administration; Nursing; Sport and Exercise Science and Psychology. Top 5 Graduate Degrees Awarded: Education; Special Education; Sport and Exercise Science; Speech Language Pathology and Music.

For more info see www.unco.edu.



2019/2020 Enrollment: 9,234
 2020/2021 Enrollment: 8,397

With three Weld campus locations, Aims offers 200 degree and certificate programs. Two-Year Degrees Awarded - Associate of Arts, Associate of Science, Associate of General Studies, Associate of Applied Science plus numerous Career and Technical Education Certificates.

COMMERCIAL AND INDUSTRIAL REAL ESTATE

Commercial/industrial real estate opportunities can be found throughout Weld County to meet virtually any business need from an existing building to developed sites for construction. Real estate prices will vary widely depending upon the level of development and location within the County.

Q4 2021 Weld County Commercial Real Estate Market Conditions				
Type	Existing Space ¹	Vacant Space ¹	Overall Vacancy Rate	Average Lease Rate ²
Office	5.8	0.4	7.3%	\$21.49
Industrial	26.9	1.2	4.8%	\$11.29
Retail	11.8	0.4	3.9%	\$18.46

Source: CoStar Realty Group (¹Building space is listed in Millions of Square Feet; ²Office lease rates are per square foot)

TAXES

SALES & USE TAX

Weld County DOES NOT assess a county-wide sales/use tax. Communities through the county charge sales/use tax rates ranging from 2%-4.11%. Colorado has a 2.9% sales/use tax rate.

RESIDENTIAL PROPERTY TAX

Residential property is assessed at 7.15% of the actual value and is exempt from personal property taxation.

REAL & PERSONAL PROPERTY TAX

Industrial/commercial property (building, land and equipment) is assessed for property tax purposes at 29% of actual value (based on a variety of factors). The mill levy assigned to each property location includes the taxing jurisdictions serving that location and represents the number of dollars, or property taxes, levied for each \$1,000 of assessed value.

STATE INCOME TAX – CORPORATE & PERSONAL

The personal and corporate Colorado income tax rates are a flat 4.55% of federal taxable income. Local governments DO NOT assess income taxes. Inventories, Goods in Transit and Intangibles are not taxed in Colorado and there is no Franchise Tax. Colorado has established Enterprise Zones (EZ) that offer state income tax credits. Select Weld locations/communities have EZ designation. Companies that locate or expand within the physical boundaries of an EZ are eligible to earn a variety of state income tax credits based on their specific activities primarily in equipment investment, job creation/training, research and development activities, etc. Earned credits are applied to the company's Colorado income tax liability.

Source: Weld County Government, Colorado Division of Property Taxation, Colorado Department of Revenue

Real & Business Personal Property & Colorado Income Taxes	
Tax Type	Tax Rate
Commercial Property Tax	29.0%
Residential Property Tax	7.15%
Corporate Income Tax	4.55%
Personal Income Tax	4.55%

Source: Metro Denver Stats

Highlighted Industrial Sites		
Name	Acres	Location
Access 25 Logistics Park	300	Mead
Airport Business Park	60	Greeley
Diamond Valley Industrial Park	91	Windsor
Eagle Business Park	133	Frederick
Eaton Industrial Rail Park	161	Eaton
Great Western Industrial Park	500	Windsor
Highpointe Business Center	136	Greeley
Hudson Logistics Center	374	Hudson
Iron Horse Park	165	Johnstown
MountainTRAX Industrial Rail Park	228	Evans
Northland Industrial Park	55	Fort Lupton
Promontory Business Park	200	Greeley
Weld County Industrial Park	100	Weld

COST OF LIVING

Colorado **111.1**
Weld **104.1**

The Cost of Living Indices (COLI) are based on a U.S. average of 100.0. Below 100 is cheaper than the U.S. average and above is more expensive. Below are Cost of Living Indices for Central/Northern Counties in Colorado.

Adams County	104.1
Arapahoe County	112.2
Boulder County	117.4
Broomfield County	122.3
Denver County	125.2
Douglas County	117.3
Jefferson County	114.1
Larimer County	108.3

Source: Economic Modeling Specialists, Inc. Q1-2022

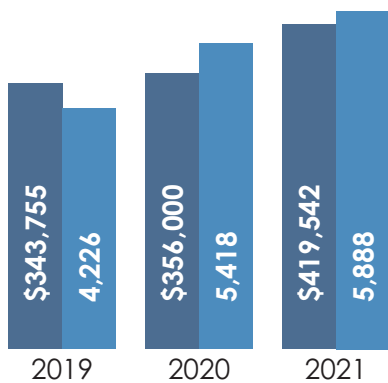


SINGLE FAMILY HOME PRICES

■ Homes Sold ■ Median Home Prices

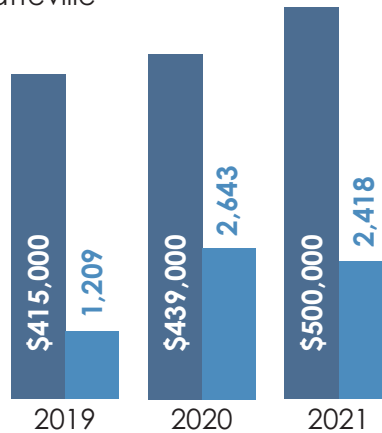
Central/West Weld

Ault, Eaton, Evans, Greeley, Gilcrest, LaSalle, Johnstown, Kersey, Milliken, Pierce, Severance, Windsor



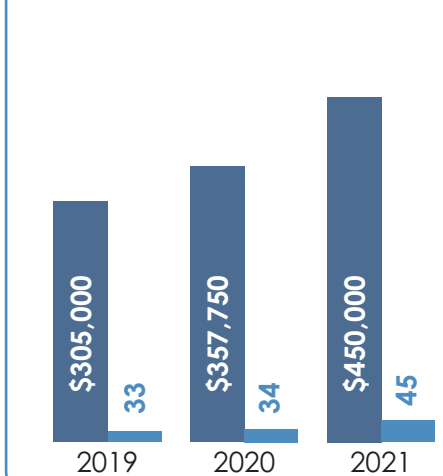
South Weld

Dacono, Erie, Firestone, Fort Lupton, Frederick, Hudson, Keenesburg, Platteville



East/North Weld

Grover, New Raymer, Nunn



Source: Sears Real Estate

CULTURAL AND RECREATIONAL AMENITIES

Weld County offers a rich and diverse selection of cultural and recreational opportunities including numerous golf courses, a multitude of parks, miles of paved bike/ pedestrian paths, the Pawnee National Grasslands and numerous annual events including:

- » The Greeley Stampede
- » Colorado Farm Show
- » Greeley Blues Jam
- » UNC/Greeley Jazz Festival
- » Weld County Fair
- » Windsor Harvest Festival
- » Numerous Community Summer Celebrations



The 1,600 seat Greeley Union Colony Civic Center provides even more entertainment options along with UNC Bears Division I Athletics. A Weld location also offers easy access to multiple world class ski areas, camping, fishing, hunting, snow sports, hiking and all the Rocky Mountains have to offer. Weld County is Colorado after all!

For more information visit websites of our 32 communities and the following Weld County web site:

www.discoverweld.com



Who We Are

Upstate Colorado Economic Development is a nonprofit, county-wide economic development corporation formed as a partnership between government, business, and education throughout Weld County, Colorado. We're governed by a Board of Directors reflective of our three-way partnership and receive financial support from each of the partner sectors.

Our Vision

We envision a region with a healthy and sustainable economy that creates wealth, preserves the quality of life and improves the standard of living for area residents. Our mission focuses on facilitating and attracting investment, new job opportunities, stimulating income growth and expanding the local community tax base.

Our Clients

Upstate efforts are focused on the support of primary sector employers - those companies who derive the majority of their revenue from the sale of products or services outside the region. These revenues represent new money to the community through job creation. We develop business leads through on-going contact with national site consultants. We also receive leads from state/metro partners and through direct contact with companies, realtors, etc. Business opportunities are jointly worked with community partners and managed by Upstate, who provides the following services to:

- » **Existing employers** already located in our community we facilitate access to the local, county and state resources that will help them become more competitive, expand their revenues and create/retain jobs.
- » **New/recently located employers** needing significant support to ensure a strong start and sustained success.
- » **Prospective employers** who may be interested in expanding or moving operations into the region.

MARKET

The region's competitive advantages to promote business attraction/retention

CONNECT

Public and private partners to improve capacity for business job growth and investment

FACILITATE

Private business job growth and investment by providing key information and support services

ADVOCATE

On behalf of our customers and clients



CONTACT US

For additional information on any of the information listed in this document please contact the Upstate Colorado Economic Development office at **970-356-4565** or **upstate@upstatecolorado.org**.

Business Assistance

Weld County and its communities are pro-growth, prepared to handle company needs and will do what can reasonably be done to support primary sector companies looking to locate or expand.

Key Business Assistance/Incentives:

- » Comprehensive Site Selection Services
- » Confidential Building/Land Searches
- » Weld County Demographic/Economic and Workforce Data
- » Financial Resource Identification/Assistance Through Two Loan Programs
- » Government Advocacy
- » County, State, and Municipal Incentive Identification/Packaging Including:
 - » Municipal Development Fee/Tax Incentives
 - » Partial Personal Property Tax Rebates
 - » Enterprise Zone State Income Tax Credits
 - » Colorado First Customized Training Grants
 - » Colorado Job Growth Incentive Tax Credits

For detailed assistance information contact Upstate Colorado Economic Development, a non-profit economic development agency, that serves as a single confidential source of information about the Weld County and Northern Colorado region.

Our Key Assistance Tools

Economic/Demographic Data Repository

Upstate maintains an information rich website that includes economic and demographic data on Weld County and each of the 32 Weld communities in Northern Colorado. Major employers, recent rankings and development highlights are also maintained.

Industrial/Commercial Real Estate Data Base

A searchable industrial/commercial real estate data base is housed on the Upstate website to showcase the many property opportunities throughout Weld County and our 32 communities.

Weld Works Labor Team

Joining with workforce development partners at Aims Community College and Weld Employment Services, Upstate convenes the Weld WORKS Labor Team to provide technical assistance for various workforce programs.

Enterprise Zone (EZ) State Income Tax Credits

Upstate administers the Weld County portion of the state Enterprise Zone (EZ) which provides pre-certified companies a variety of state income tax credits primarily in equipment investment, job creation/training, R&D, etc. Contributions to approved non-profit projects improving conditions within the EZ boundaries also earn EZ state income tax credits.

Business Financing

Upstate administers the Weld/Larimer Revolving Loan Fund and Greeley Community Development Fund. Both loan funds provide "gap" financing to companies that are expanding the Job base in Weld/Larimer Counties or the City of Greeley.

