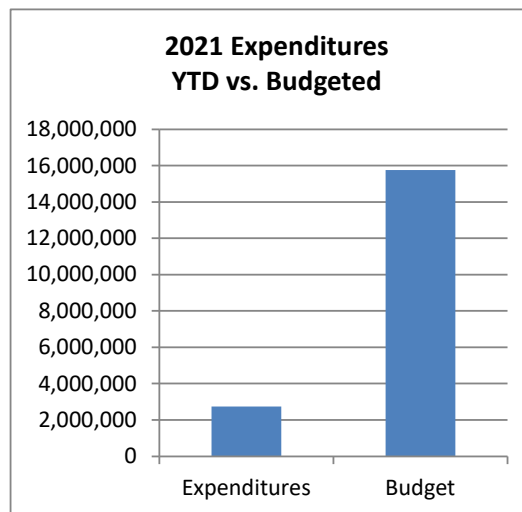
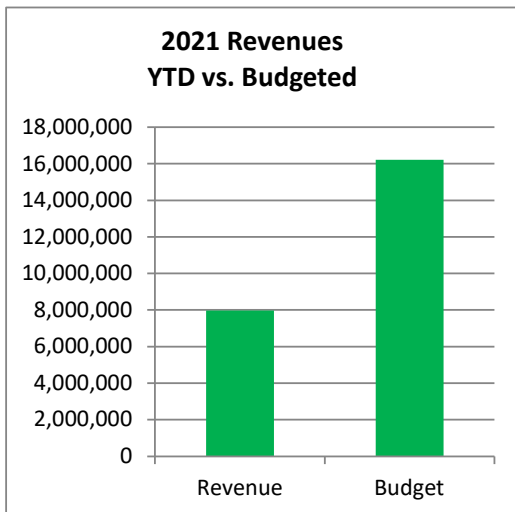


Town of Johnstown, Colorado  
Statement of Revenues, Expenditures, and Changes in  
Fund Balances - General Fund  
Period Ending Apr 30, 2021  
Unaudited

<b>General Fund</b>	2021 Actuals Apr	2021 Adopted Budget	%
			Complete
Beginning Fund Balance	54,680,888	54,680,888	
<b>Revenues:</b>			
Taxes & Fees	7,024,677	14,917,027	47.1%
Licenses & Permits	634,102	899,350	70.5%
Fines & Forfeitures	55,369	122,000	45.4%
Intergovernmental	7,178	40,000	17.9%
Earnings on Investment	37,348	112,000	33.3%
Miscellaneous Revenue	216,775	121,500	178.4%
<i>Transfers In</i>	-	-	
Total Operating Revenues	<u>7,975,448</u>	<u>16,211,877</u>	49.2%
<b>Expenditures:</b>			
Legislative	596,635	1,675,200	35.6%
Town Manager	117,928	968,280	12.2%
Town Clerk	110,843	413,885	26.8%
Finance	104,924	265,230	39.6%
Planning	199,202	641,740	31.0%
Building Inspections	66,882	259,350	25.8%
Police	1,037,104	3,765,193	27.5%
Public Works	62,835	214,375	29.3%
Buildings	62,194	312,300	19.9%
<i>Transfers Out</i>	379,219	7,242,457	5.2%
Total Expenditures	<u>2,737,765</u>	<u>15,758,010</u>	17.4%
<b>Excess (Deficiency) of Revenues and Other Sources over Expenditures</b>	<u><b>5,237,684</b></u>	<u><b>453,867</b></u>	
Prior Period Adjustment			
<b>Ending Fund Balance*</b>	<u><b>59,918,571</b></u>	<u><b>55,134,755</b></u>	

\* - Unaudited

33% of the fiscal year has elapsed


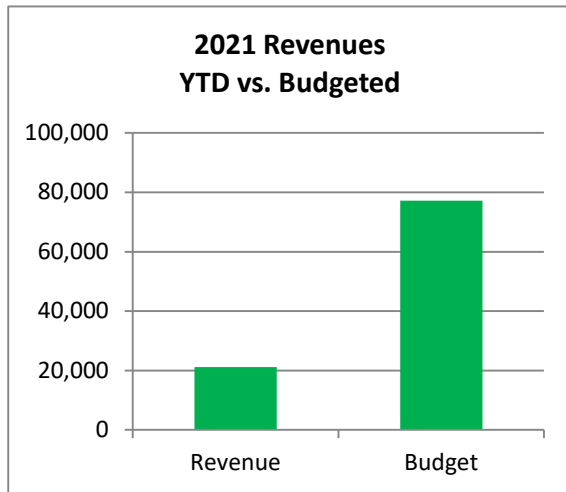


Town of Johnstown, Colorado  
Statement of Revenues, Expenditures, and Changes in  
Fund Balances - Conservation Trust Fund  
Period Ending April 30, 2021  
Unaudited

<b>Conservation Trust Fund</b>	2021 Actuals Apr	2021 Adopted Budget	%
			Complete
Beginning Fund Balance	28,950	28,950	
<b>Revenues:</b>			
Intergovernmental	21,219	77,100	27.5%
Earnings on Investment	10	100	10.4%
Total Operating Revenues	<u>21,229</u>	<u>77,200</u>	27.5%
<b>Expenditures:</b>			
Operations	-	-	
Capital Outlay	-	-	
Total Expenditures	<u>-</u>	<u>-</u>	
<b>Excess (Deficiency) of Revenues and Other Sources over Expenditures</b>	<u><b>21,229</b></u>	<u><b>77,200</b></u>	
<b>Ending Fund Balance*</b>	<u><b>50,180</b></u>	<u><b>106,150</b></u>	

\* - Unaudited

33% of the fiscal year has elapsed

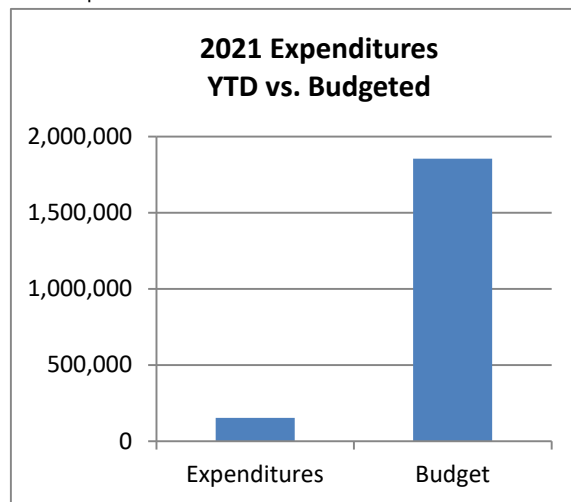
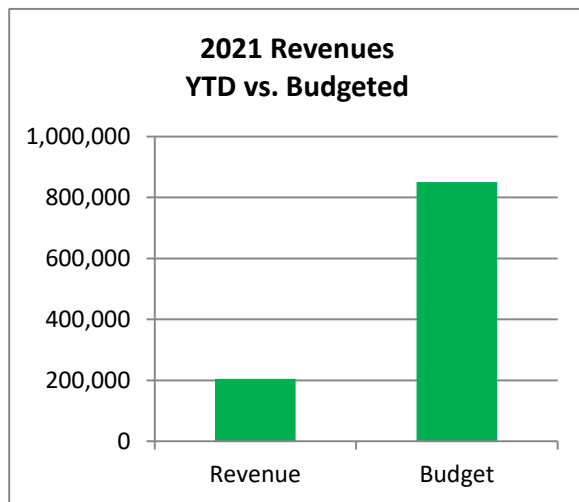


Town of Johnstown, Colorado  
Statement of Revenues, Expenditures, and Changes in  
Fund Balances - Parks and Open Space Fund  
Period Ending April 30, 2021  
Unaudited

<b>Parks and Open Space Fund</b>	2021 Actuals Apr	2021 Adopted Budget	%
			Complete
Beginning Fund Balance	6,695,839	6,695,839	
<b><u>Revenues:</u></b>			
Taxes & Fees	193,446	401,910	48.1%
Miscellaneous Revenue	11,280	207,000	5.4%
<i>Transfers In</i>	0	220,000	0.0%
	<hr/>	<hr/>	
Total Operating Revenues	205,508	850,910	24.2%
<b><u>Expenditures:</u></b>			
Operations	104,373	614,410	17.0%
Capital Outlay	48,988	1,240,000	4.0%
<i>Transfers Out</i>	-	-	
	<hr/>	<hr/>	
Total Expenditures	153,361	1,854,410	8.3%
<b>Excess (Deficiency) of Revenues and Other Sources over Expenditures</b>			
	<hr/>	<hr/>	
	52,147	(1,003,500)	
<b>Ending Fund Balance*</b>			
	<hr/>	<hr/>	
	6,747,986	5,692,339	

\* - Unaudited

33% of the fiscal year has elapsed

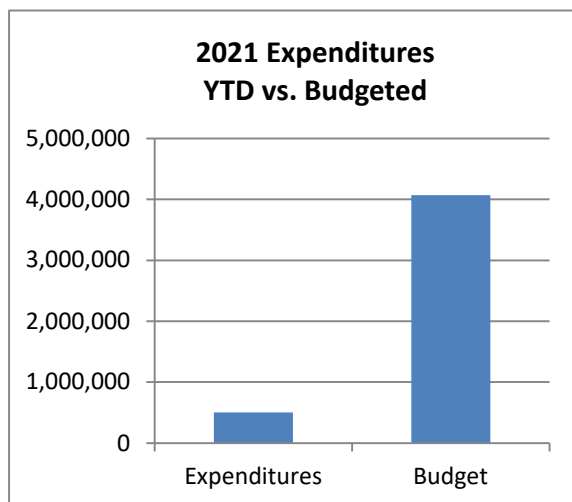
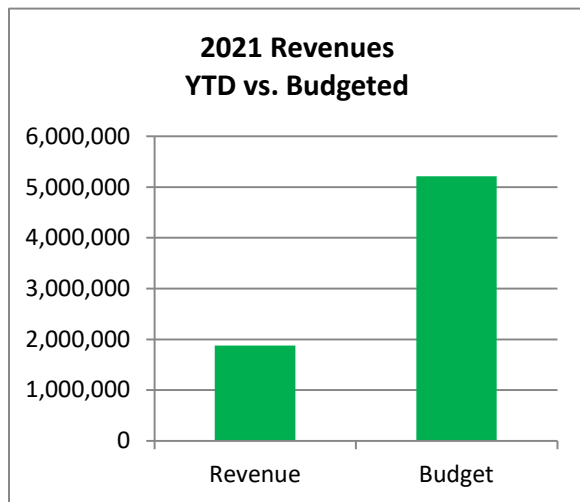


Town of Johnstown, Colorado  
Statement of Revenues, Expenditures, and Changes in  
Fund Balances - Street and Alley Fund  
Period Ending April 30, 2021  
Unaudited

<b>Street and Alley Fund</b>	2021 Actuals Apr	2021 Adopted Budget	%
			Complete
Beginning Fund Balance	8,763,548	8,763,548	
<b>Revenues:</b>			
Taxes & Fees	1,080,263	2,838,400	38.1%
Intergovernmental	48,294	1,207,666	4.0%
Charges for Services	247,215	715,477	34.6%
Capital Investment Fees	400,115	420,550	95.1%
Earnings on Investment	33,294	28,000	118.9%
Miscellaneous Revenues	66,658	-	0.0%
<b>Total Operating Revenues</b>	<b>1,875,839</b>	<b>5,210,093</b>	<b>36.0%</b>
<b>Expenditures:</b>			
Operations & Maintenance	461,524	3,049,400	15.1%
Capital	43,844	1,019,000	4.3%
<b>Total Expenditures</b>	<b>505,368</b>	<b>4,068,400</b>	<b>12.4%</b>
<b>Excess (Deficiency) of Revenues and Other Sources over Expenditures</b>	<b>1,370,472</b>	<b>1,141,693</b>	
<b>Ending Fund Balance*</b>	<b>10,134,019</b>	<b>9,905,241</b>	

\* - Unaudited

33% of the fiscal year has elapsed

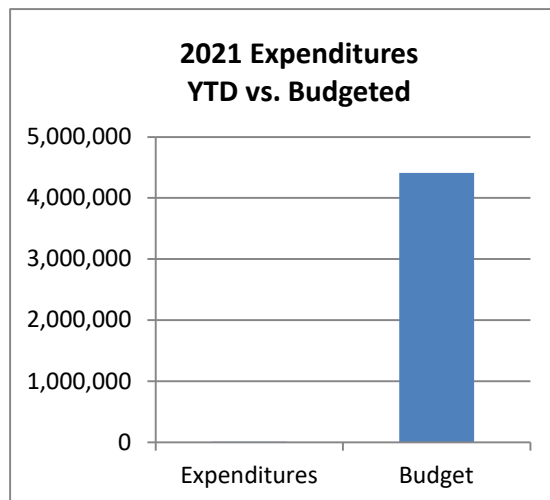
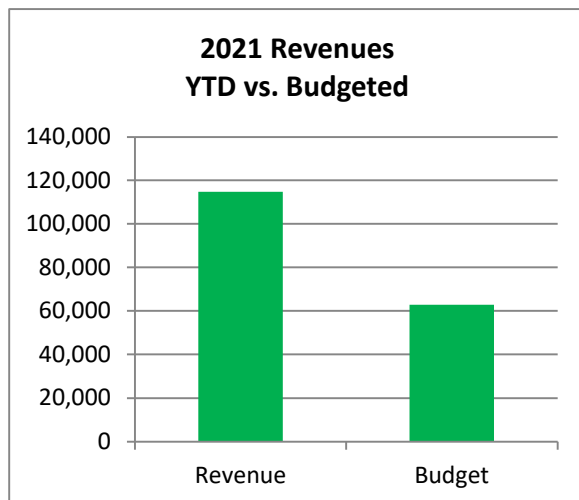


Town of Johnstown, Colorado  
Statement of Revenues, Expenditures, and Changes in  
Fund Balances - Capital Projects Fund  
Period Ending April 30, 2021  
Unaudited

<b>Capital Projects Fund</b>	2021 Actuals Apr	2021 Adopted Budget	%
			Complete
Beginning Fund Balance	13,119,524	13,119,524	
<b><u>Revenues:</u></b>			
Taxes and Fees	112,254	111,940	100.3%
Miscellaneous Revenue	-	-	
Interest	2,475	36,000	6.9%
<i>Transfers In</i>	-	(85,100)	
Total Operating Revenues	<u>114,729</u>	<u>62,840</u>	182.6%
<b><u>Expenditures:</u></b>			
Capital Outlay	10,304	4,410,200	0.0%
<i>Transfers Out</i>	-	-	0.0%
Total Expenditures	<u>10,304</u>	<u>4,410,200</u>	0.2%
<b>Excess (Deficiency) of Revenues and Other Sources over Expenditures</b>	<b><u>104,425</u></b>	<b><u>(4,347,360)</u></b>	
<b>Ending Fund Balance*</b>	<b><u><u>13,223,949</u></u></b>	<b><u><u>8,772,164</u></u></b>	

\* - Unaudited

33% of the fiscal year has elapsed

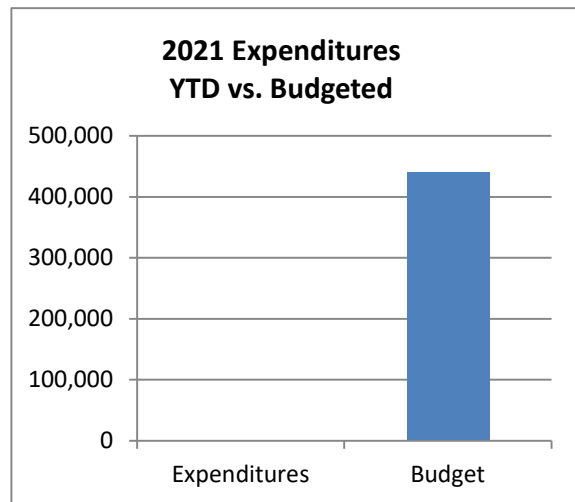
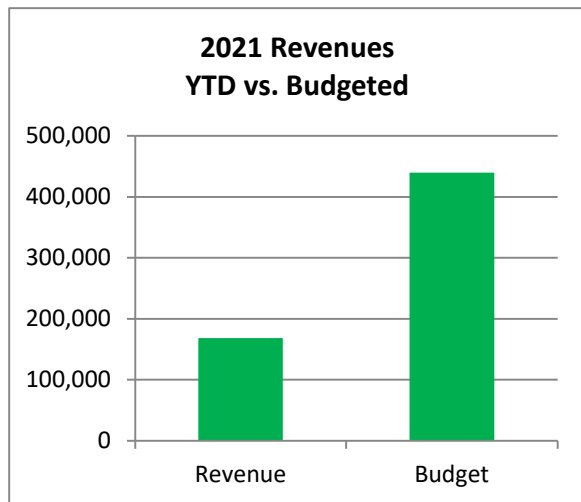


Town of Johnstown, Colorado  
Statement of Revenues, Expenditures, and Changes in  
Fund Balances - Tax Allocation Fund  
Period Ending April 30, 2021  
Unaudited

<b>Tax Allocation Fund</b>	2021 Actuals Apr	2021 Adopted Budget	%
			Complete
Beginning Fund Balance	0	0	
<b><u>Revenues:</u></b>			
Taxes & Fees	168,204	439,900	38.2%
Earnings on Investment	-	100	0.0%
	168,204	440,000	38.2%
<b>Total Operating Revenues</b>	<b>168,204</b>	<b>440,000</b>	<b>38.2%</b>
<b><u>Expenditures:</u></b>			
Miscellaneous	-	440,000	0.0%
	-	440,000	0.0%
<b>Total Expenditures</b>	<b>-</b>	<b>440,000</b>	<b>0.0%</b>
<b>Excess (Deficiency) of Revenues and Other Sources over Expenditures</b>	<b>168,204</b>	<b>-</b>	
<b>Ending Fund Balance*</b>	<b>168,204</b>	<b>-</b>	

\* - Unaudited

33% of the fiscal year has elapsed

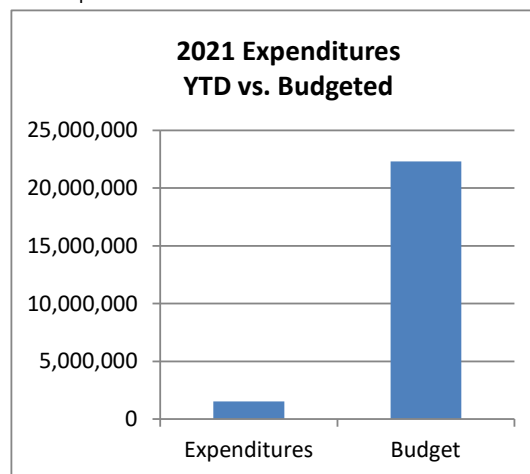
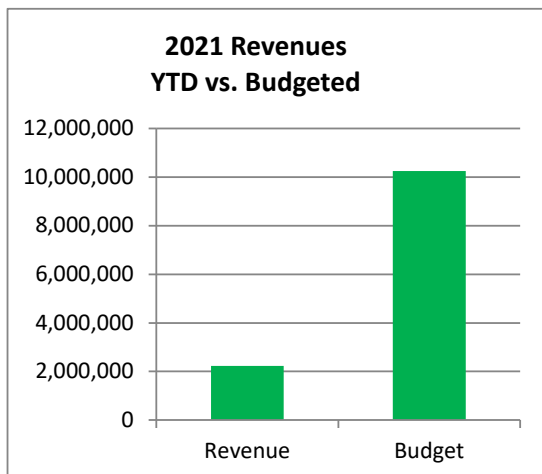


Town of Johnstown, Colorado  
Statement of Revenues, Expenditures, and Changes in  
Fund Balances - Water Fund  
Period Ending April 30, 2021  
Unaudited

<b>Water Fund</b>	2021 Actuals Apr	2021 Adopted Budget	%
			Complete
Beginning Cash Balance	21,261,828	21,261,828	
<b>Revenues:</b>			
Charges for Services	<u>1,049,993</u>	<u>2,902,500</u>	36.2%
Total Operating Revenues	<u>1,049,993</u>	<u>2,902,500</u>	36.2%
<b>Expenses:</b>			
Administration	53,213	685,300	7.8%
Operations	668,125	1,979,973	33.7%
Capital Outlay	682,372	19,235,000	3.5%
Depreciation	118,810	410,000	29.0%
Transfers Out	<u>-</u>	<u>-</u>	
Total Operating Expenses	<u>1,522,520</u>	<u>22,310,273</u>	6.8%
Operating Income (Loss)	<u>(472,527)</u>	<u>(19,407,773)</u>	
<b>Non-Operating Revenues (Expenses)</b>			
Tap Fees	604,954	965,550	62.7%
Capital Investment Fees	518,075	816,294	63.5%
Misc. Revenues	54,436	5,466,500	1.0%
Interest Expense	<u>3,612</u>	<u>95,000</u>	3.8%
Total Non-Operating Revenues (Expenses)	<u>1,181,076</u>	<u>7,343,344</u>	16.1%
<b>Excess (Deficiency) of Revenues and Other Sources over Expenses</b>	<u><b>708,549</b></u>	<u><b>(12,064,429)</b></u>	
<b>Ending Cash Balance*</b>	<u><b>21,970,377</b></u>	<u><b>9,197,399</b></u>	

\* - Unaudited

33% of the fiscal year has elapsed

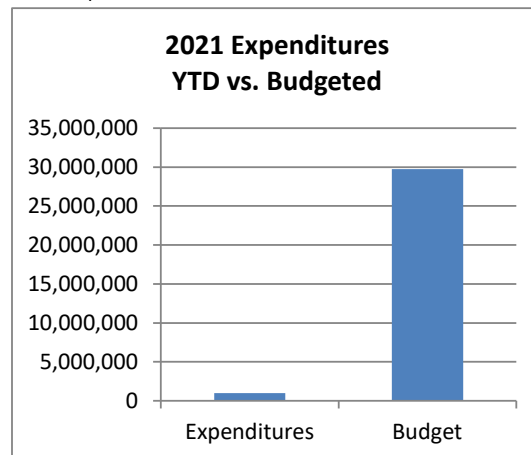
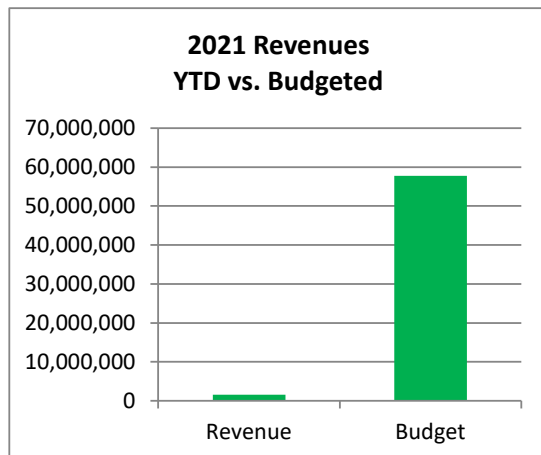


Town of Johnstown, Colorado  
Statement of Revenues, Expenditures, and Changes in  
Fund Balances - Sewer Fund  
Period Ending April 30, 2021  
Unaudited

Sewer Fund	2021 Actuals Apr	2021 Adopted Budget	%
			Complete
Beginning Cash Balance	8,978,178	8,978,178	
<b>Revenues:</b>			
Charges for Services	883,709	2,123,500	41.6%
Total Operating Revenues	883,709	2,123,500	41.6%
<b>Expenses:</b>			
Administration	50,895	307,200	16.6%
Operations	466,241	1,814,153	25.7%
Capital Outlay	396,686	25,386,600	1.6%
Depreciation	75,153	235,000	32.0%
Debt Service	-	1,998,069	0.0%
Total Operating Expenses	988,976	29,741,022	3.3%
Operating Income (Loss)	(105,267)	(27,617,522)	
<b>Non-Operating Revenues (Expenses)</b>			
Capital Improvement Fees	663,130	1,192,000	55.6%
Misc. Revenues	7,400	2,000	370.0%
Interest Expense	520	7,200	7.2%
Debt Proceeds	-	54,450,000	0.0%
Total Non-Operating Revenues (Expenses)	671,050	55,651,200	1.2%
<b>Excess (Deficiency) of Revenues and Other Sources over Expenses</b>	<b>565,784</b>	<b>28,033,678</b>	
<b>Ending Cash Balance*</b>	<b>9,543,962</b>	<b>37,011,856</b>	

\* - Unaudited

33% of the fiscal year has elapsed



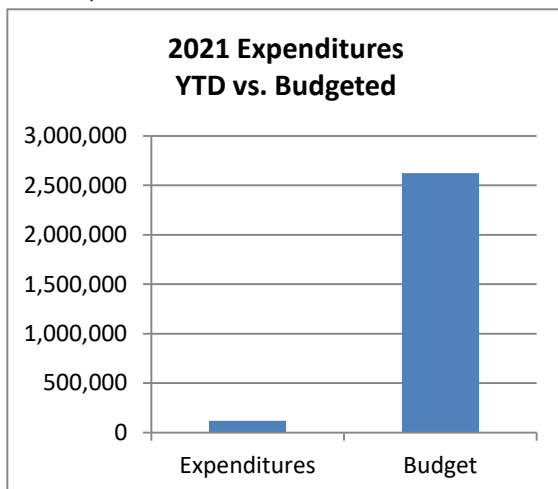
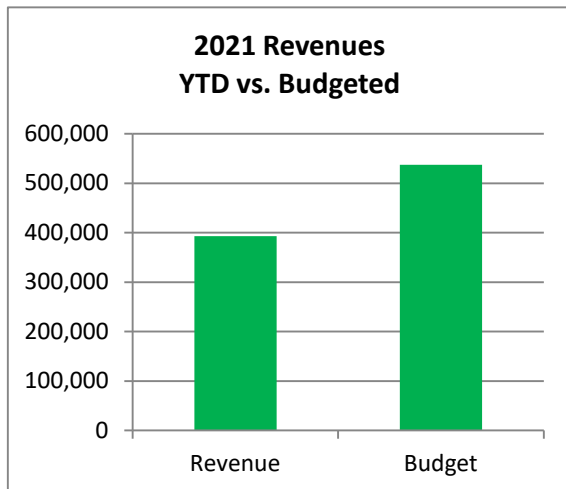


Town of Johnstown, Colorado  
Statement of Revenues, Expenditures, and Changes in  
Fund Balances - Drainage Fund  
Period Ending April 30, 2021  
Unaudited

<b>Drainage Fund</b>	2021 Actuals Apr	2021 Adopted Budget	%
			Complete
Beginning Cash Balance	3,310,003	3,310,003	
<b><u>Revenues:</u></b>			
Charges for Services	156,629	457,200	34.3%
Total Operating Revenues	<u>156,629</u>	<u>457,200</u>	34.3%
<b><u>Expenses:</u></b>			
Administration	34,735	144,250	24.1%
Operations	53,544	309,930	17.3%
Capital Improvements	31,933	2,168,750	1.5%
Transfer Out	-	-	
Total Operating Expenses	<u>120,213</u>	<u>2,622,930</u>	4.6%
Operating Income (Loss)	<u>36,416</u>	<u>(2,165,730)</u>	
<b><u>Non-Operating Revenues (Expenses)</u></b>			
Capital Revenues	235,905	75,000	314.5%
Misc. Revenues	-	-	
Interest Expense	512	5,400	9.5%
Total Non-Operating Revenues (Expenses)	<u>236,417</u>	<u>80,400</u>	294.1%
<b>Excess (Deficiency) of Revenues and Other Sources over Expenses</b>	<b><u>272,833</u></b>	<b><u>(2,085,330)</u></b>	
<b>Ending Cash Balance*</b>	<b><u>3,582,836</u></b>	<b><u>1,224,673</u></b>	

\* - Unaudited

33% of the fiscal year has elapsed

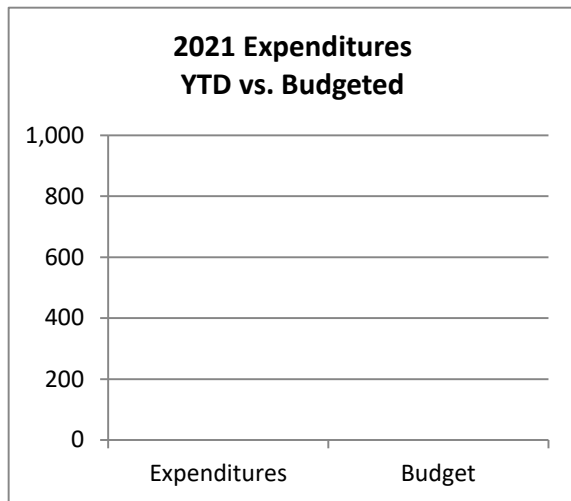
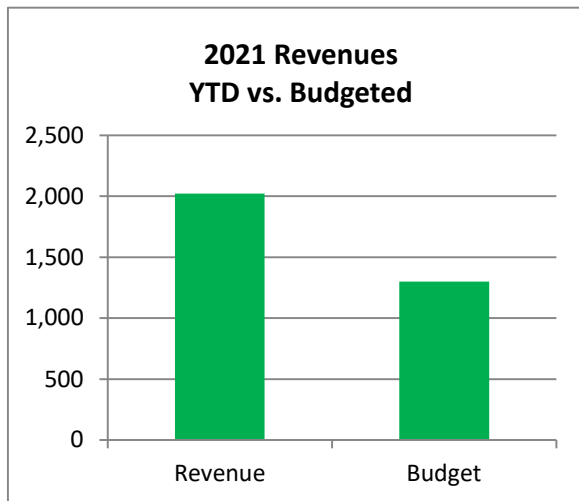


Town of Johnstown, Colorado  
Statement of Revenues, Expenditures, and Changes in  
Fund Balances - Cemetery Perpetual Fund  
Period Ending April 30, 2021  
Unaudited

Cemetery Perpetual Fund	2021 Actuals Apr	2021 Adopted Budget	%
			Complete
Beginning Fund Balance	147,661	147,661	
<b>Revenues:</b>			
Miscellaneous Revenue	1,991	900	221.2%
Earnings on Investment	31	400	7.7%
Total Operating Revenues	2,021	1,300	155.5%
<b>Expenditures:</b>			
Operations & Maintenance	-	-	
Capital Outlay	-	-	
Transfers Out	-	-	
Total Expenditures	-	-	
<b>Excess (Deficiency) of Revenues and Other Sources over Expenditures</b>	<b>2,021</b>	<b>1,300</b>	
<b>Ending Fund Balance*</b>	<b>149,682</b>	<b>148,961</b>	

\* - Unaudited

33% of the fiscal year has elapsed

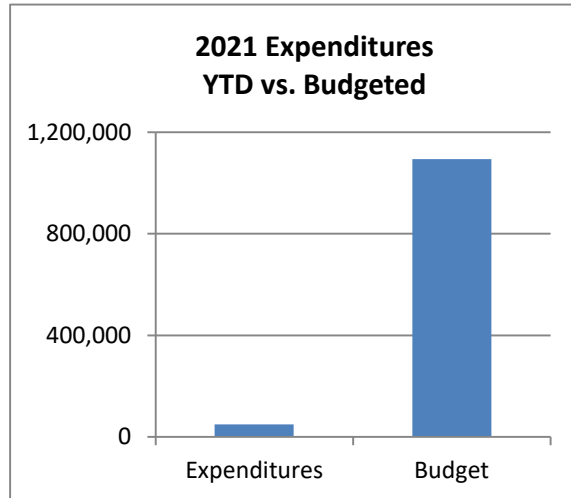
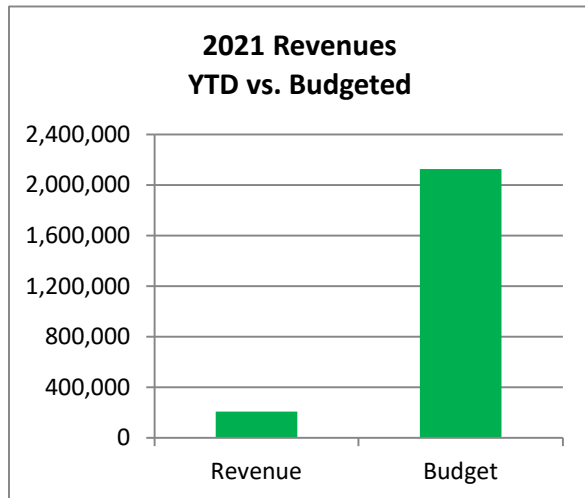


Town of Johnstown, Colorado  
Statement of Revenues, Expenditures, and Changes in  
Fund Balances - Library Fund  
Period Ending April 30, 2021  
Unaudited

Library Fund	2021 Actuals Apr	2021 Adopted Budget	%
			Complete
Beginning Fund Balance	5,252,070	5,252,070	
<b><u>Revenues:</u></b>			
Intergovernmental	78,470	703,095	11.2%
Miscellaneous Revenue	-	11,000	0.0%
Capital Investment Fees	43,624	215,000	20.3%
Interest	28	60,000	0.0%
<i>Transfers In</i>	85,222	1,137,657	7.5%
	<hr/>	<hr/>	
Total Operating Revenues	207,344	2,126,752	9.7%
<b><u>Expenditures:</u></b>			
Operations	49,025	1,094,500	4.5%
Capital Outlay	-	-	0.0%
	<hr/>	<hr/>	
Total Expenditures	49,025	1,094,500	4.5%
<b>Excess (Deficiency) of Revenues and Other Sources over Expenditures</b>			
	<hr/>	<hr/>	
	158,319	1,032,252	
<b>Ending Fund Balance*</b>			
	<hr/>	<hr/>	
	5,410,389	6,284,322	

\* - Unaudited

33% of the fiscal year has elapsed

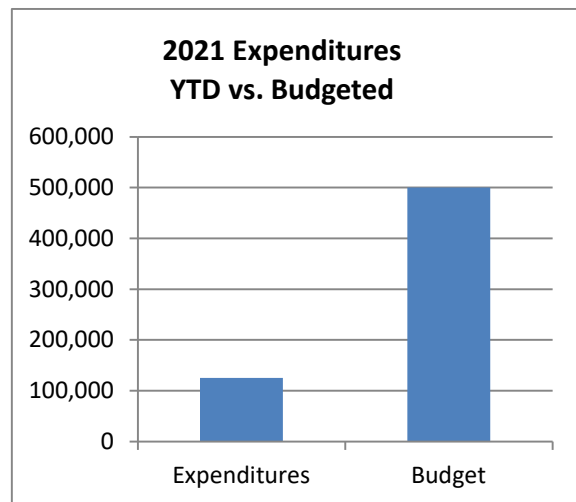
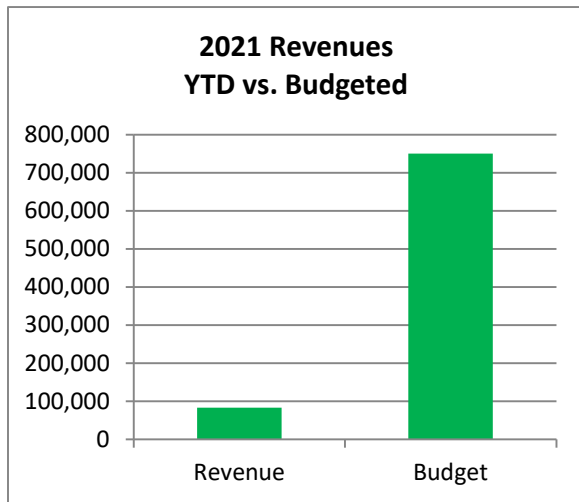


Town of Johnstown, Colorado  
Statement of Revenues, Expenditures, and Changes in  
Fund Balances - Recreation Center Fund  
Period Ending April 30, 2021  
Unaudited

<b>Recreation Center Fund</b>	2021 Actuals Apr	2021 Adopted Budget	%
			Complete
Beginning Fund Balance	0	0	
<b><u>Revenues:</u></b>			
Transfers In	83,333	750,000	11.1%
Earnings on Investment	-	-	
Total Operating Revenues	<u>83,333</u>	<u>750,000</u>	11.1%
<b><u>Expenditures:</u></b>			
Operations & Maintenance	125,000	500,000	0.0%
Capital Outlay	-	-	
Total Expenditures	<u>125,000</u>	<u>500,000</u>	25.0%
<b>Excess (Deficiency) of Revenues and Other Sources over Expenditures</b>	<b><u>(41,667)</u></b>	<b><u>250,000</u></b>	
<b>Ending Fund Balance*</b>	<b><u><u>(41,667)</u></u></b>	<b><u><u>250,000</u></u></b>	

\* - Unaudited

33% of the fiscal year has elapsed

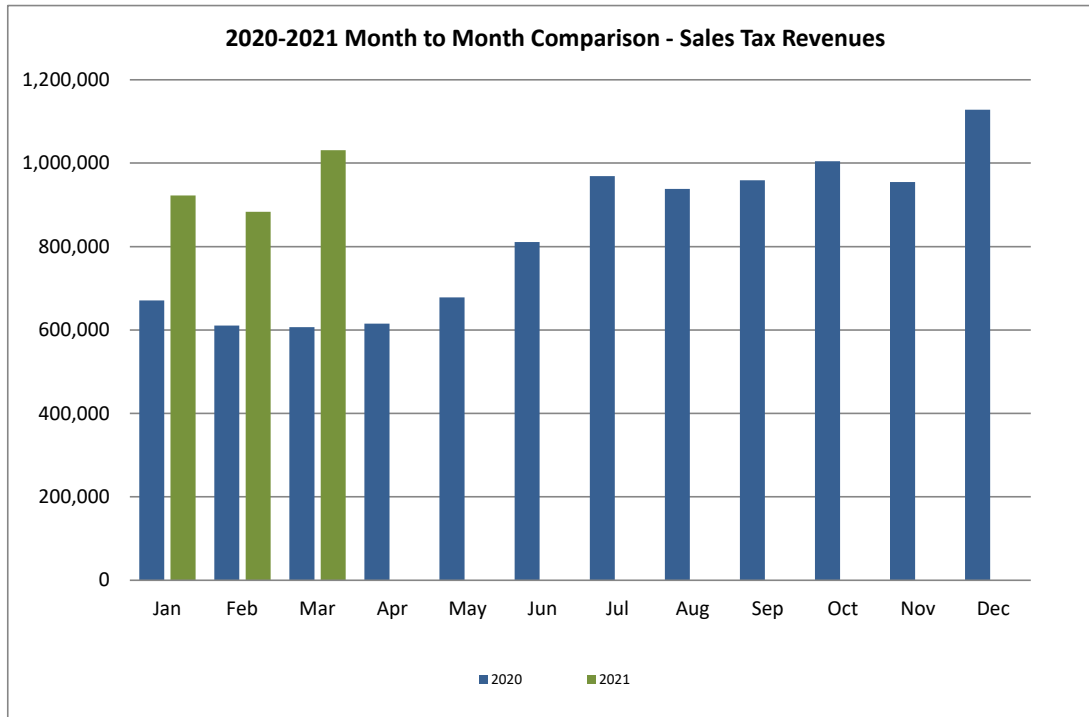


**Sales Tax Analysis and Comparison  
2021**

<u>Month/Year</u>	<u>Sales Tax Collected*</u>	<u>Motor Vehicle Sales Tax Collected*</u>	<u>Total Sales Taxes Collected*</u>
Jan-20	497,742	173,194	670,936
Feb-20	499,117	111,639	610,756
Mar-20	491,392	115,467	606,860
Apr-20	531,113	84,279	615,392
May-20	607,705	70,708	678,414
Jun-20	663,024	148,031	811,055
Jul-20	772,660	196,194	968,854
Aug-20	779,425	158,666	938,091
Sep-20	824,605	134,268	958,873
Oct-20	765,787	238,719	1,004,506
Nov-20	827,990	126,680	954,671
Dec-20	981,199	146,594	1,127,793
<b>2020 Total</b>	<b>8,241,761</b>	<b>1,704,440</b>	<b>9,946,201</b>

Jan-21	744,120	178,705	922,826
Feb-21	743,695	139,660	883,356
Mar-21	906,817	124,138	1,030,955
Apr-21	0	0	0
May-21	0	0	0
Jun-21	0	0	0
Jul-21	0	0	0
Aug-21	0	0	0
Sep-21	0	0	0
Oct-21	0	0	0
Nov-21	0	0	0
Dec-21	0	0	0
<b>2021 Total</b>	<b>2,394,633</b>	<b>442,504</b>	<b>2,837,136</b>

Jan - Mar 2020	1,488,252	400,300	1,888,552
Jan - Mar 2021	2,394,633	442,504	2,837,136
% Increase (Decrease)	60.90%	10.54%	50.23%



\* Amounts shown reflect different reporting periods for various entities.