






LOT A (6K SF MINIMUM SIZE): - 60'(W) x 100'(L) LOT TYP.	44 LOTS	
LOT B (4K SF MINIMUM SIZE): - 50'(W) x 80'(L) LOTS = - 40'(W) x 100'(L) LOTS =	60 LOTS 34 LOTS 26 LOTS	
ROW HOMES: - 1.5K SF MINIMUM UNIT SIZE - 18' MINIMUM UNIT WIDTH - PLAN UNIT SIZE = 18'(W) x 45'(L), 2-STORY	96 UNITS	
TOTAL:	200 UNITS	
* SINGLE STORY HOME RESTRICTION (~14 OF 44)		
**SITE PLAN ASSUMES R2 ZONING		
*** DENSITY = 5DU/AC		
**** OPEN SPACE MIN. - 30%		

