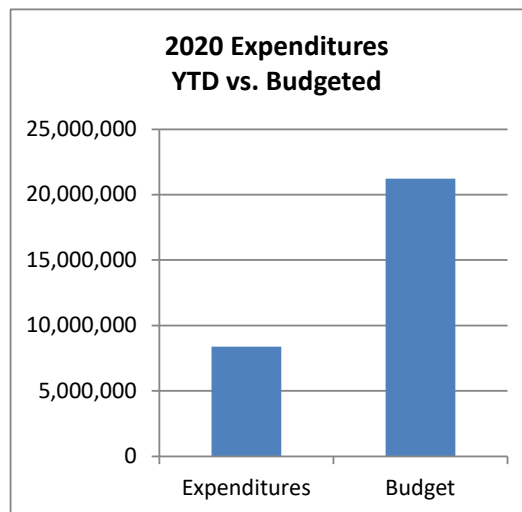
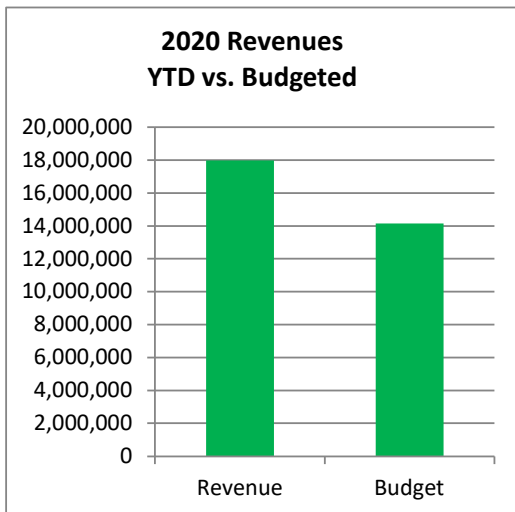


Town of Johnstown, Colorado
Statement of Revenues, Expenditures, and Changes in
Fund Balances - General Fund
Period Ending November 30, 2020
Unaudited

General Fund	2020 Actuals Nov	2020 Adopted Budget	%
			Complete
Beginning Fund Balance	44,232,368	44,232,368	
Revenues:			
Taxes & Fees	14,914,071	12,631,080	118.1%
Licenses & Permits	1,798,963	828,200	217.2%
Fines & Forfeitures	138,161	171,000	80.8%
Intergovernmental	140,286	15,000	935.2%
Earnings on Investment	146,422	288,000	50.8%
Miscellaneous Revenue	840,521	216,200	388.8%
<i>Transfers In</i>	-	-	
Total Operating Revenues	<u>17,978,423</u>	<u>14,149,480</u>	127.1%
Expenditures:			
Legislative	630,397	978,200	64.4%
Town Manager	331,965	722,750	45.9%
Town Clerk	284,049	338,850	83.8%
Finance	160,144	230,950	69.3%
Planning	597,761	762,600	78.4%
Building Inspections	183,857	236,200	77.8%
Police	2,796,260	3,522,080	79.4%
Public Works	103,973	133,650	77.8%
Buildings	243,934	210,200	116.0%
<i>Transfers Out</i>	<u>3,053,838</u>	<u>14,097,660</u>	21.7%
Total Expenditures	<u>8,386,177</u>	<u>21,233,140</u>	39.5%
Excess (Deficiency) of Revenues and Other Sources over Expenditures	<u>9,592,246</u>	<u>(7,083,660)</u>	
Prior Period Adjustment			
Ending Fund Balance*	<u><u>53,824,614</u></u>	<u><u>37,148,708</u></u>	

* - Unaudited

92% of the fiscal year has elapsed

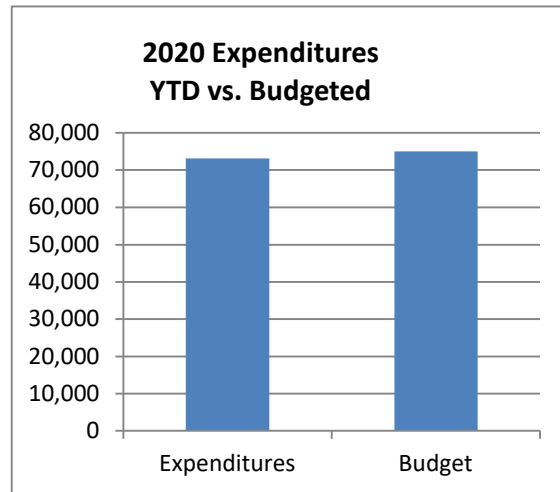
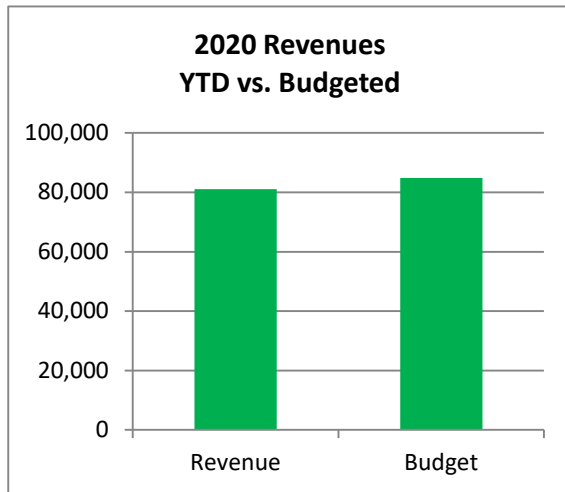


Town of Johnstown, Colorado
Statement of Revenues, Expenditures, and Changes in
Fund Balances - Conservation Trust Fund
Period Ending November 30, 2020
Unaudited

Conservation Trust Fund	2020 Actuals Nov	2020 Adopted Budget	%
			Complete
Beginning Fund Balance	0	0	
Revenues:			
Intergovernmental	81,042	84,800	95.6%
Earnings on Investment	11	100	10.9%
Total Operating Revenues	<u>81,053</u>	<u>84,900</u>	95.5%
Expenditures:			
Operations	73,102	-	
Capital Outlay	-	75,000	0.0%
Total Expenditures	<u>73,102</u>	<u>75,000</u>	97.5%
Excess (Deficiency) of Revenues and Other Sources over Expenditures	<u>7,951</u>	<u>9,900</u>	
Ending Fund Balance*	<u>7,951</u>	<u>9,900</u>	

* - Unaudited

92% of the fiscal year has elapsed

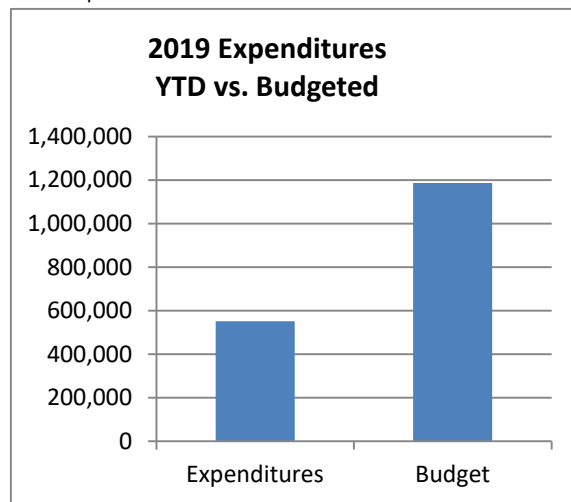
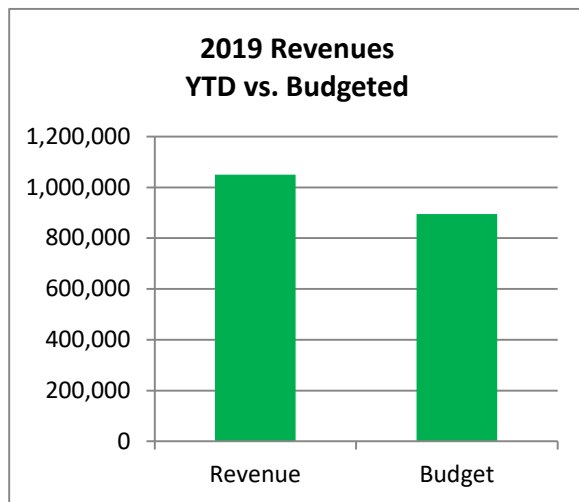


Town of Johnstown, Colorado
Statement of Revenues, Expenditures, and Changes in
Fund Balances - Parks and Open Space Fund
Period Ending November 30, 2020
Unaudited

Parks and Open Space Fund	2020 Actuals Nov	2020 Adopted Budget	%
			Complete
Beginning Fund Balance	6,230,528	6,230,528	
<u>Revenues:</u>			
Taxes & Fees	759,515	359,817	211.1%
Miscellaneous Revenue	47,921	315,700	15.2%
<i>Transfers In</i>	220,000	220,000	100.0%
Total Operating Revenues	<u>1,050,350</u>	<u>895,517</u>	117.3%
<u>Expenditures:</u>			
Operations	353,688	458,750	77.1%
Capital Outlay	198,146	728,000	27.2%
<i>Transfers Out</i>	-	-	
Total Expenditures	<u>551,833</u>	<u>1,186,750</u>	46.5%
Excess (Deficiency) of Revenues and Other Sources over Expenditures	<u>498,516</u>	<u>(291,233)</u>	
Ending Fund Balance*	<u>6,729,044</u>	<u>5,939,295</u>	

* - Unaudited

92% of the fiscal year has elapsed

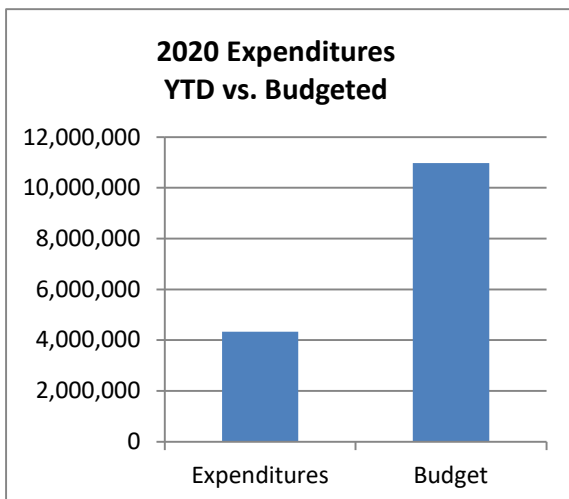
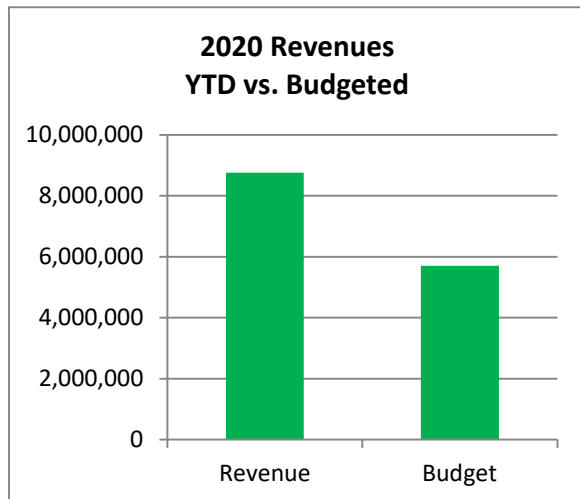


Town of Johnstown, Colorado
Statement of Revenues, Expenditures, and Changes in
Fund Balances - Street and Alley Fund
Period Ending November 30, 2020
Unaudited

Street and Alley Fund	2020 Actuals Nov	2020 Adopted Budget	%
			Complete
Beginning Fund Balance	9,763,088	9,763,088	
Revenues:			
Taxes & Fees	2,828,675	838,000	337.6%
Intergovernmental	893,028	1,511,650	59.1%
Charges for Services	748,426	1,024,000	73.1%
Capital Investment Fees	1,807,046	305,000	592.5%
Earnings on Investment	53,992	27,000	200.0%
Miscellaneous Revenues	426,667	-	0.0%
Tranfers In	2,000,000	2,000,000	100.0%
Total Operating Revenues	8,757,834	5,705,650	153.5%
Expenditures:			
Operations & Maintenance	1,657,946	2,284,050	72.6%
Capital	2,679,431	8,684,500	30.9%
Total Expenditures	4,337,376	10,968,550	39.5%
Excess (Deficiency) of Revenues and Other Sources over Expenditures	4,420,457	(5,262,900)	
Ending Fund Balance*	14,183,545	4,500,188	

* - Unaudited

92% of the fiscal year has elapsed

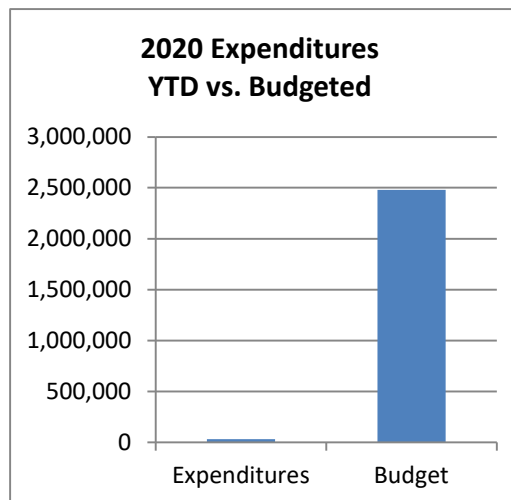
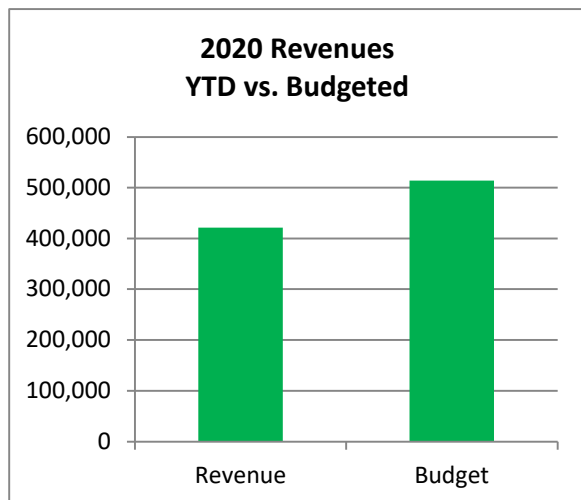


Town of Johnstown, Colorado
Statement of Revenues, Expenditures, and Changes in
Fund Balances - Capital Projects Fund
Period Ending November 30, 2020
Unaudited

Capital Projects Fund	2020 Actuals Nov	2020 Adopted Budget	%
			Complete
Beginning Fund Balance	12,684,794	12,684,794	
<u>Revenues:</u>			
Taxes and Fees	350,550	450,000	77.9%
Miscellaneous Revenue	-	-	
Interest	70,441	79,000	89.2%
Transfers In	-	(15,000)	
Total Operating Revenues	<u>420,991</u>	<u>514,000</u>	81.9%
<u>Expenditures:</u>			
Capital Outlay	31,517	2,479,700	0.0%
Transfers Out	-	-	0.0%
Total Expenditures	<u>31,517</u>	<u>2,479,700</u>	1.3%
Excess (Deficiency) of Revenues and Other Sources over Expenditures	<u>389,474</u>	<u>(1,965,700)</u>	
Ending Fund Balance*	<u>13,074,268</u>	<u>10,719,094</u>	

* - Unaudited

92% of the fiscal year has elapsed

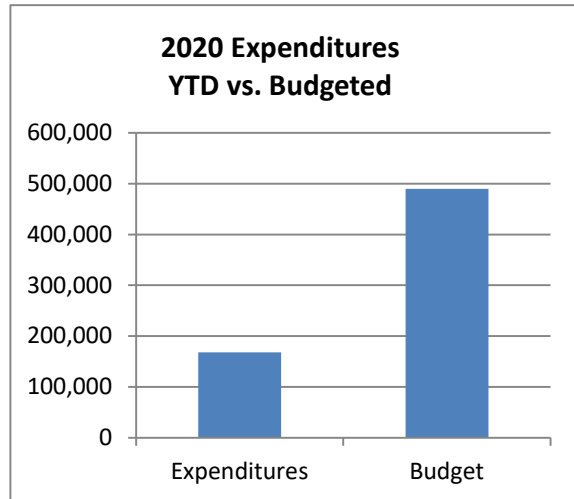
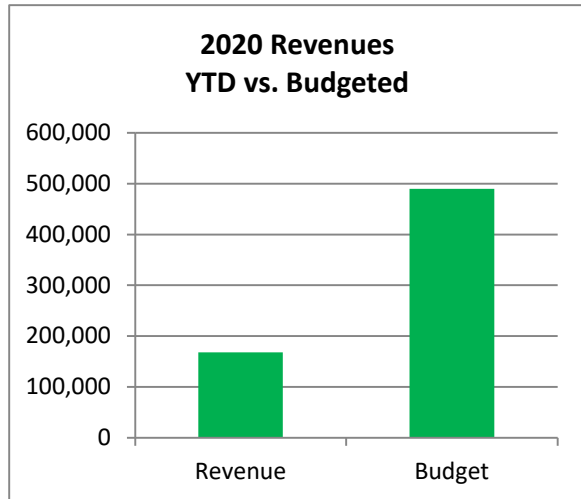


Town of Johnstown, Colorado
Statement of Revenues, Expenditures, and Changes in
Fund Balances - Tax Allocation Fund
Period Ending November 30, 2020
Unaudited

Tax Allocation Fund	2020 Actuals Nov	2020 Adopted Budget	%
			Complete
Beginning Fund Balance	95,951	95,951	
<u>Revenues:</u>			
Taxes & Fees	168,204	490,000	34.3%
Earnings on Investment	-	100	0.0%
Total Operating Revenues	<u>168,204</u>	<u>490,100</u>	34.3%
<u>Expenditures:</u>			
Miscellaneous	168,204	490,000	34.3%
Total Expenditures	<u>168,204</u>	<u>490,000</u>	34.3%
Excess (Deficiency) of Revenues and Other Sources over Expenditures	<u>-</u>	<u>100</u>	
Ending Fund Balance*	<u><u>95,951</u></u>	<u><u>96,051</u></u>	

* - Unaudited

92% of the fiscal year has elapsed

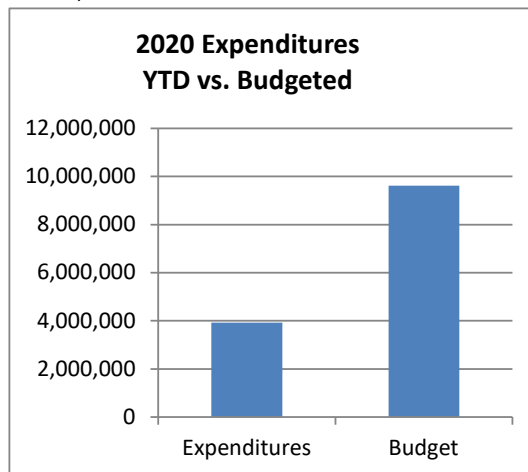
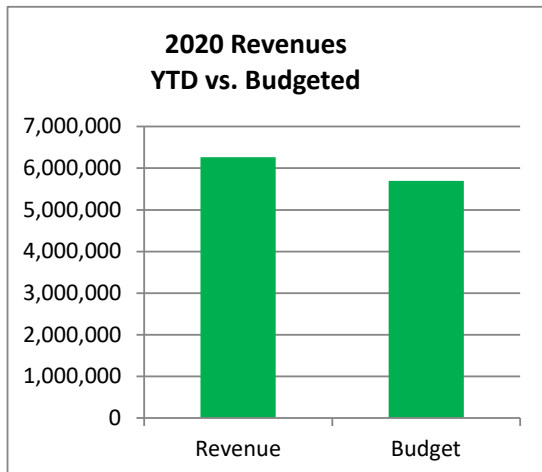


Town of Johnstown, Colorado
Statement of Revenues, Expenditures, and Changes in
Fund Balances - Water Fund
Period Ending November 30, 2020
Unaudited

Water Fund	2020 Actuals Nov	2020 Adopted Budget	%
			Complete
Beginning Cash Balance	19,765,629	19,765,629	
Revenues:			
Charges for Services	<u>3,247,227</u>	<u>2,518,000</u>	129.0%
Total Operating Revenues	<u>3,247,227</u>	<u>2,518,000</u>	129.0%
Expenses:			
Administration	247,505	522,550	47.4%
Operations	1,700,099	1,887,920	90.1%
Capital Outlay	1,670,377	6,853,000	24.4%
Depreciation	310,574	355,000	87.5%
Transfers Out	<u>-</u>	<u>-</u>	
Total Operating Expenses	<u>3,928,555</u>	<u>9,618,470</u>	40.8%
Operating Income (Loss)	<u>(681,328)</u>	<u>(7,100,470)</u>	
Non-Operating Revenues (Expenses)			
Tap Fees	1,033,521	804,625	128.4%
Capital Investment Fees	904,857	100,000	904.9%
Misc. Revenues	296,652	2,144,000	13.8%
Interest Expense	<u>101,573</u>	<u>126,000</u>	80.6%
Total Non-Operating Revenues (Expenses)	<u>2,336,602</u>	<u>3,174,625</u>	73.6%
Excess (Deficiency) of Revenues and Other Sources over Expenses	<u>1,655,274</u>	<u>(3,925,845)</u>	
Ending Cash Balance*	<u>21,420,903</u>	<u>15,839,784</u>	

* - Unaudited

92% of the fiscal year has elapsed

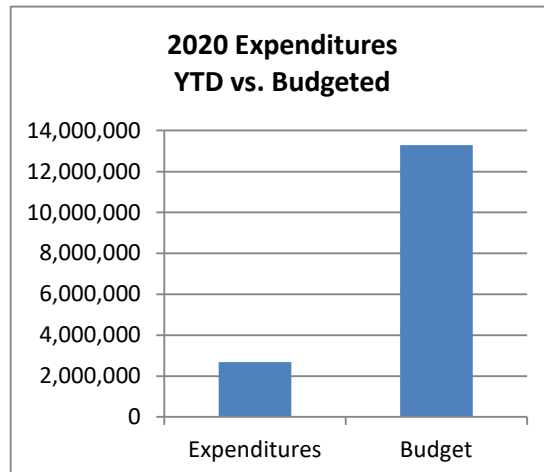
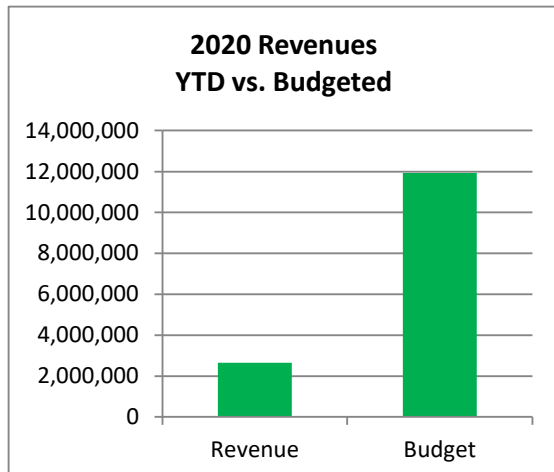


Town of Johnstown, Colorado
Statement of Revenues, Expenditures, and Changes in
Fund Balances - Sewer Fund
Period Ending November 30, 2020
Unaudited

Sewer Fund	2020 Actuals Nov	2020 Adopted Budget	%
			Complete
Beginning Cash Balance	9,346,239	9,346,239	
Revenues:			
Charges for Services	<u>1,951,171</u>	<u>1,950,000</u>	100.1%
Total Operating Revenues	<u>1,951,171</u>	<u>1,950,000</u>	100.1%
Expenses:			
Administration	235,867	310,500	76.0%
Operations	986,972	1,895,870	52.1%
Capital Outlay	1,291,860	10,874,000	11.9%
Depreciation	<u>176,918</u>	<u>205,000</u>	86.3%
Total Operating Expenses	<u>2,691,618</u>	<u>13,285,370</u>	20.3%
Operating Income (Loss)	<u>(740,447)</u>	<u>(11,335,370)</u>	
Non-Operating Revenues (Expenses)			
Capital Improvement Fees	674,630	660,000	102.2%
Misc. Revenues	13,246	1,001,000	1.3%
Interest Expense	15,410	81,000	19.0%
Transfers	<u>-</u>	<u>10,000,000</u>	0.0%
Total Non-Operating Revenues (Expenses)	<u>703,286</u>	<u>11,742,000</u>	6.0%
Excess (Deficiency) of Revenues and Other Sources over Expenses	<u>(37,161)</u>	<u>406,630</u>	
Ending Cash Balance*	<u>9,309,078</u>	<u>9,752,869</u>	

* - Unaudited

92% of the fiscal year has elapsed

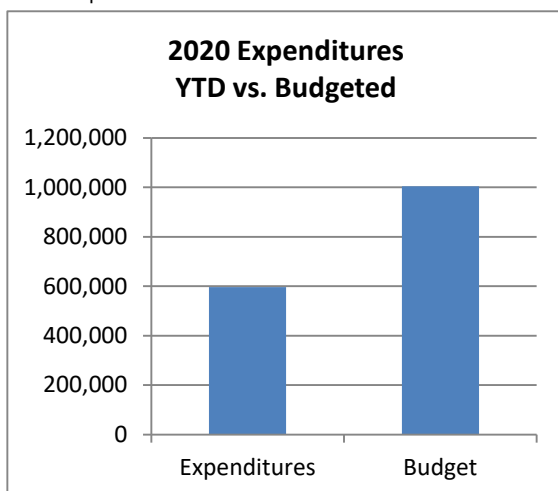
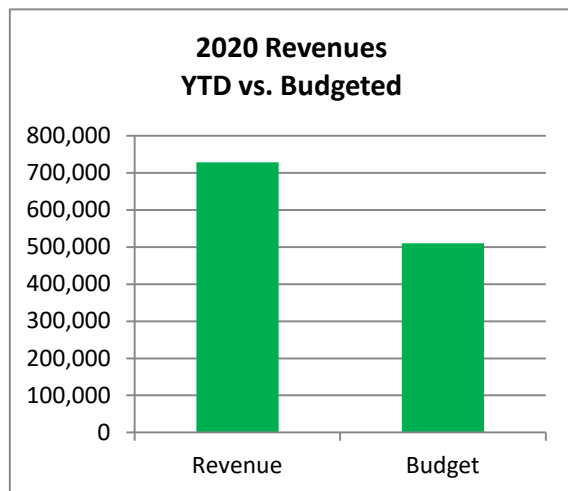


Town of Johnstown, Colorado
Statement of Revenues, Expenditures, and Changes in
Fund Balances - Drainage Fund
Period Ending November 30, 2020
Unaudited

Drainage Fund	2020 Actuals Nov	2020 Adopted Budget	%
			Complete
Beginning Cash Balance	3,248,246	3,248,246	
Revenues:			
Charges for Services	420,711	435,000	96.7%
Total Operating Revenues	420,711	435,000	96.7%
Expenses:			
Administration	118,629	143,100	82.9%
Operations	199,431	345,900	57.7%
Capital Improvements	278,289	515,000	54.0%
Transfer Out	-	-	
Total Operating Expenses	596,348	1,004,000	59.4%
Operating Income (Loss)	(175,637)	(569,000)	
Non-Operating Revenues (Expenses)			
Capital Revenues	296,432	50,000	592.9%
Misc. Revenues	-	-	
Interest Expense	11,617	25,200	46.1%
Total Non-Operating Revenues (Expenses)	308,049	75,200	409.6%
Excess (Deficiency) of Revenues and Other Sources over Expenses	132,412	(493,800)	
Ending Cash Balance*	3,380,658	2,754,446	

* - Unaudited

92% of the fiscal year has elapsed

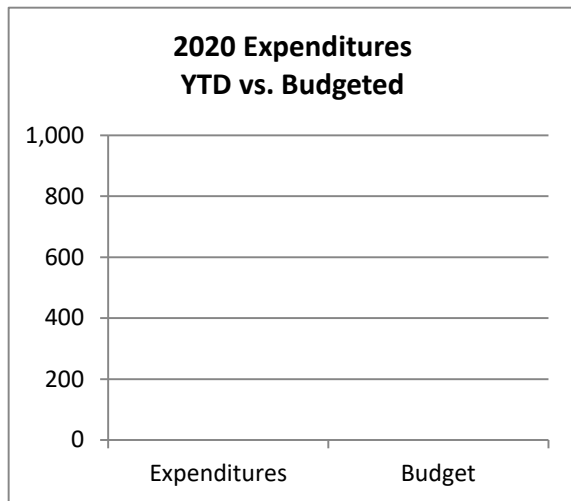
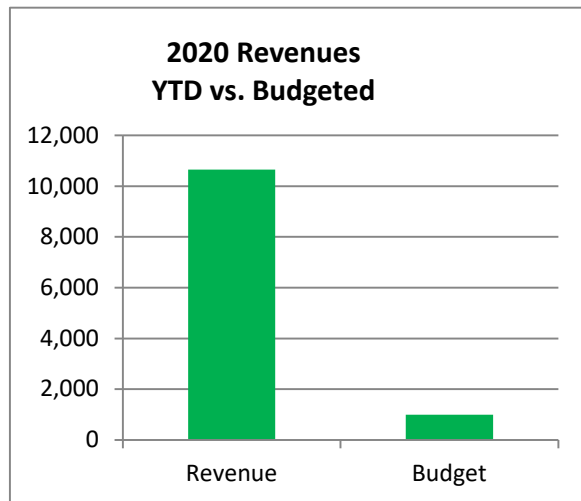


Town of Johnstown, Colorado
Statement of Revenues, Expenditures, and Changes in
Fund Balances - Cemetery Perpetual Fund
Period Ending November 30, 2020
Unaudited

Cemetery Perpetual Fund	2020 Actuals Nov	2020 Adopted Budget	%
			Complete
Beginning Fund Balance	133,339	133,339	
<u>Revenues:</u>			
Miscellaneous Revenue	9,749	903	1079.6%
Earnings on Investment	903	100	903.3%
	10,652	1,003	
Total Operating Revenues	10,652	1,003	1062.0%
<u>Expenditures:</u>			
Operations & Maintenance	-	-	
Capital Outlay	-	-	
Transfers Out	-	-	
	-	-	
Total Expenditures	-	-	
Excess (Deficiency) of Revenues and Other Sources over Expenditures	10,652	1,003	
Ending Fund Balance*	143,991	134,342	

* - Unaudited

92% of the fiscal year has elapsed

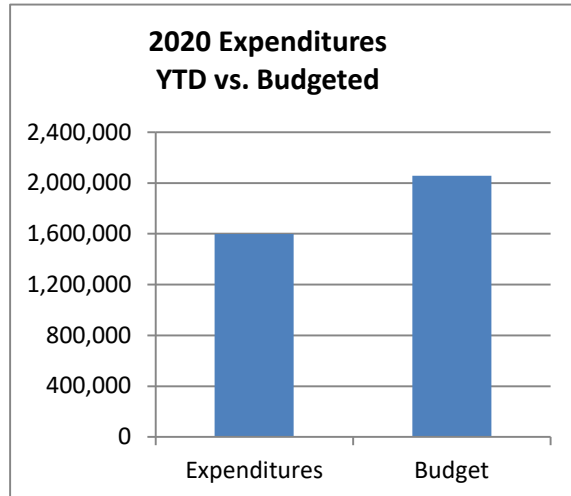
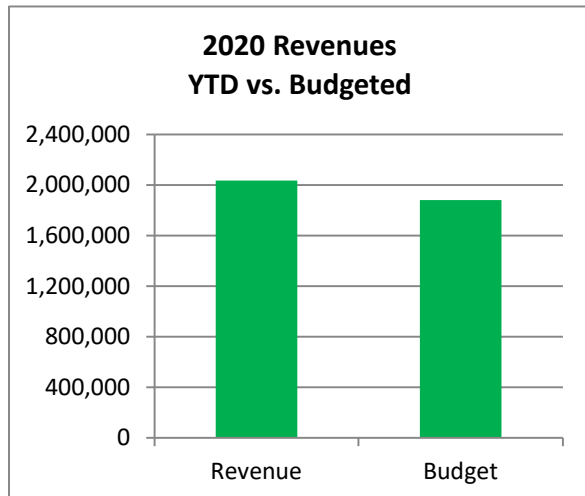


Town of Johnstown, Colorado
Statement of Revenues, Expenditures, and Changes in
Fund Balances - Library Fund
Period Ending November 30, 2020
Unaudited

Library Fund	2020 Actuals Nov	2020 Adopted Budget	%
			Complete
Beginning Fund Balance	4,649,884	4,649,884	
<u>Revenues:</u>			
Intergovernmental	656,375	824,716	79.6%
Miscellaneous Revenue	149,417	11,000	1358.3%
Capital Investment Fees	344,112	20,000	1720.6%
Interest	2,338	1,500	155.9%
<i>Transfers In</i>	883,394	1,022,660	86.4%
Total Operating Revenues	2,035,636	1,879,876	108.3%
<u>Expenditures:</u>			
Operations	553,955	2,057,500	26.9%
Capital Outlay	1,045,332	-	0.0%
Total Expenditures	1,599,287	2,057,500	77.7%
Excess (Deficiency) of Revenues and Other Sources over Expenditures	436,349	(177,624)	
Ending Fund Balance*	5,086,233	4,472,260	

* - Unaudited

92% of the fiscal year has elapsed



Town of Johnstown, Colorado
Statement of Revenues, Expenditures, and Changes in
Fund Balances - Recreation Center Fund
Period Ending November 30, 2020
Unaudited

Recreation Center Fund	2020 Actuals Nov	2020 Adopted Budget	%
			Complete
Beginning Fund Balance	10,536,360	10,536,360	
Revenues:			
Transfers In	-	600,000	0.0%
Earnings on Investment	-	-	
Total Operating Revenues	<u>-</u>	<u>600,000</u>	0.0%
Expenditures:			
Operations & Maintenance		500,000	0.0%
Capital Outlay	8,718,715	12,000,000	72.7%
Total Expenditures	<u>8,718,715</u>	<u>12,500,000</u>	69.7%
Excess (Deficiency) of Revenues and Other Sources over Expenditures	<u>(8,718,715)</u>	<u>(11,900,000)</u>	
Ending Fund Balance*	<u>1,817,645</u>	<u>(1,363,640)</u>	

* - Unaudited

92% of the fiscal year has elapsed

