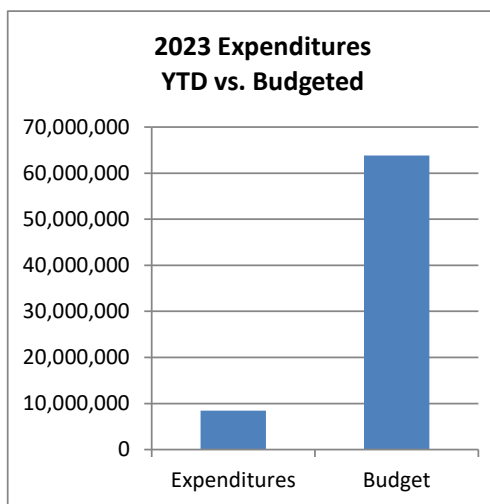
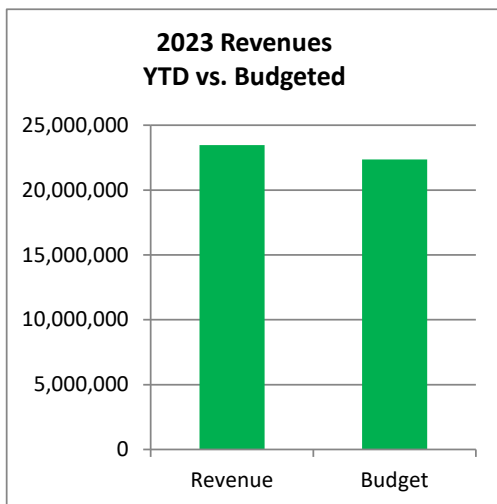


Town of Johnstown, Colorado  
Statement of Revenues, Expenditures, and Changes in  
Fund Balances - General Fund  
Period Ending August 31, 2023  
Unaudited

General Fund	2023 Actuals August	2023 Adopted Budget	%
			Complete
Beginning Fund Balance*	89,263,737	89,263,737	
<b>Revenues:</b>			
Taxes & Fees	17,952,286	19,417,534	92.5%
Licenses & Permits	3,031,666	1,963,700	154.4%
Fines & Forfeitures	168,925	175,500	96.3%
Intergovernmental	69,852	25,000	279.4%
Earnings on Investment	1,514,199	15,000	10094.7%
Miscellaneous Revenue	731,845	757,500	96.6%
<i>Transfers In</i>	-	-	
Total Operating Revenues	<u>23,468,772</u>	<u>22,354,234</u>	105.0%
<b>Expenditures:</b>			
Legislative	732,122	831,440	88.1%
Town Manager	771,308	1,442,430	53.5%
Town Clerk	269,726	441,910	61.0%
Finance	290,298	450,870	64.4%
Planning	246,008	566,310	43.4%
Reimbursements	453,922	700,000	64.8%
Building Inspections	224,175	413,820	54.2%
Police	3,587,875	6,006,610	59.7%
Public Works	515,144	761,350	67.7%
Buildings	223,880	288,100	77.7%
<i>Transfers Out</i>	<u>1,133,087</u>	<u>51,945,508</u>	2.2%
Total Expenditures	<u>8,447,544</u>	<u>63,848,348</u>	13.2%
<b>Excess (Deficiency) of Revenues and Other Sources over Expenditures</b>	<b><u>15,021,228</u></b>	<b><u>(41,494,114)</u></b>	
Prior Period Adjustment			
<b>Ending Fund Balance*</b>	<b><u>104,284,966</u></b>	<b><u>47,769,623</u></b>	

\* - Unaudited

67% of the fiscal year has elapsed


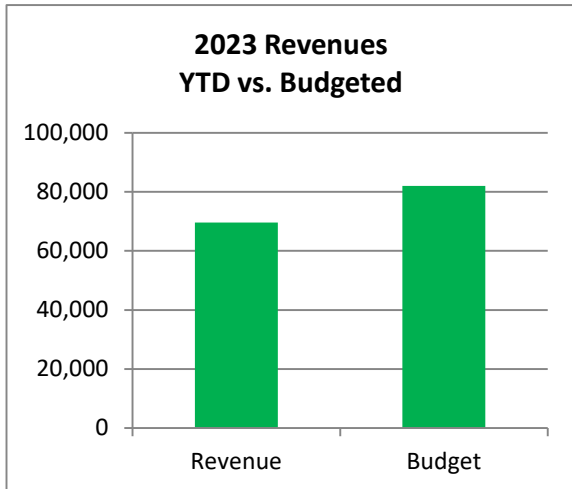


Town of Johnstown, Colorado  
Statement of Revenues, Expenditures, and Changes in  
Fund Balances - Conservation Trust Fund  
Period Ending August 31, 2023  
Unaudited

<b>Conservation Trust Fund</b>	2023 Actuals August	2023 Adopted Budget	%
			Complete
Beginning Fund Balance	132,112	132,112	
<b>Revenues:</b>			
Intergovernmental	66,424	82,000	81.0%
Earnings on Investment	4,026	50	8052.0%
Total Operating Revenues	<u>70,450</u>	<u>82,050</u>	85.9%
<b>Expenditures:</b>			
Operations	-	-	
Capital Outlay	-	-	
Total Expenditures	<u>-</u>	<u>-</u>	
<b>Excess (Deficiency) of Revenues and Other Sources over Expenditures</b>	<u><b>70,450</b></u>	<u><b>82,050</b></u>	
<b>Ending Fund Balance*</b>	<u><u><b>202,562</b></u></u>	<u><u><b>214,162</b></u></u>	

\* - Unaudited

67% of the fiscal year has elapsed

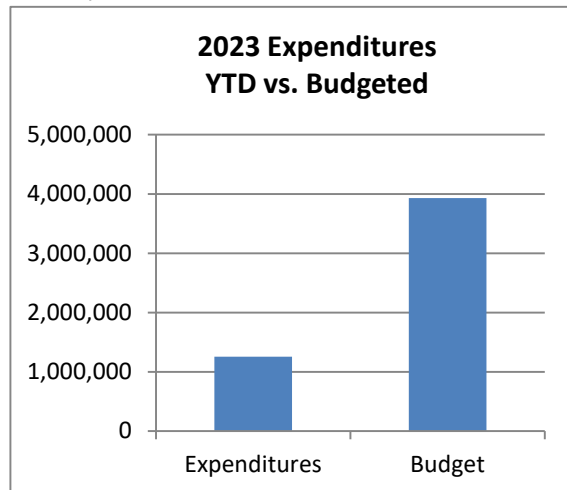
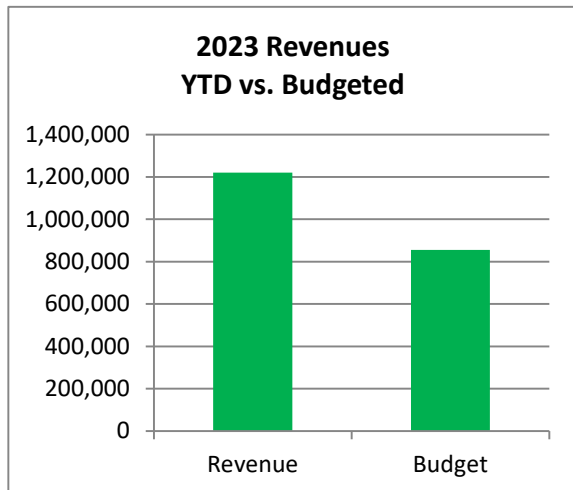


Town of Johnstown, Colorado  
Statement of Revenues, Expenditures, and Changes in  
Fund Balances - Parks and Open Space Fund  
Period Ending August 31, 2023  
Unaudited

<b>Parks and Open Space Fund</b>	2023 Actuals August	2023 Adopted Budget	%
			Complete
Beginning Fund Balance*	7,992,579	7,992,579	
<b>Revenues:</b>			
Taxes & Fees	1,020,843	786,030	129.9%
License & Permit	700	500	140.0%
Earnings on Investment	96,903	2,000	4845.2%
Miscellaneous Revenue	52,196	17,000	307.0%
<i>Transfers In</i>	50,000	50,000	100.0%
	<hr/>	<hr/>	
Total Operating Revenues	1,220,642	855,530	142.7%
<b>Expenditures:</b>			
Operations	519,847	2,905,000	17.9%
Capital Outlay	733,575	1,024,940	71.6%
<i>Transfers Out</i>	-	-	
	<hr/>	<hr/>	
Total Expenditures	1,253,422	3,929,940	31.9%
<b>Excess (Deficiency) of Revenues and Other Sources over Expenditures</b>			
	<hr/> <b>(32,780)</b>	<hr/> <b>(3,074,410)</b>	
<b>Ending Fund Balance*</b>			
	<hr/> <b>7,959,799</b>	<hr/> <b>4,918,169</b>	

\* - Unaudited

67% of the fiscal year has elapsed

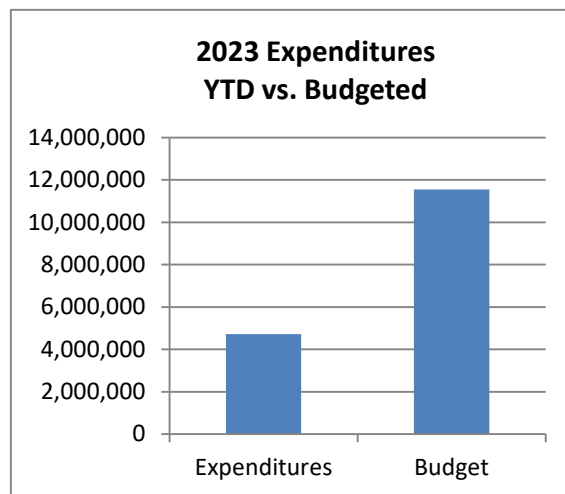
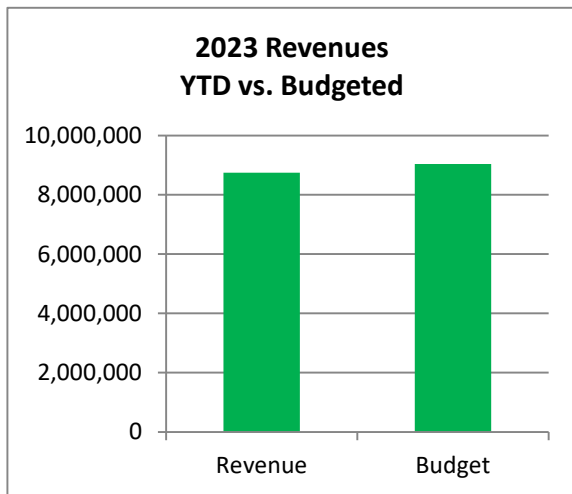


Town of Johnstown, Colorado  
Statement of Revenues, Expenditures, and Changes in  
Fund Balances - Street and Alley Fund  
Period Ending August 31, 2023  
Unaudited

	2023 Actuals August	2023 Adopted Budget	%
<b>Street and Alley Fund</b>			Complete
Beginning Fund Balance	17,863,626	17,863,626	
<b>Revenues:</b>			
Taxes & Fees	3,540,633	4,171,405	84.9%
Intergovernmental	526,215	1,290,000	40.8%
Charges for Services	670,282	945,000	70.9%
Capital Investment Fees	2,321,610	1,174,000	197.8%
Earnings on Investment	238,486	10,200	2338.1%
Miscellaneous Revenues	3,130	-	
Tranfers In	1,450,000	1,450,000	100.0%
Total Operating Revenues	<u>8,750,356</u>	<u>9,040,605</u>	96.8%
<b>Expenditures:</b>			
Operations & Maintenance	1,531,330	3,698,790	41.4%
Capital	3,187,791	7,848,000	40.6%
Total Expenditures	<u>4,719,121</u>	<u>11,546,790</u>	40.9%
<b>Excess (Deficiency) of Revenues and Other Sources over Expenditures</b>	<b><u>4,031,235</u></b>	<b><u>(2,506,185)</u></b>	
<b>Ending Fund Balance*</b>	<b><u><u>21,894,861</u></u></b>	<b><u><u>15,357,441</u></u></b>	

\* - Unaudited

67% of the fiscal year has elapsed

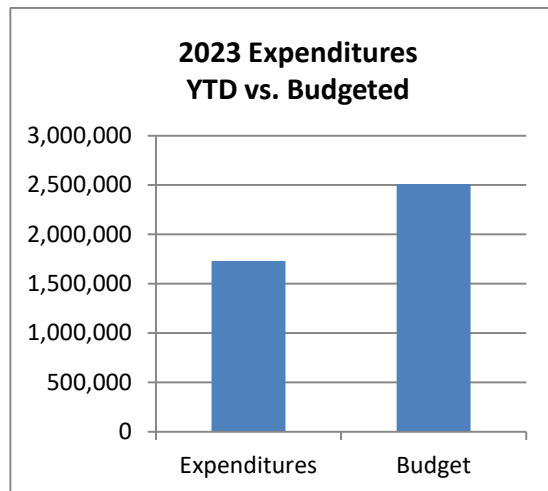
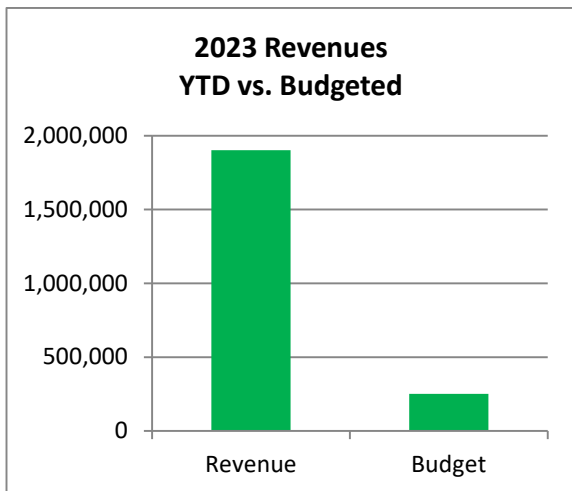


Town of Johnstown, Colorado  
Statement of Revenues, Expenditures, and Changes in  
Fund Balances - Capital Projects Fund  
Period Ending August 31, 2023  
Unaudited

	2023 Actuals August	2023 Adopted Budget	%
<b>Capital Projects Fund</b>			<b>Complete</b>
Beginning Fund Balance	10,868,807	10,868,807	
<b>Revenues:</b>			
Taxes and Fees	1,544,193	300,000	514.7%
Miscellaneous Revenue	-	-	
Interest	358,286	2,200	16285.7%
<i>Transfers In</i>	-	(50,000)	0.0%
	<hr/>	<hr/>	
Total Operating Revenues	1,902,479	252,200	754.4%
<b>Expenditures:</b>			
Capital Outlay	1,729,432	2,511,500	68.9%
<i>Transfers Out</i>	-	-	0.0%
	<hr/>	<hr/>	
Total Expenditures	1,729,432	2,511,500	68.9%
<b>Excess (Deficiency) of Revenues and Other Sources over Expenditures</b>	<hr/> <b>173,047</b>	<hr/> <b>(2,259,300)</b>	
<b>Ending Fund Balance*</b>	<hr/> <b>11,041,854</b>	<hr/> <b>8,609,507</b>	

\* - Unaudited

67% of the fiscal year has elapsed

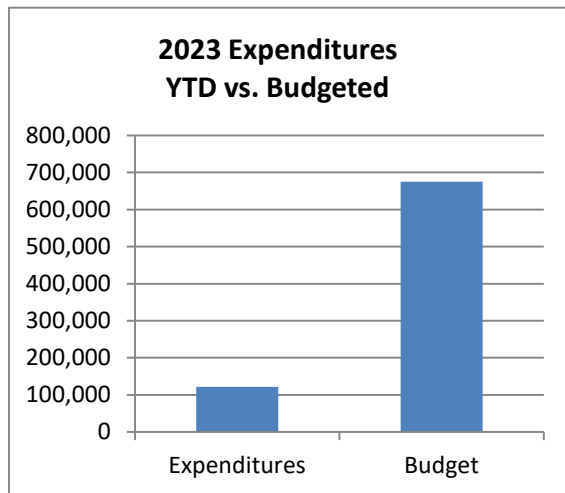
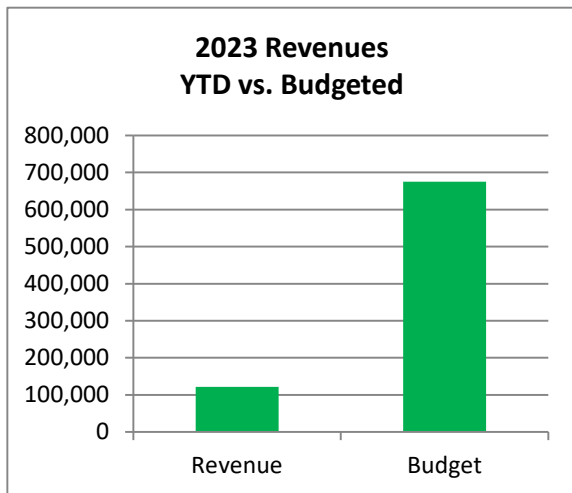


Town of Johnstown, Colorado  
Statement of Revenues, Expenditures, and Changes in  
Fund Balances - Tax Allocation Fund  
Period Ending August 31, 2023  
Unaudited

<b>Tax Allocation Fund</b>	2023 Actuals August	2023 Adopted Budget	%
			Complete
Beginning Fund Balance	41,435	41,435	
<b><u>Revenues:</u></b>			
Taxes & Fees	121,747	675,000	18.0%
Earnings on Investment	-	-	
Total Operating Revenues	<u>121,747</u>	<u>675,000</u>	18.0%
<b><u>Expenditures:</u></b>			
Miscellaneous	<u>121,747</u>	<u>675,000</u>	18.0%
Total Expenditures	<u>121,747</u>	<u>675,000</u>	18.0%
<b>Excess (Deficiency) of Revenues and Other Sources over Expenditures</b>	<u>-</u>	<u>-</u>	
<b>Ending Fund Balance*</b>	<u><u>41,435</u></u>	<u><u>41,435</u></u>	

\* - Unaudited

67% of the fiscal year has elapsed

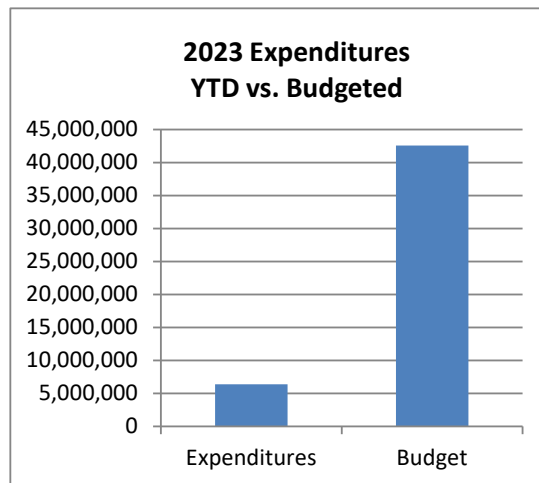
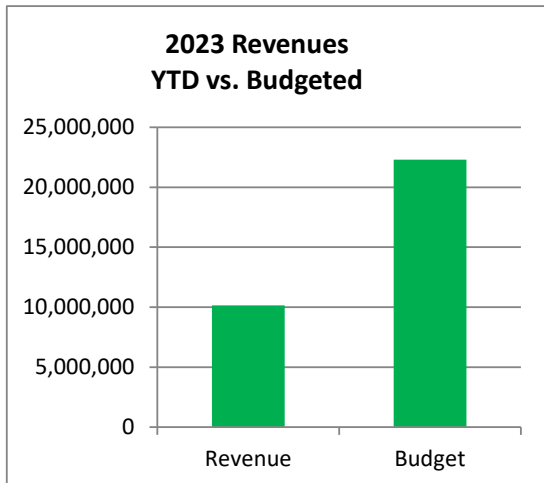


Town of Johnstown, Colorado  
Statement of Revenues, Expenditures, and Changes in  
Fund Balances - Water Fund  
Period Ending August 31, 2023  
Unaudited

<b>Water Fund</b>	2023 Actuals August	2023 Adopted Budget	%
			Complete
Beginning Cash Balance	18,030,853	18,030,853	
<b>Revenues:</b>			
Charges for Services	<u>3,131,434</u>	<u>4,555,000</u>	68.7%
Total Operating Revenues	<u>3,131,434</u>	<u>4,555,000</u>	68.7%
<b>Expenses:</b>			
Administration	142,906	235,300	60.7%
Operations	2,212,721	4,365,350	50.7%
Capital Outlay	3,084,230	36,417,280	8.5%
Depreciation	362,768	970,000	37.4%
Transfers Out	<u>600,000</u>	<u>600,000</u>	100.0%
Total Operating Expenses	<u>6,402,625</u>	<u>42,587,930</u>	15.0%
Operating Income (Loss)	<u>(3,271,191)</u>	<u>(38,032,930)</u>	
<b>Non-Operating Revenues (Expenses)</b>			
Tap Fees	2,090,905	1,357,605	154.0%
Capital Investment Fees	1,813,171	1,147,945	157.9%
Misc. Revenues	2,593,886	15,226,500	17.0%
Interest Expense	<u>509,233</u>	<u>20,000</u>	2546.2%
Total Non-Operating Revenues (Expenses)	<u>7,007,196</u>	<u>17,752,050</u>	39.5%
<b>Excess (Deficiency) of Revenues and Other Sources over Expenses</b>	<u><b>3,736,005</b></u>	<u><b>(20,280,880)</b></u>	
<b>Ending Cash Balance*</b>	<u><b>21,766,858</b></u>	<u><b>\$ (2,250,027)</b></u>	

\* - Unaudited

67% of the fiscal year has elapsed

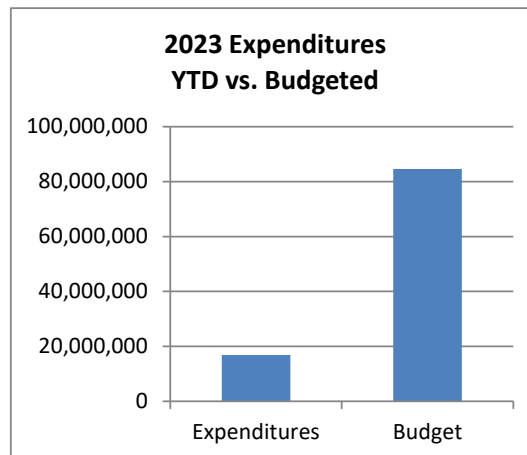
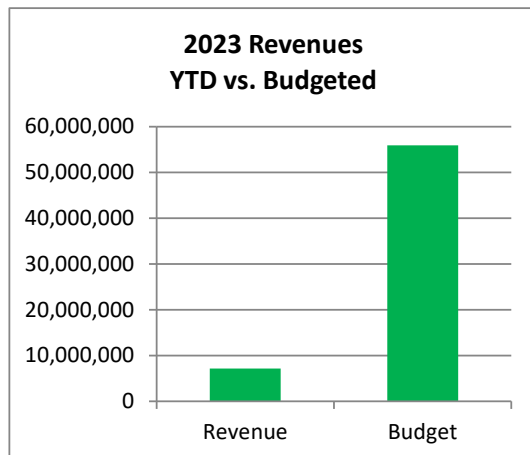


Town of Johnstown, Colorado  
Statement of Revenues, Expenditures, and Changes in  
Fund Balances - Sewer Fund  
Period Ending August 31, 2023  
Unaudited

<b>Sewer Fund</b>	2023 Actuals August	2023 Adopted Budget	%
			Complete
Beginning Cash Balance	42,699,361	42,699,361	
<b>Revenues:</b>			
Charges for Services	<u>2,232,138</u>	<u>3,181,500</u>	70.2%
Total Operating Revenues	<u>2,232,138</u>	<u>3,181,500</u>	70.2%
<b>Expenses:</b>			
Administration	133,030	227,750	58.4%
Operations	1,288,983	2,087,960	61.7%
Capital Outlay	14,127,561	78,381,000	18.0%
Depreciation	349,840	1,200,000	29.2%
Debt Service	976,575	2,764,000	35.3%
	-	-	
Total Operating Expenses	<u>16,875,989</u>	<u>84,660,710</u>	19.9%
Operating Income (Loss)	<u>(14,643,851)</u>	<u>(81,479,210)</u>	
<b>Non-Operating Revenues (Expenses)</b>			
Capital Improvement Fees	3,476,745	3,218,560	108.0%
Misc. Revenues	42,785	18,900	226.4%
Interest Expense	2,021,130	100,000	2021.1%
Transfers In/(Out)	<u>(600,000)</u>	<u>49,400,000</u>	
Total Non-Operating Revenues (Expenses)	<u>4,940,660</u>	<u>52,737,460</u>	9.4%
<b>Excess (Deficiency) of Revenues and Other Sources over Expenses</b>	<u><b>(9,703,191)</b></u>	<u><b>(28,741,750)</b></u>	
<b>Ending Cash Balance*</b>	<u><b>32,996,170</b></u>	<u><b>13,957,611</b></u>	

\* - Unaudited

67% of the fiscal year has elapsed



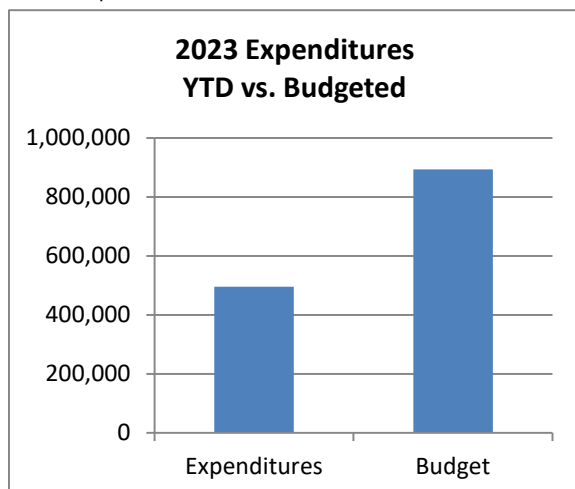
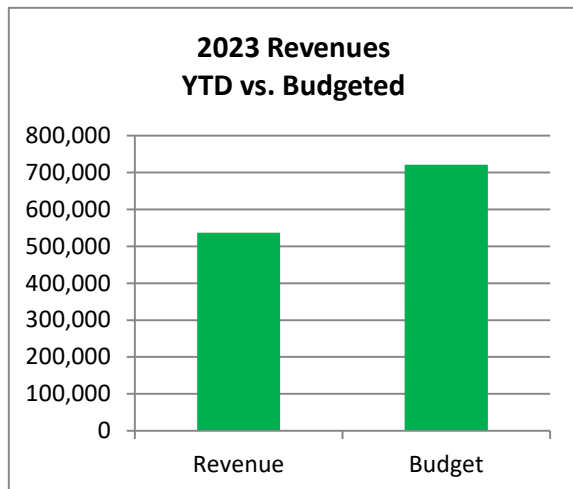


Town of Johnstown, Colorado  
Statement of Revenues, Expenditures, and Changes in  
Fund Balances - Drainage Fund  
Period Ending August 31, 2023  
Unaudited

Drainage Fund	2023 Actuals August	2023 Adopted Budget	% Complete
Beginning Cash Balance	3,977,376	3,977,376	
<b>Revenues:</b>			
Charges for Services	350,387	500,000	70.1%
Total Operating Revenues	350,387	500,000	70.1%
<b>Expenses:</b>			
Administration	84,251	150,400	56.0%
Operations	160,884	493,025	32.6%
Capital Improvements	-	-	
Transfer Out	250,000	250,000	100.0%
Total Operating Expenses	495,135	893,425	55.4%
Operating Income (Loss)	(144,748)	(393,425)	
<b>Non-Operating Revenues (Expenses)</b>			
Capital Revenues	118,602	220,000	53.9%
Misc. Revenues	-	-	
Interest Expense	68,067	1,000	6806.7%
Total Non-Operating Revenues (Expenses)	186,669	221,000	84.5%
<b>Excess (Deficiency) of Revenues and Other Sources over Expenses</b>	<b>41,921</b>	<b>(172,425)</b>	
<b>Ending Cash Balance*</b>	<b>4,019,297</b>	<b>3,804,951</b>	

\* - Unaudited

67% of the fiscal year has elapsed

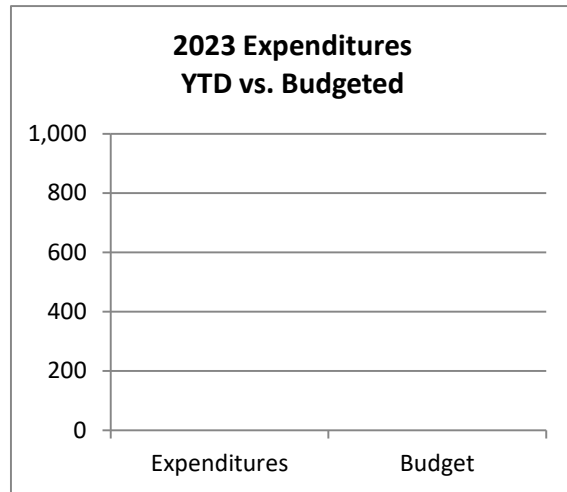
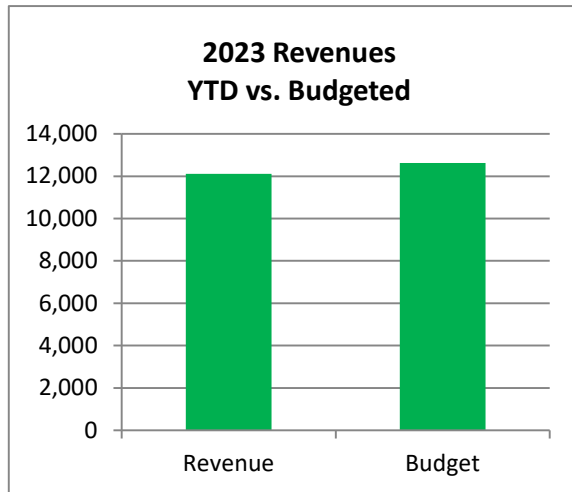


Town of Johnstown, Colorado  
Statement of Revenues, Expenditures, and Changes in  
Fund Balances - Cemetery Perpetual Fund  
Period Ending August 31, 2023  
Unaudited

Cemetery Perpetual Fund	2023 Actuals August	2023 Adopted Budget	%
			Complete
Beginning Fund Balance	168,889	168,889	
<b>Revenues:</b>			
Miscellaneous Revenue	8,123	12,560	64.7%
Earnings on Investment	3,990	60	6649.2%
Total Operating Revenues	12,112	12,620	96.0%
<b>Expenditures:</b>			
Operations & Maintenance	-	-	
Capital Outlay	-	-	
Transfers Out	-	-	
Total Expenditures	-	-	
<b>Excess (Deficiency) of Revenues and Other Sources over Expenditures</b>	<b>12,112</b>	<b>12,620</b>	
<b>Ending Fund Balance*</b>	<b>181,001</b>	<b>181,509</b>	

\* - Unaudited

67% of the fiscal year has elapsed

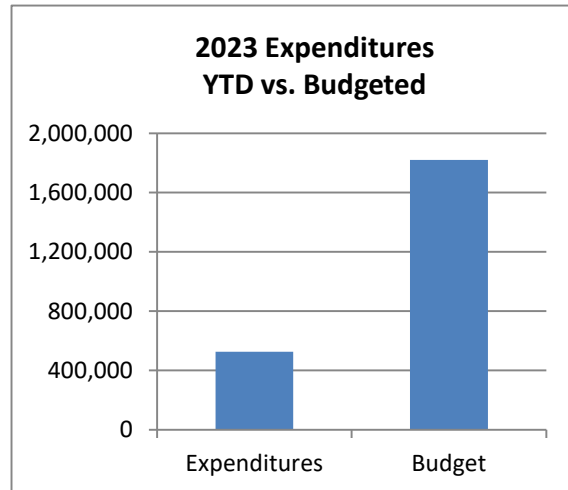
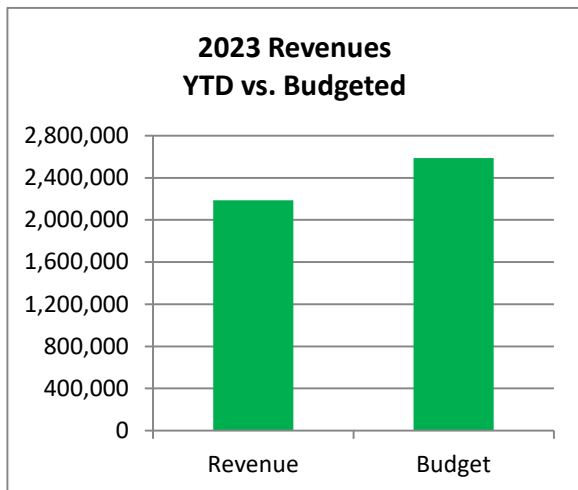


Town of Johnstown, Colorado  
Statement of Revenues, Expenditures, and Changes in  
Fund Balances - Library Fund  
Period Ending August 31, 2023  
Unaudited

Library Fund	2023 Actuals August	2023 Adopted Budget	%
			Complete
Beginning Fund Balance	8,539,939	8,539,939	
<b>Revenues:</b>			
Intergovernmental	751,660	819,186	91.8%
Miscellaneous Revenue	11,633	11,000	105.8%
Capital Investment Fees	623,909	439,410	142.0%
Interest	183,046	75,000	244.1%
<i>Transfers In</i>	616,826	1,243,246	49.6%
Total Operating Revenues	<u>2,187,074</u>	<u>2,587,842</u>	84.5%
<b>Expenditures:</b>			
Operations	525,463	1,821,000	28.9%
Capital Outlay	-	-	
Total Expenditures	<u>525,463</u>	<u>1,821,000</u>	28.9%
<b>Excess (Deficiency) of Revenues and Other Sources over Expenditures</b>	<u><b>1,661,611</b></u>	<u><b>766,842</b></u>	
<b>Ending Fund Balance*</b>	<u><b>10,201,550</b></u>	<u><b>9,306,781</b></u>	

\* - Unaudited

67% of the fiscal year has elapsed



Town of Johnstown, Colorado  
Statement of Revenues, Expenditures, and Changes in  
Fund Balances - Recreation Center Fund  
Period Ending August 31, 2023  
Unaudited

	2023 Actuals August	2023 Adopted Budget	%
<b>Recreation Center Fund</b>			Complete
Beginning Fund Balance*	422,738	422,738	
<b><u>Revenues:</u></b>			
State Grants	-	0	
Transfers In	77,262	77,262	100.0%
Earnings on Investment	-	-	
	77,262	77,262	
Total Operating Revenues	77,262	77,262	
<b><u>Expenditures:</u></b>			
Operations & Maintenance	394,786	500,000	79.0%
Capital Outlay	-	-	
	394,786	500,000	79.0%
Total Expenditures	394,786	500,000	
<b>Excess (Deficiency) of Revenues and Other Sources over Expenditures</b>	<b>(317,524)</b>	<b>(422,738)</b>	
<b>Ending Fund Balance*</b>	<b>105,215</b>	<b>0</b>	

\* - Unaudited

67% of the fiscal year has elapsed

