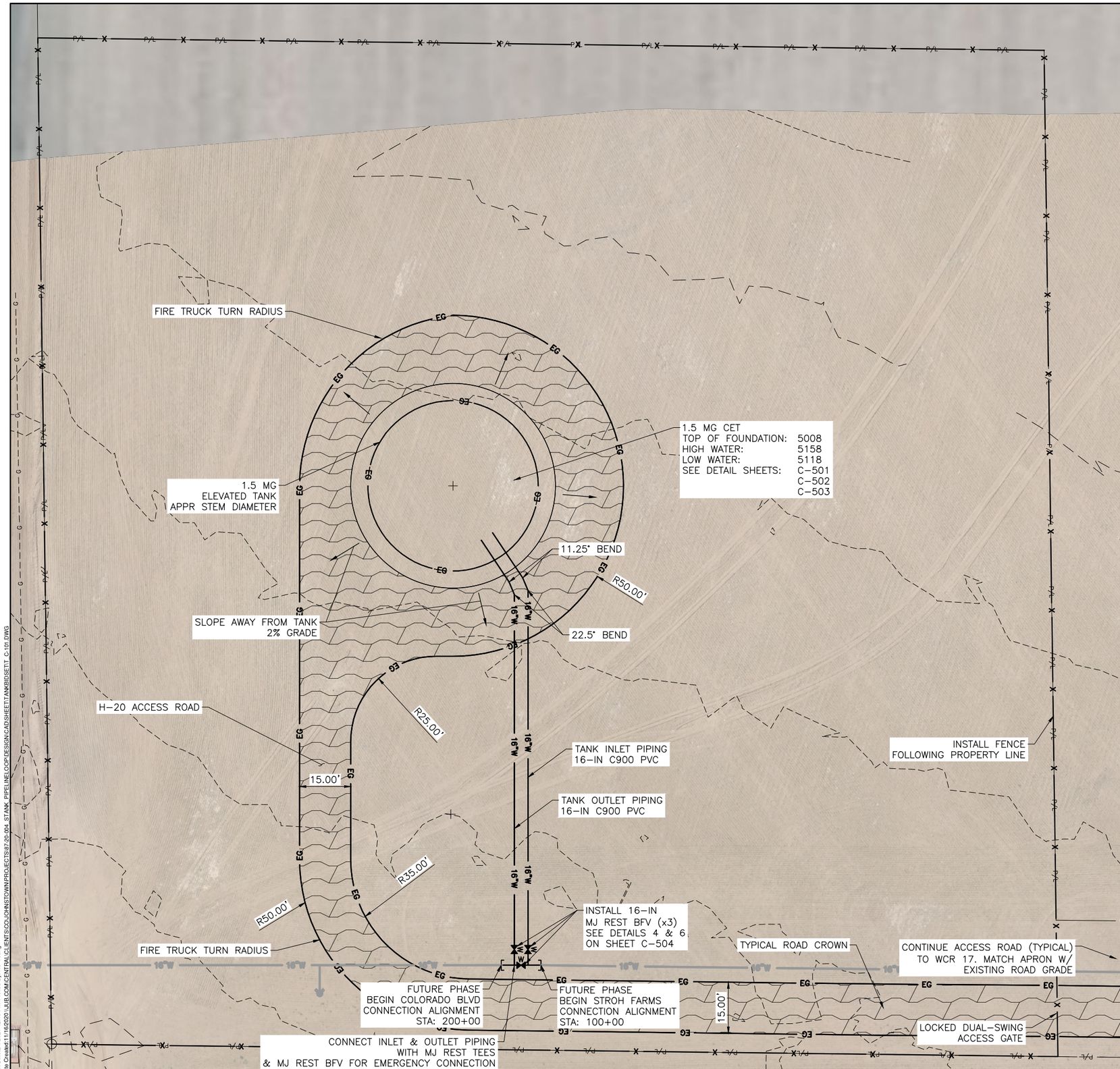

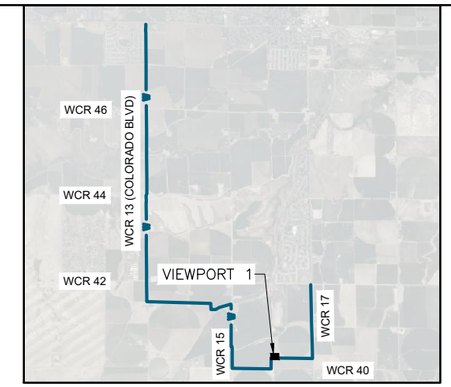

KEY MAP

NOTES:

1. SEE TANK ELEVATION DRAWING, SHEET C-501
2. FOR PVC PIPE BEDDING, TRENCH, & RESTRAINT DETAILS SEE SHEET C-504

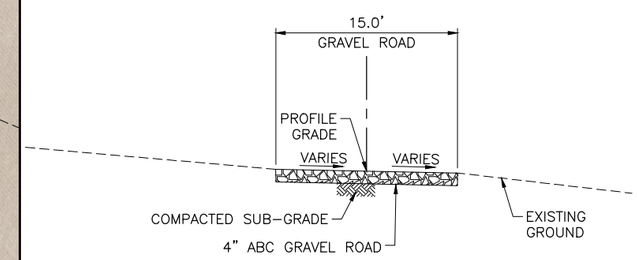

TANK ACCESS ROAD

N

0 15 30

SCALE IN FEET

811 Know what's below. Call before you dig.

J-U-B ENGINEERS, INC.

J-U-B ENGINEERS, INC.
4745 Boardwalk Drive
Building D, Suite 200
Fort Collins, CO 80525

Phone: 970.377.3602
www.jub.com

PRELIMINARY PLANS

NOT FOR CONSTRUCTION

REUSE OF DRAWINGS
J-U-B SHALL RETAIN ALL COMMON LAW, STATUTORY, COPYRIGHT AND OTHER RESERVED RIGHTS OF THESE DRAWINGS, AND THE SAME SHALL NOT BE REUSED WITHOUT J-U-B'S PRIOR WRITTEN CONSENT. ANY REUSE WITHOUT WRITTEN CONSENT BY J-U-B WILL BE AT CLIENTS SOLE RISK AND WITHOUT LIABILITY OR LEGAL EXPOSURE TO J-U-B

NO.	DESCRIPTION	BY	APR.	DATE

REVISION

SOUTH ELEVATED STORAGE TANK
TOWN OF JOHNSTOWN

SITE PLAN

FILE: T_C-101
JUB PROJ. # : 87-20-004
DRAWN BY: ###
DESIGN BY: ###
CHECKED BY: ADRS
ONE INCH
AT FULL SIZE, IF NOT ONE INCH, SCALE ACCORDINGLY
LAST UPDATED: 2/4/2021

DRAWING:

C-101

Plot Date:2/4/2021 12:45 PM Plotted By: KC Young
Date Created:11/16/2020 \\JUB.COM\CENTRAL\CLIENTS\CO\JOHNSTOWN\PROJECTS\87-20-004_STANK_PIPELINELOOP\DESIGN\CAD\SHEET\TANK\BIDSETT_C-101.DWG