

Federal Recycling and Waste Solutions

7935 Clayton Road

St Louis, MO 63117

October 30, 2025

City of Jackson, MO

101 Court Street

Jackson, MO 63755

Attn: Angela Birk

Dear Angela,

It's our please to provide the City of Jackson with a response on your Request for Proposal for Recycling Services. Federal Recycling and Waste Solutions with its office in St Louis, MO is a 110+ year old recycling company. Our nearest processing plant is located in Maryland Heights, MO. In total we operate eight recycling plants in five states and process approximately 500,000tons of recyclables annually. In addition we have sales offices spread out throughout the country including one here in Jackson, MO.

Please visit www.federalrecycling.com for more information about our company.



Please find attached our response to your Request for Proposal. Feel free to reach out at your convenience with any questions you might have.

Thank you for the opportunity.



Marco M. Otten

Company Overview



**FEDERAL
RECYCLING
& WASTE SOLUTIONS**
Est. 1914

WHERE GREEN IS GOING

Company Overview

Federal Recycling & Waste Solutions is a privately owned, independent recycling company headquartered in St. Louis, MO. We provide forward-thinking recycling and waste management services that help businesses build more profitable, efficient and sustainable operations.

For 100+ years, Federal Recycling has made it easy to recycle your by-products with no disruption so you can run your company and grow your business, while helping lead the way in where green is going.

Services & Expertise

- Material Recycling
- Waste Hauling & Consulting
- Commodity Sales & Trading
- Sustainability Consulting
- Commercial Recycling Equipment
- Destruction
- Pallet Reclamation & Sales

Industries Served

- Manufacturing
- Printing & Publication
- Warehousing / Distribution
- Grocery
- Commercial & Multifamily Real Estate
- Educational / Government Institutions
- Retail
- Recycling Centers

Key Business Stats

100+
Years in
Business

500K
Tons Recycled
Annually

1,000+
Companies
Served

16
National
Locations

Why Work With Us



Get the Best Possible Value—
Rest assured, getting you the best value for your by-products is our top priority. We've been doing that for over 100 years and counting.

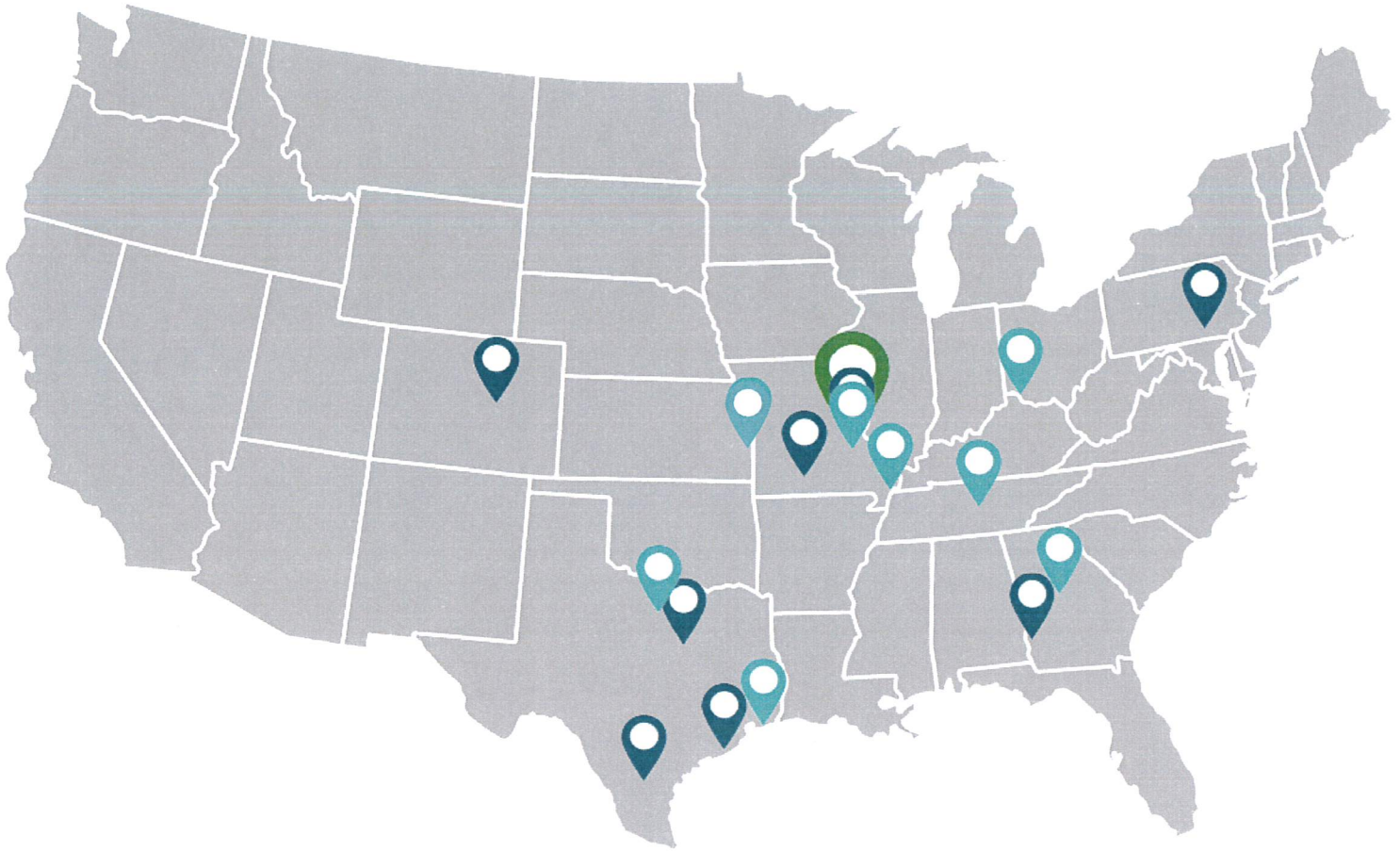


Get On-Time Pickups & Payments—Service is our sweet spot. We strive every day to give you the highest level, so recycling waste is easy and stress-free.



Get Sustainability Data Fast—Sustainability is in our DNA. Our online portal gives you instant, in-depth access to your sustainability data and environmental impact.





Our Footprint

Corporate HQ / National Accounts

St. Louis, MO

Recycling Plants

Columbus, GA	Denver, CO
Houston, TX	San Antonio, TX
Dallas, TX	Harrisburg, PA
Jefferson City, MO	St. Louis, MO

Sales / Brokerage

Atlanta, GA	Jackson, MO
Aubrey, TX	Nashville, TN
Galveston, TX	Olathe, KS
Cincinnati, OH	St. Louis, MO

Business Codes

DUNS

07-730-7332

NAICS

562111 Solid Waste Collection
 562920 Material Recovery Facilities
 321920 Wood Container and Pallet Manufacturing
 423930 Recyclable Material Merchant Wholesalers
 561990 All Other Support Services

VISIT OUR WEBSITE



FOLLOW US



COMPANY OVERVIEW

FEDERAL RECYCLING & WASTE SOLUTIONS



FEDERAL
RECYCLING
& WASTE SOLUTIONS
Est. 1914



Recycling is easy with Federal

So many companies waste their time and resources on waste stream issues – turning potential income into an impossible task. For 100+ years, Federal Recycling has made it easy to recycle your by-products with no disruption so you can **run your company and grow your business, while helping lead the way in where green is going.**

100+
Years in
Business

500K
Tons Recycled
Annually

1000+
Companies
Served

175
Total
Employees

16
Recycling &
Sales Locations

Recycling is our sole business, not a side business



Get the best possible value

Rest assured, getting you the best price for your by-products is our top priority. We've been doing that for over 100 years and counting!



Get on-time pickups & payments

Service is our sweet spot. We strive every day to give you the highest level, so recycling your waste is easy and stress-free.



Get sustainability data fast

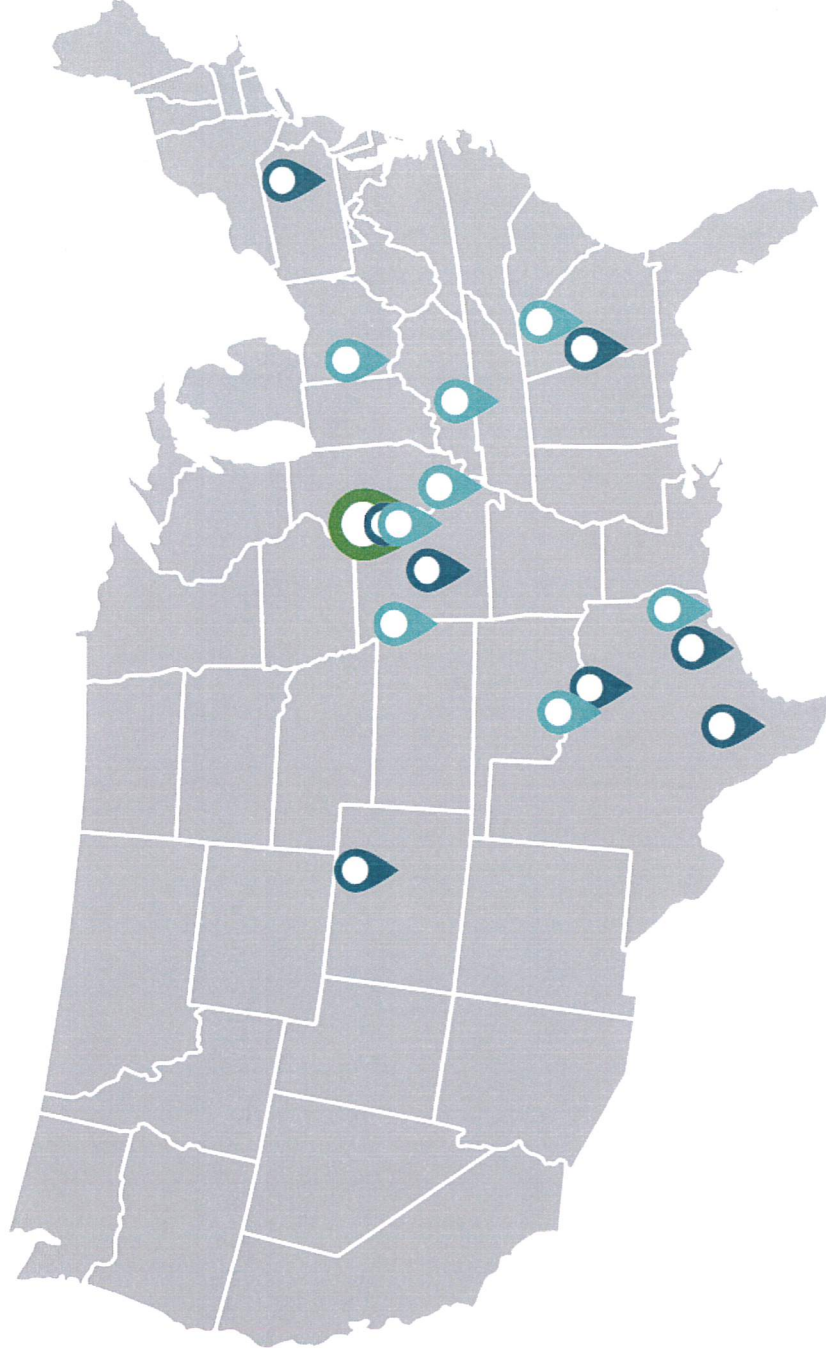
Sustainability is in our DNA. Our online portal gives you instant, in-depth access to your sustainability data and environmental impact.



Federal Recycling is a certified Women's Business Enterprise (WBE) by the Women's Business Enterprise National Council (WBENC).



Our Footprint



Corporate HQ

St. Louis, MO

Recycling Plants

Columbus, GA
Dallas, TX
Denver, CO
Harrisburg, PA

Houston, TX
Jefferson City, MO
San Antonio, TX
St. Louis, MO

Sales / Brokerage


Atlanta, GA
Aubrey, TX
Cincinnati, OH
Galveston, TX

Jackson, MO
Nashville, TN
Olathe, KS
St. Louis, MO







Columbus, GA



Dallas, TX




Denver, CO




Harrisburg, PA


National Coverage. Local Expertise.




Houston, TX



Jefferson City, MO



San Antonio, TX




St. Louis, MO

Customers We Serve



Grocery



Printing & Publication



Manufacturing




Dairy




Retail



Property Management



Educational /
Government Institutions



Warehousing / Distribution
Centers



Recycling Centers




Services

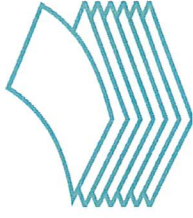


FEDERAL
RECYCLING
& WASTE SOLUTIONS
Est. 1914

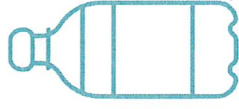
Popular Materials We Recycle



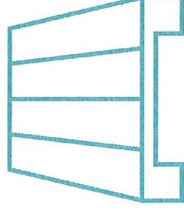
Cardboard




Paper



Plastic




Pallets



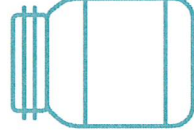
**Ferrous &
Nonferrous Metal**



Foam



Food Waste



Glass





Material Recycling

The Recycling Process

We promptly pick up your materials, loose or baled, and process them for shipping to paper mills or other manufacturers to be remade into consumable products.

How Working with us Benefits You

- Competitive Pricing for your Materials
- Seamless Service with On-Time Pickups
- National Coverage for all your Locations
- Independent Position & Flexibility in the Market Keeps your Interests the No. 1 Priority
- Longevity & Expertise of Local, National and Global Recycling Industry Dynamics
- Sustainable Approach to Business with Zero Landfill





Waste Services

Recycling & Waste Audits


Federal Recycling's team of professionals conducts site audits and identifies ways you can divert more waste, minimize costs, and improve overall profitability and sustainability.

Vendor Management

We oversee your waste management program, including service requests, invoice auditing and hauler contract negotiation, so you can eliminate waste without the worry.

Equipment Optimization

Our experts right-size your waste and recycling bins for your waste stream and adjust your hauling schedule accordingly, which optimizes your service levels and saves you money.



Sustainability Consulting

Each business requires a different recycling approach to meet their sustainability goals.

We serve as an extension of your in-house team or as your sustainability team, helping you reduce your monthly waste volumes and spend while improving your business' environmental, social and economic impacts.

Key Sustainability Consulting Services

- Closed Loop Recycling
- Product Design & Recyclability Consultation
- Zero Landfill
- Waste to Energy
- Complimentary Recycling & Waste Audits
- Sustainability Reporting





Commercial Recycling Equipment

Equipment Optimization

Having equipment right-sized for your business helps you recycle more and earn valuable income for your recyclables, while lowering your waste disposal fees. We provide various commercial recycling equipment solutions for lease or purchase, along with financing options.

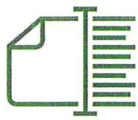
Installation & Maintenance

We support equipment installs, repairs and preventative maintenance programs that keep your equipment running seamlessly to protect your investment over the long term.

Our Equipment Solutions

- Industrial Recycling Bins
- Compactors
- Shredding Machines
- Balers
- Recycling Transport Trailers





Destruction

Confidential Shredding

You can have confidence that your confidential documents and company records are securely shredded and properly recycled to avoid landfills.

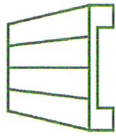
Product Destruction

We offer commercial product destruction services that meet a variety of customer disposal requirements, closely monitoring the process and providing Certificates of Destruction (CODs) for all destroyed product(s).

Products We Destroy

- Expired food or product
- Food or product rejected for quality control or other issues
- Unsellable returned products
- Discontinued product





Pallet Recycling & Sales

Buyback / Recycling

If you need to free up space in your facility, we buy pallets, used or broken, for top-of-the-market prices and recycle them for continued use.

Pallet Repairs

Our team repairs pallets and sells them back to you at a competitive rate, helping you continually reuse your inventory and minimize environmental impact.

Pallet Sales

We sell high-quality repaired, hybrid or newly manufactured pallets at competitive prices to a variety of businesses.





Recycled Commodities Trading

Recycled Materials for Your Business

For over 100 years, we've sold and traded millions of tons of recyclables for reuse, giving them a second life and beyond, including even the most hard-to-recycle items.

We can help you meet your sustainability goals by providing you with recycled material to incorporate into your manufacturing process.

Why Buy From Us?

- Quality of Recycled Materials
- Availability of Recycled Materials
- Recycling Market Expertise
- Easy, Direct Export Worldwide



Thank You!

federalrecycling.com

Contact:

MARCO OTTEN

Business Development

motten@federalrecycling.com



**FEDERAL
RECYCLING**
& WASTE SOLUTIONS
Est. 1914

Similar municipal contracts

Federal Recycling has extensive experience managing contracts of similar scope and complexity. Across its eight plants, the company provides comprehensive recycling and waste management services for multiple municipalities out of each facility. This multi-jurisdictional expertise includes coordinating collection, processing, and reporting for diverse local governments, ensuring regulatory compliance and high service standards. Federal Recycling's proven track record of handling concurrent municipal contracts demonstrates its capacity to deliver efficient, scalable, and reliable solutions that meet the needs of varied communities.

Examples are Kentucky State Prison in Fredonia, KY, The State of Missouri, Federal Bureau of Prisons & Shelby County Kentucky Recycling Center.

Detailed description of services

Federal Recycling and Waste Solutions will purchase, transport, receive and process at its Maryland Heights, MO facility, the agreed upon commodities collected at the City of Jackson recycling center.

Federal Recycling will offer a rebate as outlined in this RFP in return for the commodities collected.

Federal Recycling and Waste Solutions has a sales office in Jackson, MO and will lend its expertise to cooperate with the City of Jackson to ensure the Recycling Center is and stays aligned with the City's environmental and sustainability objectives.

We offer reporting of collected commodities on a monthly basis, but also have an online portal available.

Proposed Collection schedule

We propose a bi-weekly pick up schedule on Fridays between Noon and 3pm. Upon request we can deviate away from this schedule and come to a mutually agreeable schedule.

List of accepted recyclable materials

The list of accepted recyclable materials includes.

- Cardboard/Chipboard
- Office Paper
- Magazines
- Newspaper
- Aluminum cans
- Steel cans
- HDPE milk jugs
- HDPE mix color jugs
- PET Bottles
- #5 PP tubs and lids
- Grocery bags
- Wood Pallets

Description of collection containers, gaylord boxes, trailers and other equipment to be used

We will supply you with the following items:

1. Gaylord boxes
2. Wood pallets for under the gaylord boxes
3. One trailer for storage of your recyclables, additional trailers are available on request
4. We can provide baling wire to the City upon request

Reporting, data tracking, and transparency capabilities

Each shipment will be received at our facility in Maryland Heights. Tractor and trailer are weighed on our state certified truck scale. Forklift operators unload and grade the materials and collect the weights.

This data is compared to weight collected from the truck scale for comparison and the details are data entered into Cietrade.

One of the benefits of Cietrade is its supplier portal. It allows the City access to data on the material received, rebates paid and all other relevant information. The City of Jackson will be able to run reports. In addition, we will share reporting with you when payments are made. We prefer payment via ACH transfer, but can issue checks if that's preferred. Our standard payment terms are 15th of the month following.

We will gladly demo the Cietrade Portal and explain how the City can benefit by using it.

A tour of our facility in Maryland Heights, MO is available to a delegation of the City of Jackson upon request. We are completely open to our suppliers visiting and touring our facility.

The most recent inspection report done by St.Louis County has been included.

Comprehensive pricing structure, including any proposed revenue sharing models

Pricing as per September 2025

Cardboard*	\$25/ton (PPW OCC Midwest HS – 40)	rebate
Office Paper	\$40/ton	rebate
Magazines	\$40/ton	rebate
Newspaper	\$40/ton	rebate
Aluminum cans	\$1,220/ton	rebate
Steel cans	\$80/ton	rebate
HDPE milk jugs*	\$600/ton	rebate
HDPE mix color jugs*	\$20/ton	rebate
PET Bottles*	\$20/ton	rebate
#5 PP tubs and lids*	\$40/ton	rebate
Grocery bags*	\$0/ton	
Wood Pallets	\$0/ton	
Freight	\$300/haul	Cost
Trailer rental	\$350/month per trailer	Cost

All commodities list above with an asterix behind it, will need to be baled by the City of Jackson.

Cardboard pricing is based on the PPW index. A monthly overview which follows the market pricing for paper recycling. All other pricing is driven by market, these will fluctuate over time to adapt to market conditions. The PPW Index is published monthly and we can share this document with you.

Copy of September PPW report has been attached.

At least three references from comparable clients

Derek Gould

Director of Solid Waste

Shelby County Solid Waste & Recycling

170 Windhurst Way

Shelbyville, KY 40065

Ph. 502-633-2699

derek.gould@shelbycoky.com

Sergeant Mike Menser

Recycling Center Supervisor

Western Kentucky Correctional Complex

270-388-9781 Ext. 2016

corrections.ky.gov

Mike.Menser@ky.gov

State of Missouri

Cameron Gehlert, State Recycling Coordinator

Missouri State Recycling Program

573-536-8887

recycling@oa.mo.gov

None-governmental references in the Jackson, MO area

Mondi Jackson LLC

Don Farrow, Logistics/Extrusion Manager

14591 State Hwy 177

Jackson, MO 63755

573 335 4900 x2503

Don.farrow@mondigroup.com

DeWitt Company, Inc

Joseph Harp, Procurement Manager

905 South Kingshighway

Sikeston, MO 63801

800 888 9669 x116

jharp@dewittcompany.com

Newell – Rubbermaid

1901 Lee Avenue

Jackson, MO 63755

Jaime M. Holvey, Manager Indirect Sourcing Energy & Facilities Services

Newell Brands Inc

404 615-3077

Jaime.Holvey@newellco.com

Proof of insurance coverage and copies of applicable licenses or permits

- City of Maryland Heights
 - Commercial Occupancy Permit
- St Louis County
 - Recovered Material Center Facility License
 - Recovered Material Center Facility Inspection report
- Certificate of Insurance



City of
MARYLAND HEIGHTS

PERMIT # COP20-1880

11911 Dorsett Road
Maryland Heights, MO 63043
t: 314.291.6550
f: 314.291.7457
www.marylandheights.com

COMMERCIAL OCCUPANCY PERMIT

THIS IS TO CERTIFY THAT AN OCCUPANCY PERMIT HAS BEEN
ISSUED BY THE DEPARTMENT OF COMMUNITY DEVELOPMENT,

TO: Federal International Recycling and Waste Solutions, LLC

FOR THE PREMISES KNOWN AS

**12111 Prichard Farm Rd
Maryland Heights, MO 63043**

TO BE USED FOR:

Materials Recovery Facilities

PROPERTY OWNER:

125111 PRICHARD FARM, LLC
7935 CLAYTON RD
ST. LOUIS, MO 63117

OCCUPIED AREA:	75600
USE GROUP:	F-1
CONSTRUCTION CLASS:	2B

PERMIT CONDITIONS:

The City of Maryland Heights does not intend, nor does it warrant, insure or guarantee to the holders of this permit, to his or her assignee or to any other interested party, that the premises are without violations of any provision of this or any other ordinance.

Issued By:

Paul Garlock


PAUL GARLOCK, BUILDING COMMISSIONER

12/06/2021

DATE

PERMIT # COP20-1880

MAXIMUM OCCUPANCY: 166



SAINT LOUIS COUNTY
Public Health

RECOVERED MATERIAL CENTER FACILITY LICENSE

License No. 0528

Date: 02-26-2025

Owner/Operator: Federal International Recycling
and Waste Solutions, LLC

Facility Name: Federal International Recycling
and Waste Solutions

is hereby granted permission to operate a Recovered
Material Center Facility located 12111 Prichard Farms Road,
Maryland Heights, Missouri 63043 under and in accordance
with Chapter No. 607 of Saint Louis County and subject to
the rules and regulations of the DEPARTMENT OF PUBLIC
HEALTH.

Expiration Date: 02-15-2026

Issued at Berkeley, Missouri
This Twenty-sixth Day of February 2025

Director, Environmental Services

Director

This license is subject to the conditions in the Application and
the conditions set forth in the department's attached letter
and is valid until suspended or revoked by the DEPARTMENT
OF PUBLIC HEALTH. It must be kept posted in a conspicuous
place on the premises for which it was issued.



SAINT LOUIS COUNTY
Public Health

June 17, 2025

Tony DeCaro
Federal International Recycling and Waste Solutions, LLC
12111 Prichard Farms Road
Maryland Heights Missouri 64043

Dear Mr. DeCaro.:

Enclosed is a checklist and report of an inspection of the Federal International conducted on June 10, 2025, by Mike Viles with the Saint Louis County Department of Public Health Waste Management Program. The inspection was conducted to assess the facility's compliance with Operating License #0528 and with regulations pursuant to the Saint Louis County Waste Management Code, Chapter 607.

The checklist and report may contain recommendations that the inspector has determined are warranted based on their findings at the facility. Please review the checklist and report, and implement the recommendations presented.

If you have questions or comments, please contact Mike Viles at (314) 314-615-4032 or me at (314) 615-4120.

Regards,

John McCormick
Project Manager, Environmental Services
Saint Louis County
6121 North Hanley Road
Berkeley, Missouri 63134

MV/JM:kt

- C: Kendra Kent, Federal International Waste and Recycling LLC (via email)
Carrie Dickhans, Director, Environmental Services (via email)
Kathrina Donegan, MBA, Manager, Air Pollution Control & Waste Mgmt. (via email)
John McCormick, Project Manager, Environmental Services (via email)



SAINT LOUIS COUNTY
Public Health

**Saint Louis County
Waste Management Program
Field Services Section**

**Recovered Material Center Facility
Inspection Report**

Inspection Date: June 10, 2025
 Facility Owner: Federal International
 Facility Name: Federal International
 Facility Address: 12111 Prichard Farms Rd
Maryland Hts MO 64043
 Mailing Address: Same

Reporting Period: YTD
 Incoming Material: 41,363 Ton
 Outgoing Material: 2,746 Ton
 Permit Number: 0528
 Permit Expires: 02/15/2026

Revised Code of St. Louis County, Missouri Codified through Ordinance No. 28,903, Chapter 607
 Check all sections: S-Satisfactory/No Violation Observed; * -Area(s) requiring additional attention, U-Unsatisfactory

Subsection	S	*	U	N/A	SITE DESIGN AND CONSTRUCTION
1200	X				Current/valid license for the operation of facility
1201	X				Approved recovered material facility operations plan
1202	X				Public liability insurance and workers' compensation coverage in force
1204	X				Closure bond in force
1205 (1)	X				Personnel on site trained on unacceptable materials
1205 (2)	X				Posted signage complies with ordinance requirements
1205 (3)	X				Facility operations comply with the approved facility plan
1205 (4)	X				Storage/staging areas clearly designated for incoming loads
(4)	X				Processing areas have sufficient space for operation/storage
1205 (5)	X				Compliance with handling, storage, disposal requirements as set by Federal, State and/or local jurisdictions
1205 (6)	X				Water discharged from the facility appropriately monitored
(6)	X				Water discharged in compliance with applicable standards
1205 (7)	X				Unloading and loading areas cleaned as spillage occurs
1205 (8)	X				Dust, dirt, particulate matter, and litter (from traffic and operations) managed from migrating off site
1205 (9)	X				Facility minimizes the generation of odors
(9)	X				Corrective actions implemented should odors be detected beyond perimeter
1205 (10)	X				Litter shall not leave the perimeter of the facility
(10)	X				Litter collected daily and placed in a secure container
1205 (11)	X				Residues/litter/processed waste stored in containers appropriate for transport
1205 (12)	X				Waste storage areas cleaned at least weekly
(12)	X				Waste disposed of at least weekly
1205 (13)	X				Materials for recovery stored in a way that prevents vectors

(13)	X				Materials for recovery stored in a way that prevents moving beyond property boundaries
1205 (14)	X				Vector control programs implemented
1205 (15)	X				Materials stored not to exceed the maximum amount established by approved facility plan
1205 (16)	X				Material pile heights \leq 15 feet (unless otherwise stated in approved facility plan)
1205 (17)	X				Material pile widths \leq 25 feet (unless otherwise stated in approved facility plan)
(17)	X				Scavenging prohibited (unless otherwise stated in approved facility plan)
1205 (18)	X				Facility access limited to when responsible personnel on duty
(18)	X				Fire extinguishers provided on all equipment
1205 (19)	X				"Hot Load" area clear and readily accessible (or facility following provisions as stated in facility plan)
1205 (20)	X				Materials on site \leq 6 months (unless otherwise stated in approved facility plan)

GENERAL COMMENTS/OBSERVATIONS:

Date & Time: June 10, 2025 @ 10:15am

Weather: 70° F, 62% Humidity, Wind out of the West at 4 mph, clear skies

Facility Representative(s): Tony DeCaro


St. Louis County Representative(s): Mike Viles

Inspection Type: Routine Compliance Inspection

- The facility appeared to be moderately full at the time of inspection.
- Minor debris was noted at the entrance to the facility, and along the back fence line. No litter had left the footprint of the facility.
- All on-site equipment appeared to be in proper working order.
- No notable odors coming from the facility.
- Facility appeared to be compliant with Saint Louis County Waste Code Ordinances at the time of inspection.

PHOTOGRAPHS:


SEE NEXT PAGE




1- Minor litter at facility entrance



2- Outside yard.



3- Material on top of fence.



4- Single stream material to be bailed.



ITEMS REQUIRING ACTION/CORRECTION:

- Continue compliance with the approved operating plan, operating License #0528 and with regulations pursuant to the Saint Louis County Waste Management Code, Chapter 607

Michael Viles

Signature of Inspector

Michael Viles
Name of Inspector

John McCormick

Signature of Reviewer

John McCormick
Name of Reviewer



CERTIFICATE OF LIABILITY INSURANCE

DATE (MM/DD/YYYY)

12/23/2024

THIS CERTIFICATE IS ISSUED AS A MATTER OF INFORMATION ONLY AND CONFERS NO RIGHTS UPON THE CERTIFICATE HOLDER. THIS CERTIFICATE DOES NOT AFFIRMATIVELY OR NEGATIVELY AMEND, EXTEND OR ALTER THE COVERAGE AFFORDED BY THE POLICIES BELOW. THIS CERTIFICATE OF INSURANCE DOES NOT CONSTITUTE A CONTRACT BETWEEN THE ISSUING INSURER(S), AUTHORIZED REPRESENTATIVE OR PRODUCER, AND THE CERTIFICATE HOLDER.

IMPORTANT: If the certificate holder is an ADDITIONAL INSURED, the policy(ies) must have ADDITIONAL INSURED provisions or be endorsed. If SUBROGATION IS WAIVED, subject to the terms and conditions of the policy, certain policies may require an endorsement. A statement on this certificate does not confer rights to the certificate holder in lieu of such endorsement(s).

PRODUCER Arthur J. Gallagher Risk Service Management, LLC 12444 Powerscourt Drive Suite 500 St. Louis MO 63131	CONTACT NAME: Kathleen M. Gilbert PHONE (A/C, No, Ext): 314-800-2245 E-MAIL ADDRESS: Kathleen_Gilbert@ajg.com FAX (A/C, No):
INSURED Federal International Recycling and Waste Solutions, LLC 7935 Clayton Rd Saint Louis MO 63117-1369	INSURER(S) AFFORDING COVERAGE INSURER A: Hartford Fire Insurance Company INSURER B: Hartford Underwriters Insurance Company INSURER C: Travelers Property Casualty Co of America INSURER D: StarStone Specialty Insurance Company INSURER E: INSURER F:

COVERAGES

CERTIFICATE NUMBER: 1897210146

REVISION NUMBER:

THIS IS TO CERTIFY THAT THE POLICIES OF INSURANCE LISTED BELOW HAVE BEEN ISSUED TO THE INSURED NAMED ABOVE FOR THE POLICY PERIOD INDICATED. NOTWITHSTANDING ANY REQUIREMENT, TERM OR CONDITION OF ANY CONTRACT OR OTHER DOCUMENT WITH RESPECT TO WHICH THIS CERTIFICATE MAY BE ISSUED OR MAY PERTAIN, THE INSURANCE AFFORDED BY THE POLICIES DESCRIBED HEREIN IS SUBJECT TO ALL THE TERMS, EXCLUSIONS AND CONDITIONS OF SUCH POLICIES. LIMITS SHOWN MAY HAVE BEEN REDUCED BY PAID CLAIMS.

INSR LTR	TYPE OF INSURANCE	ADDL INSD	SUBR WVD	POLICY NUMBER	POLICY EFF (MM/DD/YYYY)	POLICY EXP (MM/DD/YYYY)	LIMITS
A	<input checked="" type="checkbox"/> COMMERCIAL GENERAL LIABILITY <input type="checkbox"/> CLAIMS-MADE <input checked="" type="checkbox"/> OCCUR GEN'L AGGREGATE LIMIT APPLIES PER: <input type="checkbox"/> POLICY <input type="checkbox"/> PRO-JECT <input checked="" type="checkbox"/> LOC OTHER:			83UENOD1217	1/1/2025	1/1/2026	EACH OCCURRENCE \$ 1,000,000 DAMAGE TO RENTED PREMISES (Ea occurrence) \$ 500,000 MED EXP (Any one person) \$ 25,000 PERSONAL & ADV INJURY \$ 1,000,000 GENERAL AGGREGATE \$ 2,000,000 PRODUCTS - COMP/OP AGG \$ 2,000,000 \$
A	<input checked="" type="checkbox"/> AUTOMOBILE LIABILITY <input checked="" type="checkbox"/> ANY AUTO <input type="checkbox"/> OWNED AUTOS ONLY <input checked="" type="checkbox"/> SCHEDULED AUTOS <input type="checkbox"/> HIRED AUTOS ONLY <input type="checkbox"/> NON-OWNED AUTOS ONLY <input checked="" type="checkbox"/> Comp-\$1,000 <input checked="" type="checkbox"/> Coll-\$1,000			83UENOD1218	1/1/2025	1/1/2026	COMBINED SINGLE LIMIT (Ea accident) \$ 2,000,000 BODILY INJURY (Per person) \$ BODILY INJURY (Per accident) \$ PROPERTY DAMAGE (Per accident) \$ \$
C	<input checked="" type="checkbox"/> UMBRELLA LIAB <input checked="" type="checkbox"/> OCCUR <input type="checkbox"/> EXCESS LIAB <input type="checkbox"/> CLAIMS-MADE <input type="checkbox"/> DED <input checked="" type="checkbox"/> RETENTION \$ 10,000			CUP-7S946921-25-NF	1/1/2025	1/1/2026	EACH OCCURRENCE \$ 2,000,000 AGGREGATE \$ 2,000,000 \$
B	WORKERS COMPENSATION AND EMPLOYERS' LIABILITY ANY PROPRIETOR/PARTNER/EXECUTIVE OFFICER/MEMBER EXCLUDED? (Mandatory in NH) If yes, describe under DESCRIPTION OF OPERATIONS below	Y/N <input type="checkbox"/>	N/A	83WEOD1216	1/1/2025	1/1/2026	<input checked="" type="checkbox"/> PER STATUTE <input type="checkbox"/> OTH-ER E.L. EACH ACCIDENT \$ 1,000,000 E.L. DISEASE - EA EMPLOYEE \$ 1,000,000 E.L. DISEASE - POLICY LIMIT \$ 1,000,000
D	Property/Leased Equipment			CSP00086055P-00	2/15/2024	2/15/2025	Leased - BPP \$2,500,000 Blanket


DESCRIPTION OF OPERATIONS / LOCATIONS / VEHICLES (ACORD 101, Additional Remarks Schedule, may be attached if more space is required)

CERTIFICATE HOLDER**CANCELLATION**

SHOULD ANY OF THE ABOVE DESCRIBED POLICIES BE CANCELLED BEFORE THE EXPIRATION DATE THEREOF, NOTICE WILL BE DELIVERED IN ACCORDANCE WITH THE POLICY PROVISIONS.

AUTHORIZED REPRESENTATIVE

Additional documents included



WOMEN'S BUSINESS ENTERPRISE
NATIONAL COUNCIL

JOIN FORCES. SUCCEED TOGETHER.

hereby grants

National Women's Business Enterprise Certification

to

Federal International Recycling and Waste Solutions, LLC

who has successfully met WBENC's standards as a Women's Business Enterprise (WBE).


This certification affirms the business is woman-owned, operated and controlled and is valid through the date herein.

WBENC National WBE Certification was processed and validated by Women's Business Development Center - Midwest, a WBENC Regional Partner Organization.

Certification Granted: November 22, 2022

Expiration Date: November 30, 2025

WBENC National Certification Number: WBE2202906



Authorized by Emilia DiMenco, President &
CEO Women's Business Development Center -
Midwest

NAICS: 562920, 423930, 561990, 562111
UNSPSC: 76122300



PPI Pulp & Paper Week

Monthly Recovered Paper Prices

Yellow Sheet

US OCC prices mostly firm, fall off the West Coast with DSOCC's \$5/ton FAS decline; SOP, pulp subs decrease

For the second straight month, prices for US old corrugated containers (OCC) mostly remained firm in September, save for \$5 per short ton decreases off the West Coast with reduced export pricing and demand, according to Fastmarkets' pricing survey and market report published on Friday, September 5.

Pricing for new double-lined kraft corrugated cuttings (DLK) dipped down by \$5 per short ton at the FOB seller's dock in every US region this month as buyers pushed back on demand and supplies grew. Recent announcements for PM shuts, including by major consumer International Paper and Georgia-Pacific, among others, as well as slowed demand from US recycled pulp producers, tightened the spread between US OCC and DLK in nearly every region to \$15 per short ton this month.

"There is a lot of double-lined that is on the market because of these closures," a mill buyer source said on September 4.

DLK's declines this month slumped prices in the Northeast to \$80-85 per short ton. In the Midwest, prices fell to \$75-80 per ton. In the Southeast, DLK dipped to \$85-90 per ton. In the Southwest, prices decreased to \$60-65 per ton. In the Los Angeles region, pricing for DLK fell to \$50-55 per ton. In San Francisco, \$30-35. In the Pacific Northwest, DLK declined down to \$55-60 per ton.

For OCC, prices eroded off the West Coast by \$5 per short ton to \$40-45 per short ton out of the Los Angeles region, to \$20-25 per ton in San Francisco, and to \$35-40 per ton in the Pacific Northwest.

In the Southeast, pricing for OCC remained at \$70-75 per ton at the FOB seller's dock. In the Northeast, OCC prices held at \$65-70 per ton at the FOB seller's dock. Prices were at \$60-65 per ton at the FOB seller's dock in the Midwest. In the Southwest prices held at \$45-50 per ton.

US OCC prices had dipped down for three consecutive months from May through July with less mill demand. Stunted supplies in the summer months as seasonally expected helped to hold prices firm in August and again in September, sources said this week.

Like in August, premiums for OCC remained mostly unchanged month on month. OCC's premium stood at \$20-30 per short ton in most trades, sources said.

Finished product demand. Mill downtime in September again is expected to occur less frequently than in recent months, sources said, however, some market players speculate downtime is occurring without fanfare.

Mills are planning for maintenance downtime in October and November, producers said this week.

"They're not saying they're taking downtime due to the market, and I'm sure it's happening," a source in the Pacific Northwest said of domestic mills in that region. "Everyone is trying to ship to domestic mills."

Major producers in the Pacific Northwest were said to be offering extra bulk grade tons to other domestic mills in the West Coast region.

One mill source said on September 4 that for finished product demand, "We don't see extraordinarily heavy order books."

Another producer, in the East, told Fastmarkets this week that, "All the mills are talking downtime."

Like others, the source said the demand picture for end products does not look good in North America in coming months, despite the upcoming holidays when paper and board demand typically has a seasonal demand uptick.

Mixed mostly stable. US mixed paper pricing remained mostly steady in September, except for the West Coast pricing decreases.

Prices stood at \$25-30 per ton at the FOB seller's dock in the Northeast. In the Midwest and Southeast, mixed paper prices held at \$30-35 per ton. In the Southwest, prices held at \$10-15 per ton. In Los Angeles, mixed paper prices declined to \$25-30 per ton, and fell to \$20-25 per ton in the San Francisco region. In the Pacific Northwest, mixed paper fell to \$15-20 per ton.

"We haven't really had to struggle at all to move tons or to buy tons," a producer source said on September 4 of mixed paper. "Mixed paper has not been a problem for us."

SOP down \$5-10. Prices for sorted office paper (SOP), coated book stock (CBS), and all high deinking grades as well as pulp substitutes slipped by a range of \$5-10 per short ton at the FOB seller's dock in September, according to Fastmarkets' market report and pricing survey.

Sources this week said mill buyers reduced premiums and prices for white deinking grades.

Several major producers told Fastmarkets this week that there is an "oversupply" of SOP and white grades in the US.

Spot pulp prices for bleached eucalyptus kraft (BEK) is at \$540 per metric tonne from several Brazilian and European producers, sources said this week. Earlier

this year, the spot price for BEK was \$580 to \$620 per metric tonne, a \$40 to \$80 per tonne decline.

Demand from Mexico stuck more so for SOP in September than CBS, sources said this week.

DSOCC down \$5 FAS. After OK demand in August, export demand for US tons decreased in September as mill buyers in Southeast Asia reduced orders and prices like they did in July.

Export pricing for No11 OCC and No12 double-sorted old corrugated containers (DSOCC) fell by \$5 per short ton FAS this month, bringing down No11 OCC at \$127-130 per short ton FAS out of the New York/New Jersey ports, and to \$125-128 per short ton FAS out of the Los Angeles/Long Beach ports. No12 DSOCC decreased to \$137-140 per short ton FAS out of the New York/New Jersey ports, and at \$135-138 per short ton out of the Los Angeles/Long Beach ports.

Export SOP prices slipped, too, with orders, falling to \$217-220 per short ton FAS out of the New York/New Jersey ports, and down to \$202-205 per short ton FAS out of the Los Angeles/Long Beach ports.

A large seller described the US bulk grade export buying landscape on September 5 as: "Export remains weak with all of our overseas markets having poor demand and falling (recovered) paper prices. ... Packers are finally receptive to dropping FAS pricing as they complete their older/higher price PO's and come to realize there is no more old orders in the market to fill."

-by mworkman@fastmarkets.com

PRICE WATCH: Recovered Paper - Domestic

September 5, 2025

Incorporating Official Board Markets

US\$ per short ton for open market purchases by mills, FOB seller's dock, for delivery this month. (Further specifications below.)

	Northeast						LA-SF		
	New England	New York	Buffalo	Midwest (Chicago) ³	Southeast ³	Southwest ³	LA	SF	Pacific NW ³
MIXED PAPER									
Mixed Paper (54)	25-30 (+0)	25-30 (+0)	25-30 (+0)	30-35 (+0)	30-35 (+0)	10-15 (+0)	25-30 (-5)	20-25 (-5)	15-20 (-5)
BROWN GRADES									
Boxb cutt (4) - OBM*	45-50 (+0)	45-50 (+0)	40-45 (+0)	35-40 (+0)	45-50 (+0)	25-30 (+0)	20-25 (-5)	5-10 (-5)	20-25 (-5)
OCC (11) - OBM*	65-70 (+0)	65-70 (+0)	65-70 (+0)	60-65 (+0)	70-75 (+0)	45-50 (+0)	40-45 (-5)	20-25 (-5)	35-40 (-5)
DLK (13) - OBM*		80-85 (-5)		75-80 (-5)	85-90 (-5)	60-65 (-5)	50-55 (-5)	30-35 (-5)	55-60 (-5)
GROUNDWOOD									
Sorted Residential Papers & News (56) ⁴	50-55 (+0)	50-55 (+0)	50-55 (+0)	40-45 (+0)	55-60 (+0)	35-40 (+0)	35-40 (-5)	25-30 (-5)	20-25 (-5)
	Northeast						LA-SF ²		
OMG (10)		85-90 (-5)		75-80 (-5)	75-80 (-5)	75-80 (-5)	90-100 (-5)		60-65 (-5)
CGS (44)		85-90 (-5)		75-80 (-5)	75-80 (-5)	75-80 (-5)	80-85 (-5)		55-60 (-5)
SCN (58)		140-150 (-5)		140-150 (-5)	150-160 (-5)	165-175 (-5)	150-160 (-5)		90-100 (-5)
WBN (24)		265-275 (-5)		255-265 (-5)	255-265 (-5)	275-285 (-5)	240-250 (-5)		185-195 (-5)
HIGH GRADES									
SOP (37)		120-130 (-5)		115-125 (-5)	120-130 (-5)	120-130 (-5)	145-155 (-10)		85-90 (-5)
CBS (43)		120-130 (-5)		115-125 (-5)	120-130 (-5)	120-130 (-5)	135-145 (-10)		85-90 (-5)
SBS heavy print (45)		145-155 (-5)		125-135 (-5)	125-135 (-5)		170-180 (-10)		
SWL (40)		165-175 (-5)		150-160 (-5)	160-170 (-5)	190-200 (-10)	205-215 (-10)		155-165 (-5)
MWL (41) ¹		170-180 (-5)		155-165 (-5)	160-170 (-5)	190-200 (-10)	200-210 (-10)		170-180 (-5)
SBS light print (45)		175-185 (-5)		145-155 (-5)	155-165 (-5)	180-190 (-10)	205-215 (-10)		
PULP SUBS									
SBS unprinted (47)		195-205 (-5)		200-210 (-5)	225-235 (-5)	225-235 (-10)	230-240 (-10)		
HWS (30)		215-225 (-5)		215-225 (-5)	245-255 (-5)	250-260 (-10)	245-255 (-10)		
HWEC (31)		245-255 (-5)		250-260 (-5)	265-275 (-5)	270-280 (-10)	300-310 (-10)		245-255 (-5)

* OBM PRICES

Prices for grades designated "OBM" are a continuation of the prices originally published in Official Board Markets ("OBM", "The Yellow Sheet") and are reported on the same basis as published historically in OBM. See www.risi.com/RCPmethodology for a complete description of what has and has not changed about OBM prices. (Price not marked * are consistent with prices published historically in P&PW.)

SPECIFICATIONS

Prices represent open market board and paper mill purchases agreed to for delivery in the indicated month. Contractually indexed transactions are excluded. Specifications: baled; full-truckload quantities, exclusive of delivery charges, premium or distress lots, and of all subsequent charges for packing, handling, destination considerations, or other special charges. Grades and preparation requirements are as defined in the current ISRI Scrap Specifications Circular.

NOTES

1. Preconsumer.
2. The price on the low end of the range is for the Bay Area and the price at the top end of the range is for the Los Angeles area.
3. As of Oct 2012, these region names were changed from a city to a region (e.g. "Chicago" to "Midwest"). This is a change in title, not in methodology. All references to the new names (e.g. "Midwest") as they apply to each price series above are consistent with the legacy names (e.g. "Chicago").
4. ONP #8 can be replaced with SRP #56 in formulas used to derive ONP#8 price.
5. Change reflects the difference between the high of the current month and the high of the previous month.

DISCLAIMER

While the information contained in this report has been obtained from sources believed to be reliable, Fastmarkets RISI does not warrant or guarantee the accuracy and completeness of the information. All prices are best estimates of prices, and are composite prices as opposed to median or average prices.

PRICE WATCH: Recovered Paper - Export

Open market transactions for delivery this month, US\$. (Further specifications noted at right.)

September 5, 2025

	Destination	New York ¹		LA ²	SF/Oakland
FAS port of origin (per ton)			Change ⁴		
Mixed Paper (54)	Asia	82 - 85	(-3)	77 - 80 (-3)	72 - 75 (-3)
OCC (11)	Asia	127 - 130	(-5)	125 - 128 (-5)	120 - 123 (-5)
Double Sorted OCC (12)	Asia	137 - 140	(-5)	135 - 138 (-5)	130 - 133 (-5)
DLK (13)	Asia	152 - 155	(-5)	152 - 155 (-5)	147 - 150 (-5)
Sorted Residential Papers & News (56)	Asia	92 - 95	(-3)	85 - 88 (-3)	75 - 78 (-3)
CGS/OMG (44,10)	Asia	147 - 150	(+0)	122 - 125 (-5)	
SOP (37)	Asia	217 - 220	(-5)	202 - 205 (-10)	192 - 195 (-10)
SWL (40) ³	Asia	292 - 295	(-10)	267 - 270 (-10)	257 - 260 (-10)
CFR to destination port (per tonne) ^{5, 6}					
OCC (11)	India	187 - 190	(-5)		
Double-sorted OCC (12)	India	197 - 200	(-5)		

SPECIFICATIONS

Prices represent open market purchases agreed to for delivery within 30 days. Contractually indexed transactions (i.e. transactions whose price is determined in whole or in part by a formula in a long-term contract) are excluded. Specifications: baled; full-truckload quantities; exclusive of premium or distress lots. Grades and preparation requirements are as defined in the current ISRI Scrap Specifications Circular (now PS-13).

NOTES

1. "New York" includes ports in Northern New Jersey
2. "LA" includes Long Beach and LA ports
3. SWL prices are for ports in South Korea, Indonesia, and Thailand
4. Change reflects the difference between the high of the current month and the high of the previous month.
5. As of April 2019, assessments of OCC (11) bound for China, SCN (58) bound for non-China asia and all grades FAS Chicago were discontinued.
6. As of January 2021, assessments of DLK (13) CFR China, were discontinued. The destination of all FAS assessments for grades bound for China was changed to Asia.

The next issue of *PPI Pulp & Paper Week Monthly Recovered Paper Prices* will be available on Monday, October 6th. View the full year's recovered paper prices schedule [here](#).