

City of Iowa Colony

Operations Report for the meeting held on April 20th, 2026.

Management Report Summary

1. Maintenance & Repairs:

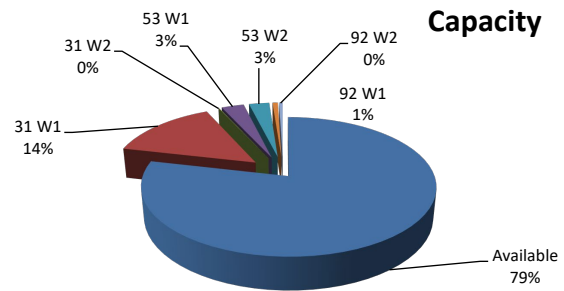
- **Wastewater Treatment Plant**
 - i. WWTP#1 – Vactor truck work to washdown clarifiers headworks and chlorine basin.
- **Lift Station**
 - i. Green Paradise Dr – Replaced outlet and installed new weatherproof cover.
- **Water Distribution**
 - i. In City – 3 excavations to relocate taplines outside area of driveway / sidewalk..
 - ii. 2727 White Gold Rd – Excavation to repair water main.
- **Water Plant**
 - i. WP#1 – Relocated valves behind polyphosphate tank.
- **Storm Sewer Collection**
 - i. Nothing to report.
- **Sanitary Sewer**
 - i. 9427 Copper Cove Ln – Jett truck work to clear blockage in sanitary main.

City of Iowa Colony Production Report

MARCH 2026 PUMPAGE X 1,000 GALS												
Date	B031 Well 1	B031 Well 2	B053 Well 1	B053 Well 2	B092 Well 1	B092 Well 2	Total	Capacity	Bought	From	Sold	To
1	893	0	179	196	50	0	1,318	22.6%	107	BFB3	0	BC87
2	921	34	191	169	0	8	1,323	22.7%	105	BFB3	0	BC87
3	906	0	146	126	0	35	1,213	20.8%	107	BFB3	0	BC87
4	753	0	151	124	0	50	1,078	18.5%	99	BFB3	0	BC87
5	849	0	134	152	0	51	1,186	20.4%	107	BFB3	0	BC87
6	735	0	131	124	0	53	1,043	17.9%	107	BFB3	0	BC87
7	680	0	191	152	0	46	1,069	18.3%	78	BFB3	0	BC87
8	895	0	228	233	0	82	1,438	24.7%	107	BFB3	0	BC87
9	768	0	156	163	0	45	1,132	19.4%	107	BFB3	0	BC87
10	717	0	148	112	0	59	1,036	17.8%	58	BFB3	0	BC87
11	717	0	143	112	0	65	1,037	17.8%	107	BFB3	0	BC87
12	744	0	146	114	0	60	1,064	18.3%	107	BFB3	0	BC87
13	720	0	148	122	0	63	1,053	18.1%	124	BFB3	0	BC87
14	785	0	132	123	0	58	1,098	18.8%	107	BFB3	0	BC87
15	1,034	0	225	174	0	35	1,468	25.2%	107	BFB3	0	BC87
16	712	44	198	152	108	31	1,245	21.4%	135	BFB3	0	BC87
17	738	0	179	108	73	0	1,098	18.8%	107	BFB3	0	BC87
18	798	0	159	138	29	0	1,124	19.3%	107	BFB3	0	BC87
19	899	0	204	125	55	0	1,283	22.0%	157	BFB3	0	BC87
20	707	0	146	103	121	0	1,077	18.5%	107	BFB3	121	BC87
21	990	0	176	213	202	0	1,581	27.1%	107	BFB3	0	BC87
22	941	0	259	221	69	0	1,490	25.6%	97	BFB3	0	BC87
23	941	0	106	230	82	0	1,359	23.3%	107	BFB3	0	BC87
24	908	0	139	203	94	0	1,344	23.1%	88	BFB3	0	BC87
25	774	0	244	110	101	0	1,229	21.1%	107	BFB3	0	BC87
26	953	0	187	128	69	0	1,337	22.9%	107	BFB3	0	BC87
27	781	0	150	143	80	0	1,154	19.8%	22	BFB3	0	BC87
28	901	0	173	143	77	0	1,294	22.2%	107	BFB3	0	BC87
29	1,145	0	263	195	66	0	1,669	28.6%	20	BFB3	0	BC87
30	1,036	0	204	192	0	97	1,529	26.2%	107	BFB3	0	BC87
31	812	40	106	232	0	48	1,238	21.2%	6	BFB3	0	BC87
TOTAL:	26,153	118	5,342	4,832	1,276	886	38,607		3,022		0	

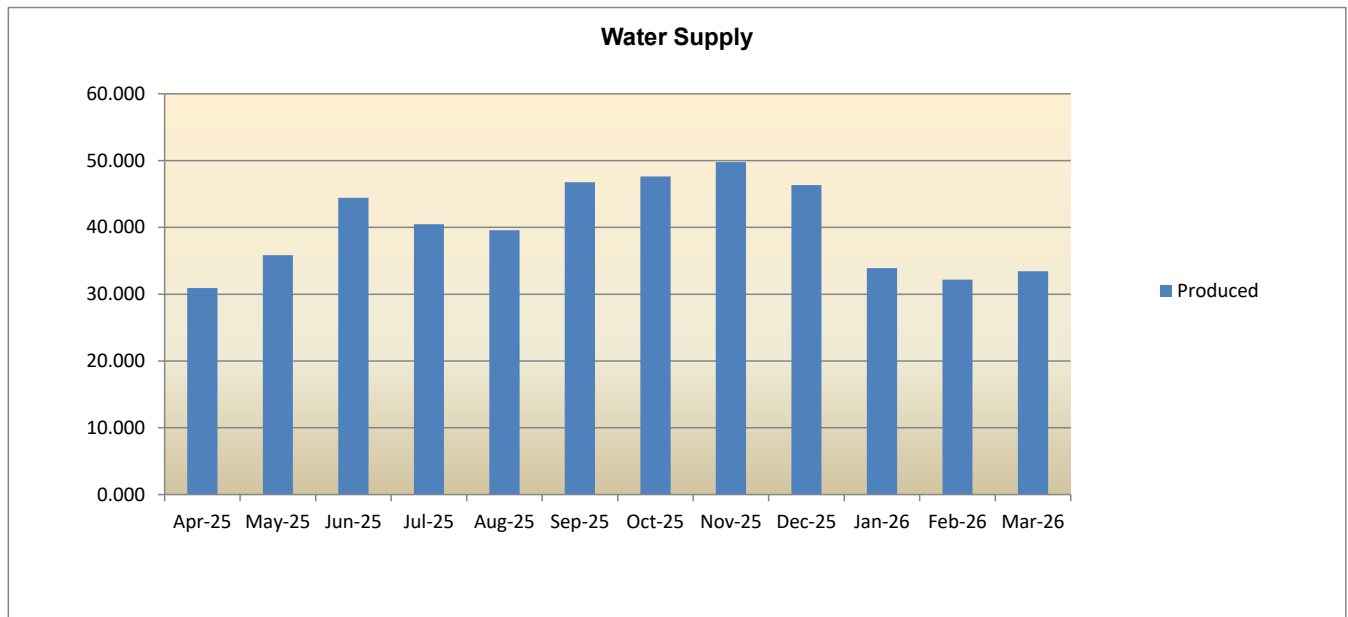
BC31 PERMIT	PERMIT TERM	GALLONS PUMPED	PERMIT USED	MONTHS	
				AVAIL	PROJ
325,000	x 1,000 gallons	48,833	15%	0	68
BC53 PERMIT	PERMIT TERM	GALLONS PUMPED	PERMIT USED	MONTHS	
				AVAIL	PROJ
210,000	x 1,000 gallons	38,600	18%	0	53
BC92 PERMIT	PERMIT TERM	GALLONS PUMPED	PERMIT USED	MONTHS	
				AVAIL	PROJ
30,000	x 1,000 gallons	8,282	28%	3	24

WATER WELL	PRODUCT TEST	GPM	DAILY CAPACITY
BC31 1	12/1/25	1251	1,801
BC31 2	12/1/25	617	851
BC53 1	12/2/25	544	783
BC53 2	12/2/25	606	873
BC92 1	11/13/25	512	737
BC92 2	11/13/25	542	780
TOTAL			5,826



City of Iowa Colony Accountability Report

Billing Period	Produced	Purchased I/C BFB3	Total Supplied	Metered COIC	Unmetered	Repairs	Accountability	Four month average
03/12/25 - 04/09/25	30.932	0.000	30.932	30.115	0.306	0.000	98.35%	102.44%
04/10/25 - 05/09/25	35.850	3.063	38.913	37.958	0.229	0.000	98.13%	102.59%
05/10/25 - 06/09/25	44.430	3.265	47.695	46.345	0.244	0.000	97.68%	99.23%
06/10/25 - 07/09/25	40.466	4.040	44.506	42.442	0.131	0.000	95.66%	97.46%
07/10/25 - 08/07/25	39.579	4.459	44.038	45.027	0.172	0.000	102.64%	98.53%
08/8/25 - 09/08/25	46.759	3.998	50.757	50.142	0.126	0.000	99.04%	98.75%
09/9/25 - 10/07/25	47.636	6.669	54.305	53.969	1.633	0.162	102.69%	100.00%
10/8/25 - 11/06/25	49.772	6.711	56.483	53.748	0.163	0.000	95.45%	99.95%
11/7/25 - 12/10/25	46.332	4.106	50.438	46.167	0.166	0.000	91.86%	97.26%
12/11/25 - 01/09/26	33.894	2.086	35.980	34.596	0.193	0.000	96.69%	96.67%
01/10/26 - 02/09/26	32.167	2.072	34.239	31.394	0.366	1.841	98.14%	95.53%
02/10/26 - 03/10/26	33.420	3.022	36.442	35.921	0.396	0.000	99.66%	96.59%



Wastewater Treatment Plant #1

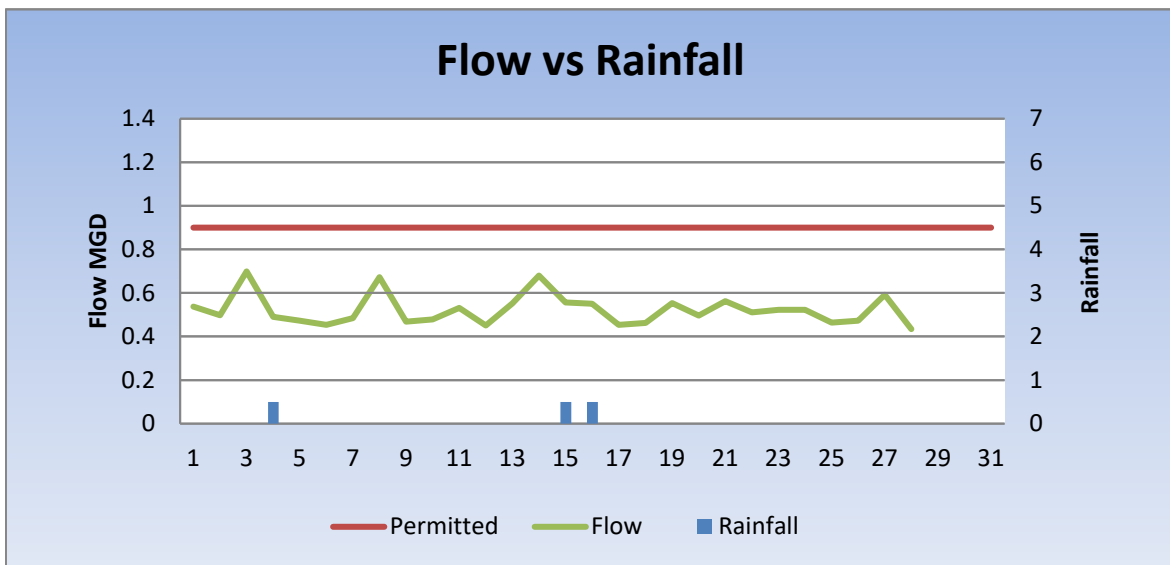
BC31 Plant

Permit # 14546-001
Expires: 7/31/2028

Design: 0.900 MGD
Utilized 58.0%

PARAMETER		UNITS	PERMIT LIMITS	Feb-26 RESULTS	EXCURSION
Dissolved Oxygen:	Min	mg / l	4.0	7.0	0
pH:	Min	S.U.	6.0	7.2	0
pH:	Max	S.U.	9.0	7.4	0
Total Suspended Solids:	Avg	lbs / day	113.0	10.2	0
Total Suspended Solids:	Avg	mg / l	15.0	2.5	0
Total Suspended Solids:	Max	mg / l	40.0	3.8	0
Ammonia:	Avg	lbs / day	23.0	6.7	0
Ammonia:	Avg	mg / l	3.0	1.7	0
Ammonia:	Max	mg / l	10.0	5.8	0
Flow:	Avg	M.G.D.	0.90	0.52	0
2-Hour Peak Flow:	Max	gpm	3.60	0.70	0
Chlorine:	Min	mg / l	1.0	1.4	0
Chlorine:	Max	mg / l	4.0	3.7	0
E.coli:	Avg	CFU/100ml	126	1.0	0
E.coli:	Max	CFU/100ml	399	1.0	0
CBOD:	Avg	lbs / day	75.0	8.1	0
CBOD:	Avg	mg / l	10.0	2.0	0
CBOD:	Max	mg / l	22.0	2.0	0

Permit Excursions:	0	Sanitary Sewer Overflows:	0
Rainfall:	1.5	SSO Gallons:	0



Wastewater Treatment Plant #2

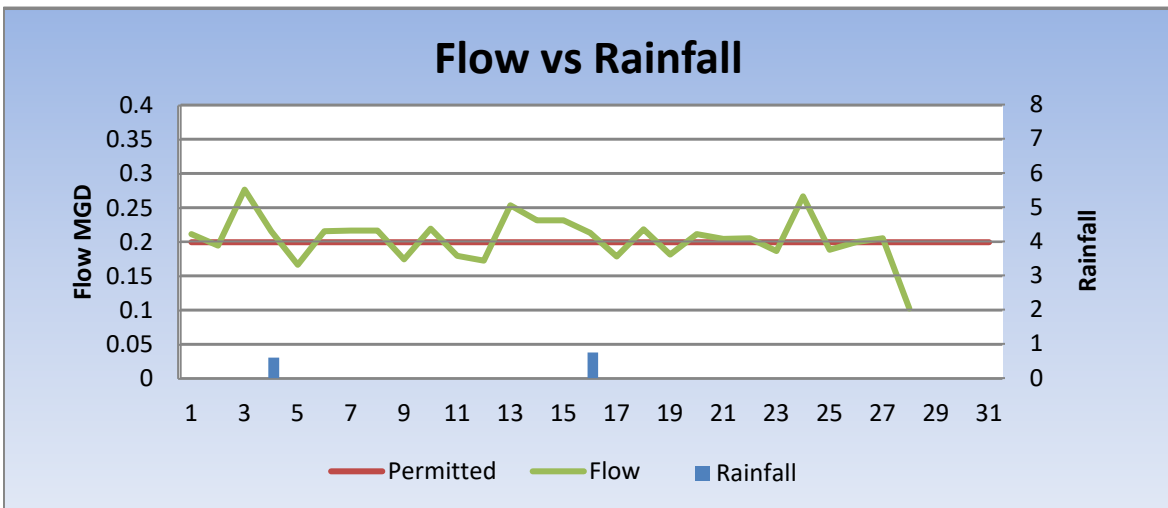
BC53 Plant

Permit # 15714-001
 Expires: 7/30/2024

Design: 0.200 MGD
 Utilized 102.5%

PARAMETER		UNITS	PERMIT LIMITS	Feb-26 RESULTS	EXCURSION
Dissolved Oxygen:	Min	mg / l	4.0	7.22	0
pH:	Min	S.U.	6.0	7.19	0
pH:	Max	S.U.	9.0	7.30	0
Total Suspended Solids:	Avg	lbs / day	25.0	3.00	0
Total Suspended Solids:	Avg	mg / l	15.0	2.00	0
Total Suspended Solids:	Max	mg / l	60.0	2.00	0
Ammonia:	Avg	lbs / day	5.0	1.66	0
Ammonia:	Avg	mg / l	3.0	0.14	0
Ammonia:	Max	mg / l	15.0	0.31	0
Flow:	Avg	M.G.D.	0.200	0.205	1
2-Hour Peak Flow:	Max	gpm	0.800	0.277	0
Chlorine:	Min	mg / l	1.0	1.73	0
Chlorine:	Max	mg / l	4.0	2.76	0
E.coli:	Avg	CFU/100ml	126.0	1.0	0
E.coli:	Max	CFU/100ml	399.0	1.0	0
CBOD:	Avg	lbs / day	17.0	3.00	0
CBOD:	Avg	mg / l	10.0	2.00	0
CBOD:	Max	mg / l	35.0	2.00	0

Permit Excursions:	1	Sanitary Sewer Overflows:	0
Rainfall:	0.6	SSO Gallons:	0



City of Iowa Colony Customer Billing Report

	March 11, 2026	February 11, 2026	January 11, 2026
Beginning Date	2/27/2026	1/27/2026	12/27/2025
Closing Date	3/25/2026	2/26/2026	1/26/2026

Collected Amount

*use intermediate recap

Penalty	\$ 8,733.44	\$ 11,219.75	\$ 13,736.69
Water	\$ 156,839.07	\$ 174,218.90	\$ 227,495.48
Sewer	\$ 109,916.02	\$ 113,388.49	\$ 113,966.94
Garbage Tax	\$ 9,617.89	\$ 9,876.38	\$ 9,841.33
Garbage Collection Fees	\$ 116,403.19	\$ 119,480.69	\$ 119,096.35
Franchise	\$ 13,812.27	\$ 15,186.49	\$ 17,489.57
Voluntary Fire	\$ 17,594.38	\$ 17,548.48	\$ 17,056.31
Grease Trap	\$ 2,255.47	\$ 3,832.91	\$ 1,886.00
Deposit	\$ 9,150.00	\$ 9,572.50	\$ 10,311.32
Transfer Fee	\$ 3,838.00	\$ 3,632.89	\$ 4,009.75
Miscellaneous	\$ 21,869.30	\$ 14,339.44	\$ 15,866.94
TOTAL COLLECTED	\$ 470,029.03	\$ 492,296.92	\$ 550,756.68
OVERPAYMENT	\$ 11,851.48	\$ 21,645.37	\$ 37,703.06
TOTAL COLLECTED	\$ 481,880.51	\$ 513,942.29	\$ 588,459.74

Billed Amounts

*use director's report

Water	\$ 197,974.74	\$ 177,185.80	\$ 190,245.97
Sewer	\$ 117,828.73	\$ 116,665.92	\$ 115,357.45
Garbage Tax	\$ 9,946.02	\$ 9,865.10	\$ 9,788.94
Garbage	\$ 120,219.84	\$ 119,216.64	\$ 118,368.00
Franchise Fee	\$ 15,768.96	\$ 14,683.03	\$ 15,272.30
Voluntary Fire	\$ 24,654.00	\$ 24,420.00	\$ 24,204.00
Grease Trap	\$ 2,144.00	\$ 2,144.00	\$ 2,144.00
Deposit	\$ 9,700.00	\$ 11,475.00	\$ 9,475.00
Transfer Fee	\$ 3,615.00	\$ 4,585.00	\$ 3,275.00
Miscellaneous	\$ 7,034.97	\$ 5,059.53	\$ 18,567.60
TOTAL BILLED	\$ 508,886.26	\$ 485,300.02	\$ 506,698.26

Aged Receivables

*use director's report

30 Days Arrears	\$ 98,287.45	\$ 106,509.99	\$ 122,587.35
60 Days Arrears	\$ 45,540.96	\$ 47,871.63	\$ 40,409.99
90 Days Arrears	\$ 21,412.55	\$ 21,095.45	\$ 22,894.74
Over 120 Days Arrears	\$ 84,505.14	\$ 68,818.87	\$ 54,624.35
Previous Month Overpymt	\$ (18,543.66)	\$ (24,456.06)	\$ (23,216.82)
Total Aged Receivables	\$ 231,202.44	\$ 219,839.88	\$ 217,299.61
Current Month Overpymt	\$ (22,741.93)	\$ (30,339.44)	\$ (37,544.95)
TOTAL LESS OVERPYMT	\$ 208,460.51	\$ 189,500.44	\$ 179,754.66
TOTAL RECEIVABLES	\$ 717,346.77	\$ 674,800.46	\$ 686,452.92

Deposit Liabilities

*use consumption report

Deposit Liabilities	\$ 440,595.00	\$ 437,345.00	\$ 431,395.00
Average Usage For Meters	5,208	5,205	5,378

City Of Iowa Colony Connection Report

March-26

	B031	B032	B053	B057	B087	B092	Totals
Occupied Single Family	2178	707	1252	0	197	19	4353
Vacant Single Family	27	10	32	0	2	0	71
Multi-Family	0	1	0	0	0	0	1
Commercial	7	13	4	0	1	0	25
Builder	99	41	33	31	68	69	341
Irrigation	37	39	22	1	12	0	111
Rental Meters	17	0	0	0	0	0	17
District Meters	3	0	0	0	0	0	3
TOTAL CONNECTIONS	2368	811	1343	32	280	88	4922