

City Of Iowa Colony

Operations Report for the meeting held on January 13th, 2025.

Management Report Summary

1. Maintenance & Repairs:

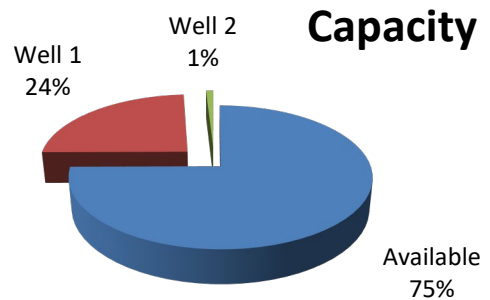
- **Wastewater Treatment Plant**
 - i. C.R. 57 S1 – Removed and replaced bad check valve for blower #3.
 - ii. C.R. 57 S1 – Topped off diesel tanks for onsite generator.
- **Lift Station**
 - i. Green Paradise – Subcontractor replaced inoperable display screen for control panel.
- **Water Plant**
 - i. Bronze Shore Dr W1 – Excavation to replace rusted out airline for HPT#1.
 - ii. C.R. 64 W1 – Replaced chlorine regulator.
- **Water Distribution**
 - i. 8223 Clear Quartz Ln – Excavation to replace leaking tapline.
 - ii. 2407 Phantom Quartz Ln - Excavation to replace leaking tapline.
 - iii. 2418 Nickel Canyon Dr - Excavation to replace leaking tapline.
 - iv. 10501 Stone Peak Dr - Excavation to replace leaking tapline.
 - v. C/O Sterling Lakes & Emerald Arch Dr - Excavation to replace inoperable fire hydrant.
- **Sanitary Sewer Collection**
 - i. 9911 Bronze Mill Ln – Replaced concrete and landscaping after repairs were made to sanitary manhole.
 - ii. 9910 Bronze Mill Ln - Replaced concrete and landscaping after repairs were made to sanitary manhole.
 - iii. 9915 Jewel Ln - Replaced concrete and landscaping after repairs were made to sanitary manhole.
- **Storm Sewer**
 - i. Nothing to report.

City of Iowa Colony
Production Report

DECEMBER 2024 PUMPAGE X 1,000 GALS								
Date	Well 1	Well 2	Total	Capacity	Purch	From	Sold	To
1	832	0	832	30.4%			0	B053
2	682	46	728	26.6%			0	B053
3	740	0	740	27.0%			0	B053
4	296	0	296	10.8%			0	B053
5	1,034	0	1,034	37.8%			0	B053
6	462	0	462	16.9%			0	B053
7	744	21	765	27.9%			0	B053
8	851	0	851	31.1%			0	B053
9	564	31	595	21.7%			0	B053
10	766	0	766	28.0%			0	B053
11	727	0	727	26.5%			0	B053
12	897	0	897	32.8%			0	B053
13	582	0	582	21.2%			0	B053
14	724	0	724	26.4%			0	B053
15	898	0	898	32.8%			0	B053
16	760	39	799	29.2%			0	B053
17	655	0	655	23.9%			0	B053
18	766	0	766	28.0%			0	B053
19	580	0	580	21.2%			0	B053
20	701	0	701	25.6%			0	B053
21	757	0	757	27.6%			0	B053
22	241	594	835	30.5%			0	B053
23	651	15	666	24.3%			0	B053
24	590	0	590	21.5%			0	B053
25	590	0	590	21.5%			0	B053
26	590	0	590	21.5%			0	B053
27	591	0	591	21.6%			0	B053
28	565	0	565	20.6%			0	B053
29	567	0	567	20.7%			0	B053
30	567	39	606	22.1%			0	B053
31	568	0	568	20.7%				
TOTAL:	20,538	785	21,323		0		0	

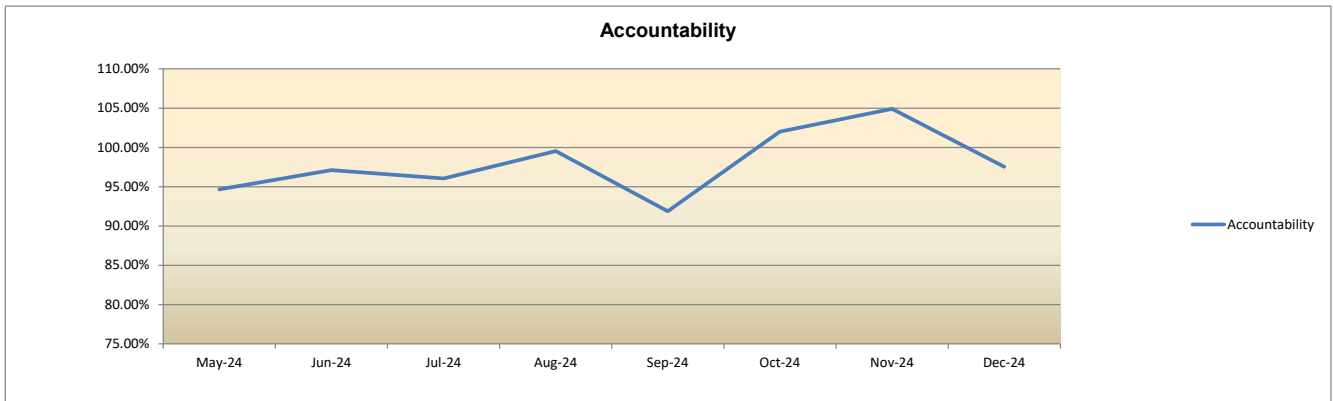
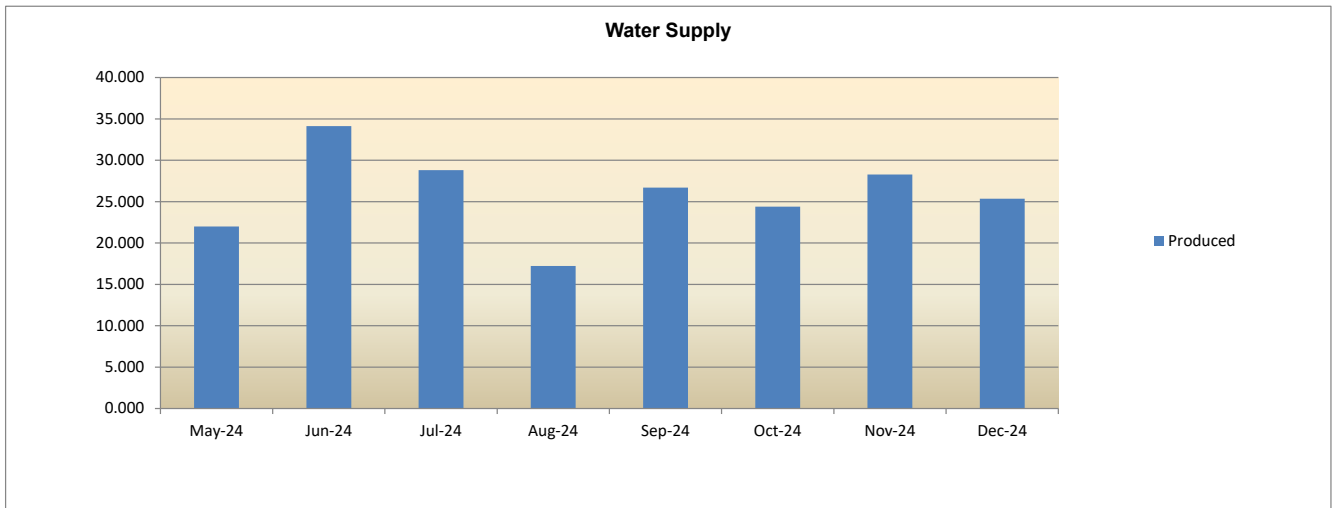
BC31 PERMIT	PERMIT TERM	GALLONS PUMPED	PERMIT USED	MONTHS	
	2/1/24 - 1/31/25			AVAIL	PROJ
300,000	x 1,000 gallons	257,963	86%	1	2

WATER WELL	PRODUCT TEST	GPM	DAILY CAPACITY
1	6/1/23	1311	1,888
2	5/16/24	622	851
TOTAL			2,739



City of Iowa Colony Accountability Report

Billing Period	Produced	Purchased I/C	Total Supplied	Metered COIC	Metered B032	Sold to B053	Unmetered	Repairs	Accountability	Four month average
04/11/24 - 05/10/24	21.993	0.000	21.993	11.768	5.834	0.000	0.715	2.500	94.65%	96.46%
05/11/24 - 06/10/24	34.122	0.000	34.122	26.725	6.022	0.000	0.387	0.000	97.10%	96.22%
06/11/24 - 07/11/24	28.807	0.000	28.807	20.639	6.861	0.000	0.167	0.000	96.04%	95.60%
07/12/24 - 08/08/24	17.237	3.300	20.537	15.248	4.943	0.000	0.252	0.000	99.54%	96.84%
08/09/24 - 09/09/24	26.704	0.000	26.704	16.939	7.376	0.000	0.220	0.000	91.88%	96.14%
09/10/24 - 10/07/24	24.399	0.000	24.399	16.249	8.421	0.000	0.221	0.000	102.02%	97.37%
10/08/24 - 11/07/24	28.274	0.000	28.274	28.731	0.000	0.000	0.930	0.000	104.91%	99.59%
11/08/24 - 12/13/24	25.346	0.000	25.346	24.342	0.000	0.000	0.379	0.000	97.53%	99.08%



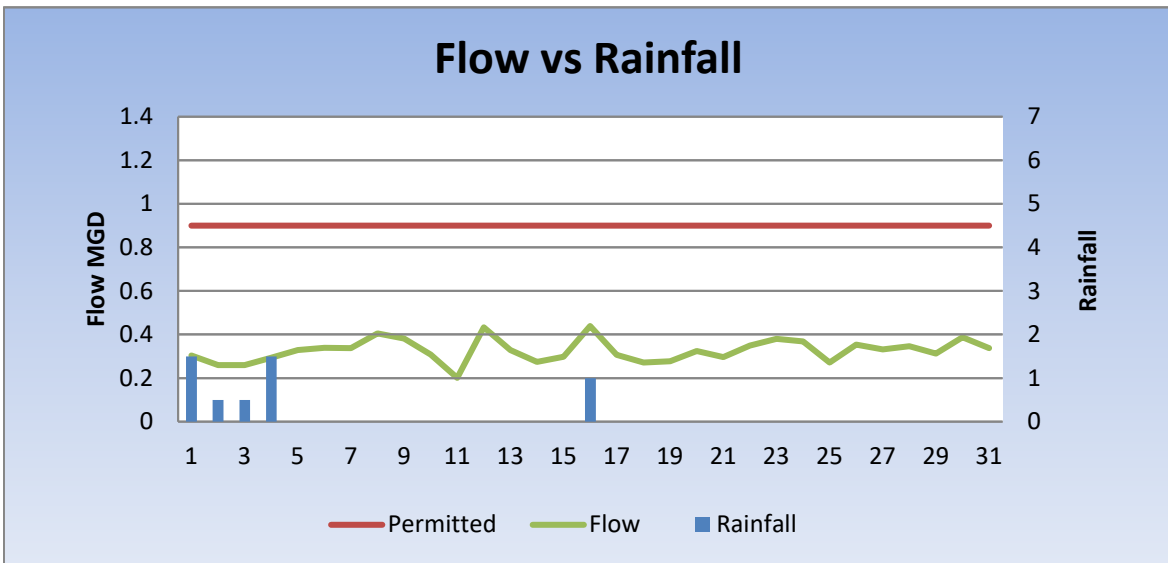
City of Iowa Colony Wastewater Treatment Plant

Permit # 14546-001
Expires: 6/26/2024

Design: 0.900 MGD
Utilized 40.2%

PARAMETER		UNITS	PERMIT LIMITS	Nov-24 RESULTS	EXCURSION
Dissolved Oxygen:	Min	mg / l	4.0	6.9	0
pH:	Min	S.U.	6.0	7.1	0
	Max	S.U.	9.0	7.2	0
Total Suspended Solids:	Avg	lbs / day	113.0	6.6	0
	Avg	mg / l	15.0	2.5	0
	Max	mg / l	40.0	3.7	0
Ammonia:	Avg	lbs / day	23.0	0.5	0
	Avg	mg / l	3.0	0.2	0
	Max	mg / l	10.0	0.2	0
Flow:	Avg	M.G.D.	0.90	0.36	0
2-Hour Peak Flow:	Max	gpm	3.60	0.51	0
Chlorine:	Min	mg / l	1.0	1.0	0
	Max	mg / l	4.0	2.5	0
E.coli:	Avg	CFU/100ml	126	1.0	0
	Max	CFU/100ml	399	2.0	0
CBOD:	Avg	lbs / day	75.0	5.2	0
	Avg	mg / l	10.0	2.0	0
	Max	mg / l	25.0	2.0	0

Permit Excursions:	0	Sanitary Sewer Overflows:	0
Rainfall:	5	SSO Gallons:	0



City of Iowa Colony Customer Billing Report

	December 11, 2024	November 11, 2024	October 11, 2024
Beginning Date	11/26/2024	10/26/2024	9/27/2024
Closing Date	12/26/2024	11/25/2024	10/25/2024

Collected Amount

Penalty	\$ 8,652.48	\$ 5,126.01	\$ 3,317.86
Water	\$ 151,374.27	\$ 87,069.04	\$ 55,420.92
Sewer	\$ 108,640.94	\$ 72,477.17	\$ 39,823.79
Garbage Tax	\$ 4,108.65	\$ 2,953.89	\$ 2,748.93
Garbage Collection Fees	\$ 49,307.41	\$ 36,337.51	\$ 32,993.21
Franchise	\$ 8,694.54	\$ 5,485.89	\$ 4,850.87
Voluntary Fire	\$ 6,531.56	\$ 4,748.70	\$ 3,272.37
Grease Trap	\$ 1,000.00	\$ 803.00	\$ -
Deposit	\$ 12,525.00	\$ 4,989.86	\$ 3,018.10
Transfer Fee	\$ 4,736.00	\$ 1,853.67	\$ 1,437.24
Miscellaneous	\$ 8,988.14	\$ 7,096.63	\$ 4,973.97
TOTAL COLLECTED	\$ 364,558.99	\$ 228,941.37	\$ 151,857.26
OVERPAYMENT	\$ 29,493.08	\$ 11,779.65	\$ 6,427.58
TOTAL COLLECTED	\$ 394,052.07	\$ 240,721.02	\$ 158,284.84

Billed Amounts

Water	\$ 180,774.36	\$ 132,319.99	\$ 79,704.10
Sewer	\$ 96,461.66	\$ 64,525.02	\$ 43,855.00
Garbage Tax	\$ 7,133.74	\$ 4,595.58	\$ 2,946.36
Garbage	\$ 86,344.26	\$ 55,587.20	\$ 35,630.40
Franchise Fee	\$ 13,860.50	\$ 9,842.39	\$ 6,176.99
Voluntary Fire	\$ 10,536.00	\$ 6,960.00	\$ 4,965.00
Grease Trap	\$ 2,010.00	\$ 1,608.00	\$ 134.00
Deposit	\$ 6,775.00	\$ 12,600.00	\$ 3,075.00
Transfer Fee	\$ 2,455.00	\$ 3,880.00	\$ 1,190.00
Miscellaneous	\$ 2,515.22	\$ 1,400.00	\$ 500.00
TOTAL BILLED	\$ 408,865.74	\$ 293,318.18	\$ 178,176.85

Aged Receivables

30 Days Arrears	\$ 59,184.07	\$ 31,904.10	\$ 33,807.82
60 Days Arrears	\$ 26,526.72	\$ 20,195.13	\$ 27,135.86
90 Days Arrears	\$ 11,037.43	\$ 6,113.08	\$ 20,903.14
Over 120 Days Arrears	\$ 36,550.75	\$ 12,535.33	\$ 3,717.90
Previous Month Overpymt	\$ (19,539.74)	\$ (12,447.66)	\$ (10,749.38)
Total Aged Receivables	\$ 113,759.23	\$ 58,299.98	\$ 74,815.34
Current Month Overpymt	\$ (27,716.33)	\$ (10,044.89)	\$ (8,300.25)
TOTAL LESS OVERPYMT	\$ 86,042.90	\$ 48,255.09	\$ 66,515.09
TOTAL RECEIVABLES	\$ 494,908.64	\$ 341,573.27	\$ 244,691.94

Deposit Liabilities	\$ 377,795.00	\$ 257,370.00	\$ 164,220.00
----------------------------	----------------------	----------------------	----------------------

Average Usage For Meters	6,545	6,781	6,867
---------------------------------	-------	-------	-------

City Of Iowa Colony
 Connection Report

	December 11, 2024		
	B031	B032	B053
Occupied Single Family	1722	682	1189
Vacant Single Family	16	2	23
Multi-Family	0	0	0
Commercial	4	9	4
Builder	136	39	73
Irrigation	26	33	16
Rental Meters	16	0	0
District Meters	3	0	0
TOTAL CONNECTIONS	1923	765	1305