

City of Iowa Colony

Operations Report for the meeting held on June 15th, 2026.

Management Report Summary

**1. Maintenance & Repairs:**

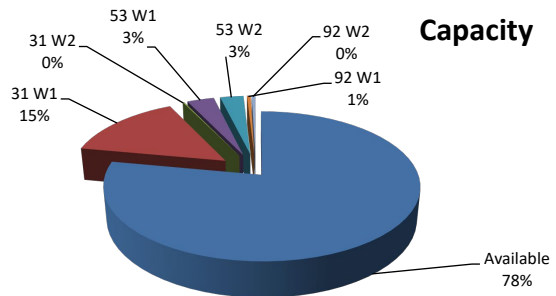
- **Wastewater Treatment Plant**
  - i. WWTP#1 – Replaced washdown pump for first train.
  - ii. WWTP#1 – Jett truck work to clear line from aeration to clarifier.
  - iii. WWTP#1 – Vactor truck work to clean headworks and aeration basin.
- **Lift Station**
  - i. Sterling Lakes Dr LS#1 – Vactor truck work to clean out lift station.
  - ii. Yuba Valley LS#5 – Replaced bad battery for onsite generator.
  - iii. Mystic Topaz LS#8 – Vactor truck work to clean lift station.
- **Water Distribution**
  - i. In City – 5 excavations to move meters outside are of sidewalk.
  - ii. In City – 11 jobs to replace landscaping after water system repairs were made.
  - iii. 2510 Ocean Jasper – Excavation to replace inoperable fire hydrant
- **Water Plant**
  - i. WP#2 – Replaced vent fan for CL2 room.
- **Storm Sewer Collection**
  - i. 9939 Opal Rock – Lowered manhole to grade.
- **Sanitary Sewer**
  - i. 2506 Peacock Ore Dr – Excavation to replace broken sanitary wye.
  - ii. 10506 Sutter Creek Dr – Reset and reseal sanitary manhole.
  - iii. 1406 Red Hills – Televised sanitary line for sewer back up. Found broken Wye connection. Started job for repairs.

# City of Iowa Colony Production Report

MAY 2026 PUMPAGE X 1,000 GALS												
Date	B031 Well 1	B031 Well 2	B053 Well 1	B053 Well 2	B092 Well 1	B092 Well 2	Total	Capacity	Bought	From	Sold	To
1	565	0	136	95	0	11	807	13.9%	94	BFB3	0	BC87
2	841	0	178	170	0	65	1,254	21.5%	96	BFB3	0	BC87
3	929	0	282	174	0	49	1,434	24.6%	96	BFB3	0	BC87
4	765	34	216	151	0	67	1,233	21.2%	83	BFB3	0	BC87
5	801	0	228	116	0	37	1,182	20.3%	103	BFB3	0	BC87
6	938	0	289	98	0	76	1,401	24.0%	152	BFB3	0	BC87
7	849	0	177	132	0	25	1,183	20.3%	139	BFB3	0	BC87
8	729	0	176	191	0	75	1,171	20.1%	139	BFB3	0	BC87
9	958	0	134	176	0	62	1,330	22.8%	139	BFB3	0	BC87
10	1,252	0	207	335	0	51	1,845	31.7%	139	BFB3	0	BC87
11	880	0	247	180	82	0	1,389	23.8%	125	BFB3	0	BC87
12	941	34	165	245	37	0	1,422	24.4%	193	BFB3	0	BC87
13	952	0	189	147	79	0	1,367	23.5%	193	BFB3	0	BC87
14	1,036	0	252	179	74	0	1,541	26.4%	215	BFB3	0	BC87
15	942	0	176	201	109	0	1,428	24.5%	215	BFB3	0	BC87
16	1,175	0	248	252	83	0	1,758	30.2%	215	BFB3	0	BC87
17	793	0	201	218	64	0	1,276	21.9%	216	BFB3	0	BC87
18	659	173	194	148	82	0	1,256	21.6%	116	BFB3	0	BC87
19	660	7	169	124	47	0	1,007	17.3%	116	BFB3	0	BC87
20	746	0	150	120	24	0	1,040	17.9%	160	BFB3	0	BC87
21	674	0	151	120	25	0	970	16.6%	106	BFB3	0	BC87
22	843	0	145	124	26	0	1,138	19.5%	128	BFB3	0	BC87
23	758	0	147	119	11	0	1,035	17.8%	128	BFB3	0	BC87
24	845	0	206	140	35	0	1,226	21.0%	128	BFB3	0	BC87
25	939	0	185	183	26	0	1,333	22.9%	128	BFB3	0	BC87
26	729	44	139	154	35	0	1,101	18.9%	134	BFB3	0	BC87
27	302	0	149	112	0	11	574	9.9%	102	BFB3	0	BC87
28	1,068	0	262	265	0	27	1,622	27.8%	230	BFB3	0	BC87
29	1,234	0	168	144	0	102	1,648	28.3%	230	BFB3	0	BC87
30	1,043	0	187	223	0	105	1,558	26.7%	230	BFB3	0	BC87
31	813	0	241	166	0	50	1,270	21.8%	230	BFB3	0	BC87
<b>TOTAL:</b>	<b>26,659</b>	<b>292</b>	<b>5,994</b>	<b>5,202</b>	<b>839</b>	<b>813</b>	<b>39,799</b>		<b>4,718</b>		<b>0</b>	

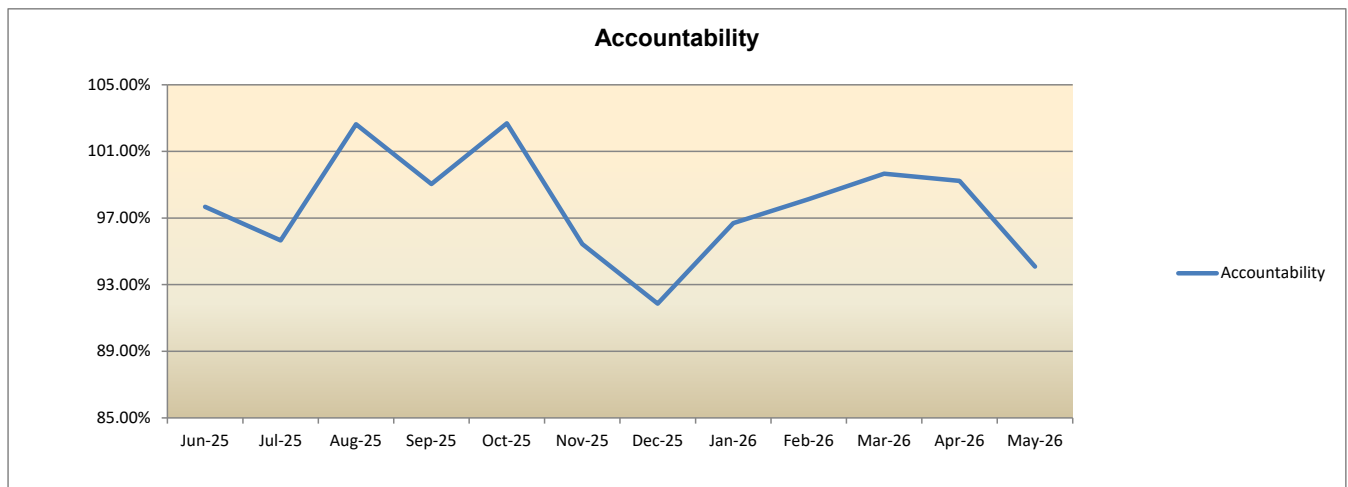
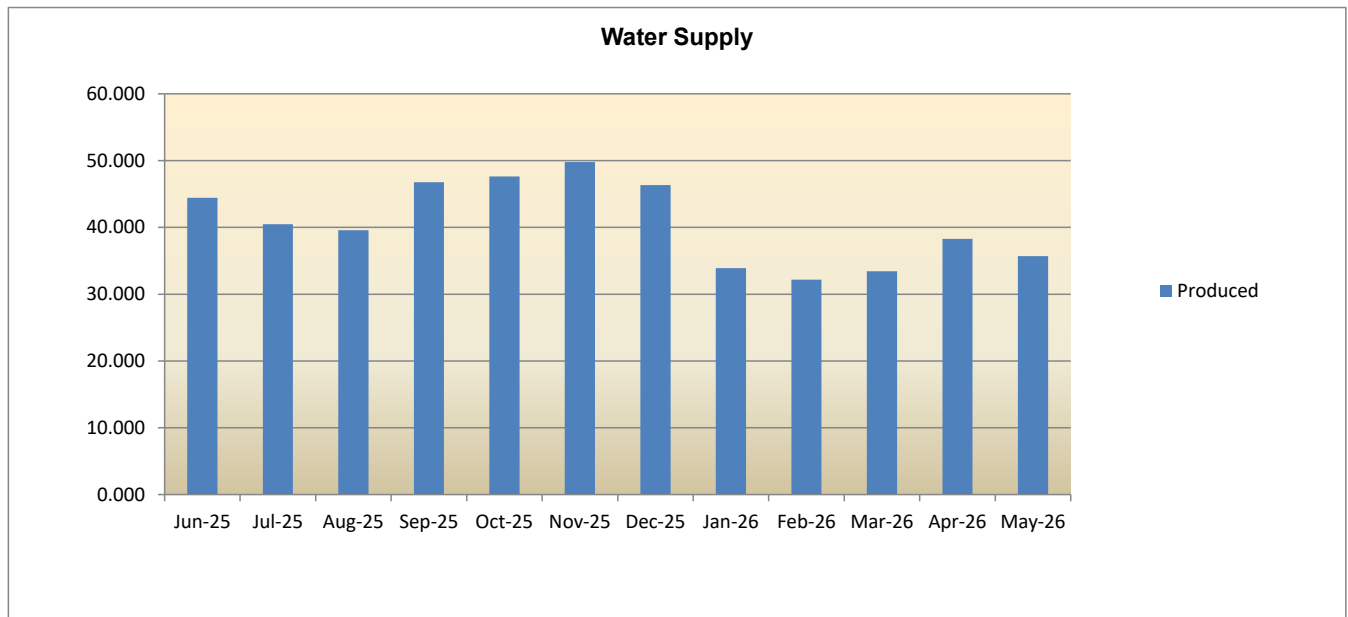
BC31 PERMIT	PERMIT TERM	GALLONS PUMPED	PERMIT USED	MONTHS	
	2/1/26 - 1/31/27			AVAIL	PROJ
325,000	x 1,000 gallons	100,625	31%	0	27
BC53 PERMIT	PERMIT TERM	GALLONS PUMPED	PERMIT USED	MONTHS	
	11/1/25 - 10/31/26			AVAIL	PROJ
210,000	x 1,000 gallons	60,676	29%	0	30
BC92 PERMIT	PERMIT TERM	GALLONS PUMPED	PERMIT USED	MONTHS	
	7/1/25 - 6/30/26			AVAIL	PROJ
30,000	x 1,000 gallons	11,751	39%	1	17

WATER WELL	PRODUCT TEST	GPM	DAILY CAPACITY
BC31 1	12/1/25	1251	1,801
BC31 2	12/1/25	617	851
BC53 1	12/2/25	544	783
BC53 2	12/2/25	606	873
BC92 1	11/13/25	512	737
BC92 2	11/13/25	542	780
<b>TOTAL</b>			<b>5,826</b>



# City of Iowa Colony Accountability Report

Billing Period	Produced	Purchased I/C BFB3	Total Supplied	Metered COIC	Unmetered	Repairs	Accountability	Four month average
05/10/25 - 06/09/25	44.430	3.265	47.695	46.345	0.244	0.000	97.68%	99.23%
06/10/25 - 07/09/25	40.466	4.040	44.506	42.442	0.131	0.000	95.66%	97.46%
07/10/25 - 08/07/25	39.579	4.459	44.038	45.027	0.172	0.000	102.64%	98.53%
08/8/25 - 09/08/25	46.759	3.998	50.757	50.142	0.126	0.000	99.04%	98.75%
09/9/25 - 10/07/25	47.636	6.669	54.305	53.969	1.633	0.162	102.69%	100.00%
10/8/25 - 11/06/25	49.772	6.711	56.483	53.748	0.163	0.000	95.45%	99.95%
11/7/25 - 12/10/25	46.332	4.106	50.438	46.167	0.166	0.000	91.86%	97.26%
12/11/25 - 01/09/26	33.894	2.086	35.980	34.596	0.193	0.000	96.69%	96.67%
01/10/26 - 02/09/26	32.167	2.072	34.239	31.394	0.366	1.841	98.14%	95.53%
02/10/26 - 03/10/26	33.420	3.022	36.442	35.921	0.396	0.000	99.66%	96.59%
03/11/26 - 04/09/26	38.294	2.894	41.188	40.821	0.049	0.000	99.23%	98.43%
04/10/26 - 05/08/26	35.680	4.718	40.398	37.832	0.060	0.116	94.08%	97.78%



# Wastewater Treatment Plant #1

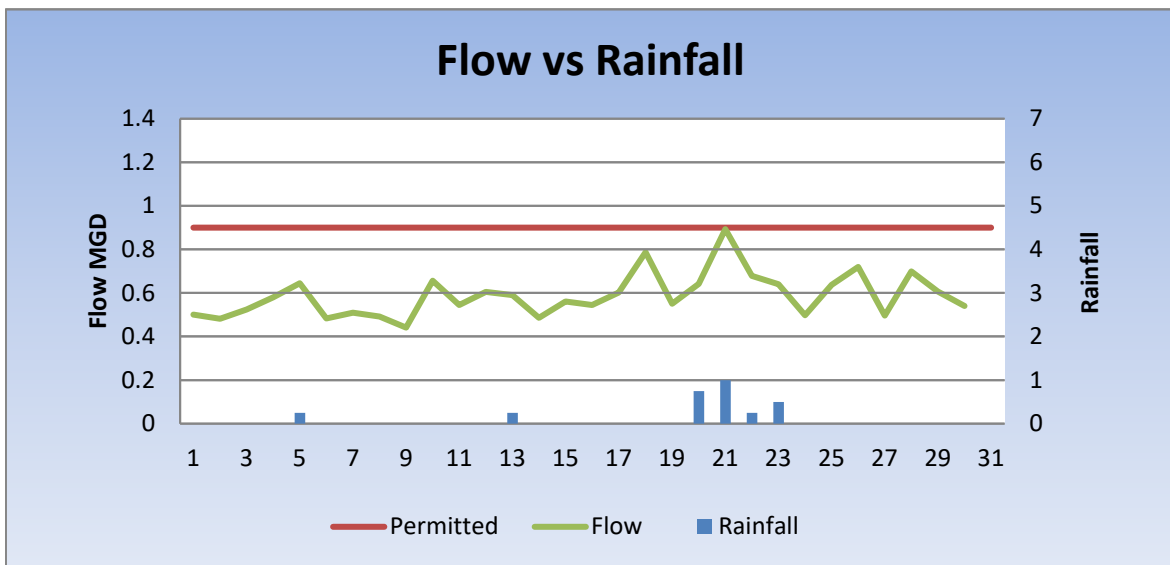
## BC31 Plant

Permit # 14546-001  
Expires: 7/31/2028

Design: 0.900 MGD  
Utilized 65.3%

PARAMETER		UNITS	PERMIT LIMITS	Apr-26 RESULTS	EXCURSION
Dissolved Oxygen:	Min	mg / l	4.0	7.2	0
pH:	Min	S.U.	6.0	7.2	0
pH:	Max	S.U.	9.0	7.6	0
Total Suspended Solids:	Avg	lbs / day	113.0	30.2	0
Total Suspended Solids:	Avg	mg / l	15.0	5.9	0
Total Suspended Solids:	Max	mg / l	40.0	15.0	0
Ammonia:	Avg	lbs / day	23.0	14.5	0
Ammonia:	Avg	mg / l	3.0	2.7	0
Ammonia:	Max	mg / l	10.0	6.8	0
Flow:	Avg	M.G.D.	0.90	0.59	0
2-Hour Peak Flow:	Max	gpm	3.60	0.89	0
Chlorine:	Min	mg / l	1.0	1.3	0
Chlorine:	Max	mg / l	4.0	3.8	0
E.coli:	Avg	CFU/100ml	126	1.0	0
E.coli:	Max	CFU/100ml	399	1.0	0
CBOD:	Avg	lbs / day	75.0	10.0	0
CBOD:	Avg	mg / l	10.0	2.1	0
CBOD:	Max	mg / l	22.0	2.5	0

Permit Excursions:	0	Sanitary Sewer Overflows:	0
Rainfall:	3	SSO Gallons:	0



# Wastewater Treatment Plant #2

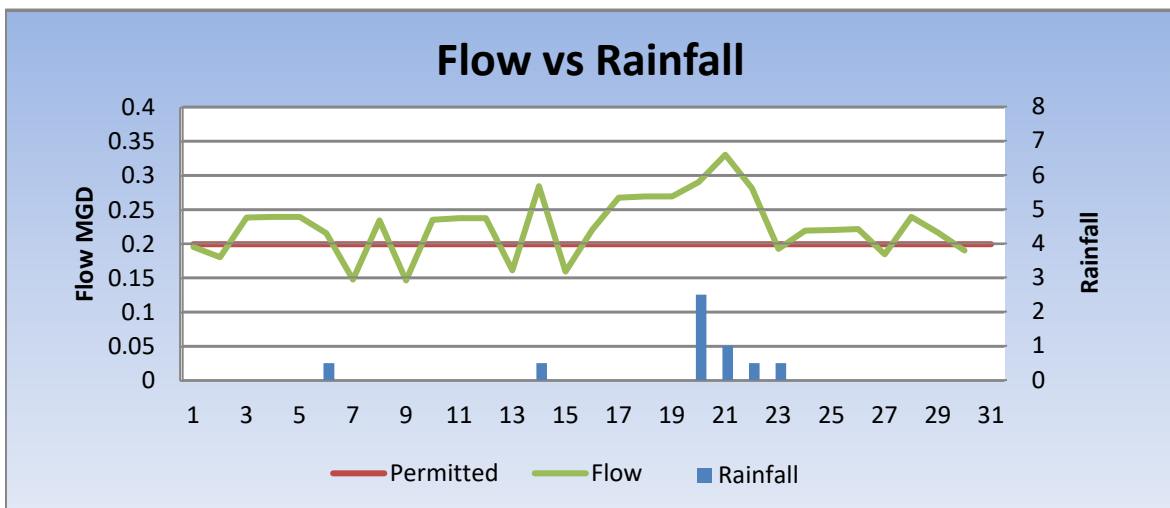
## BC53 Plant

Permit # 15714-001  
Expires: 7/30/2024

Design: 0.200 MGD  
Utilized 113.0%

PARAMETER		UNITS	PERMIT LIMITS	Apr-26 RESULTS	EXCURSION
Dissolved Oxygen:	Min	mg / l	4.0	7.22	0
pH:	Min	S.U.	6.0	7.19	0
pH:	Max	S.U.	9.0	7.30	0
Total Suspended Solids:	Avg	lbs / day	25.0	4.30	0
Total Suspended Solids:	Avg	mg / l	15.0	2.70	0
Total Suspended Solids:	Max	mg / l	60.0	4.10	0
Ammonia:	Avg	lbs / day	5.0	0.21	0
Ammonia:	Avg	mg / l	3.0	0.14	0
Ammonia:	Max	mg / l	15.0	0.25	0
Flow:	Avg	M.G.D.	0.200	0.226	1
2-Hour Peak Flow:	Max	gpm	0.800	0.331	0
Chlorine:	Min	mg / l	1.0	1.07	0
Chlorine:	Max	mg / l	4.0	2.80	0
E.coli:	Avg	CFU/100ml	126.0	1.0	0
E.coli:	Max	CFU/100ml	399.0	1.0	0
CBOD:	Avg	lbs / day	17.0	3.10	0
CBOD:	Avg	mg / l	10.0	2.00	0
CBOD:	Max	mg / l	35.0	2.00	0

Permit Excursions:	1	Sanitary Sewer Overflows:	0
Rainfall:	0.6	SSO Gallons:	0



# City of Iowa Colony Customer Billing Report

	May 11, 2026	April 11, 2026	March 11, 2026
Beginning Date	4/25/2026	3/26/2026	2/27/2026
Closing Date	5/26/2026	4/24/2026	3/25/2026

## Collected Amount

\*use intermediate recap

Penalty	\$ 12,411.88	\$ 8,943.60	\$ 8,733.44
Water	\$ 207,001.80	\$ 183,215.96	\$ 156,839.07
Sewer	\$ 115,974.17	\$ 113,354.85	\$ 109,916.02
Garbage Tax	\$ 9,708.71	\$ 9,846.31	\$ 9,617.89
Garbage Collection Fees	\$ 121,704.22	\$ 118,327.58	\$ 116,403.19
Franchise	\$ 16,272.72	\$ 15,511.03	\$ 13,812.27
Voluntary Fire	\$ 18,504.13	\$ 18,332.28	\$ 17,594.38
Grease Trap	\$ 2,193.05	\$ 2,278.60	\$ 2,255.47
Deposit	\$ 9,249.20	\$ 8,678.18	\$ 9,150.00
Transfer Fee	\$ 4,285.00	\$ 3,477.00	\$ 3,838.00
Miscellaneous	\$ 13,334.39	\$ 15,429.36	\$ 21,869.30
<b>TOTAL COLLECTED</b>	<b>\$ 530,639.27</b>	<b>\$ 497,394.75</b>	<b>\$ 470,029.03</b>
<b>OVERPAYMENT</b>	<b>\$ 38,425.55</b>	<b>\$ 24,221.19</b>	<b>\$ 11,851.48</b>
<b>TOTAL COLLECTED</b>	<b>\$ 569,064.82</b>	<b>\$ 521,615.94</b>	<b>\$ 481,880.51</b>

## Billed Amounts

\*use director's report

Water	\$ 203,317.71	\$ 208,083.25	\$ 197,974.74
Sewer	\$ 119,753.74	\$ 118,345.48	\$ 117,828.73
Garbage Tax	\$ 10,671.92	\$ 10,038.84	\$ 9,946.02
Garbage	\$ 129,296.23	\$ 127,766.12	\$ 120,219.84
Franchise Fee	\$ 16,102.92	\$ 16,294.31	\$ 15,768.96
Voluntary Fire	\$ 25,272.00	\$ 24,990.00	\$ 24,654.00
Grease Trap	\$ 2,144.00	\$ 2,144.00	\$ 2,144.00
Deposit	\$ 11,100.00	\$ 8,250.00	\$ 9,700.00
Transfer Fee	\$ 4,680.00	\$ 3,670.00	\$ 3,615.00
Miscellaneous	\$ 1,400.00	\$ 1,500.00	\$ 7,034.97
<b>TOTAL BILLED</b>	<b>\$ 523,738.52</b>	<b>\$ 521,082.00</b>	<b>\$ 508,886.26</b>

## Aged Receivables

\*use director's report

30 Days Arrears	\$ 59,412.79	\$ 109,346.58	\$ 98,287.45
60 Days Arrears	\$ 32,928.20	\$ 25,474.92	\$ 45,540.96
90 Days Arrears	\$ 8,407.68	\$ 22,559.28	\$ 21,412.55
Over 120 Days Arrears	\$ 92,204.05	\$ 96,735.37	\$ 84,505.14
Previous Month Overpymt	\$ (25,690.05)	\$ (17,747.31)	\$ (18,543.66)
Total Aged Receivables	\$ 167,262.67	\$ 236,368.84	\$ 231,202.44
Current Month Overpymt	\$ (39,467.84)	\$ (28,369.27)	\$ (22,741.93)
<b>TOTAL LESS OVERPYMT</b>	<b>\$ 127,794.83</b>	<b>\$ 207,999.57</b>	<b>\$ 208,460.51</b>
<b>TOTAL RECEIVABLES</b>	<b>\$ 651,533.35</b>	<b>\$ 729,081.57</b>	<b>\$ 717,346.77</b>

## Deposit Liabilities

\*use consumption report

<b>Deposit Liabilities</b>	<b>\$ 444,270.00</b>	<b>\$ 441,595.00</b>	<b>\$ 440,595.00</b>
<b>Average Usage For Meters</b>	<b>5,418</b>	<b>6,501</b>	<b>5,208</b>

# City Of Iowa Colony Connection Report

May-26

	B031	B032	B053	B057	B087	B092	Totals
Occupied Single Family	2222	713	1273	2	230	31	4471
Vacant Single Family	27	11	22	0	4	1	65
Multi-Family	0	1	0	0	0	0	1
Commercial	7	15	5	0	2	0	29
Builder	71	41	31	38	56	0	237
Irrigation	37	40	23	1	14	74	189
Rental Meters	14	0	0	0	0	0	14
District Meters	3	0	0	0	0	0	3
<b>TOTAL CONNECTIONS</b>	<b>2381</b>	<b>821</b>	<b>1354</b>	<b>41</b>	<b>306</b>	<b>106</b>	<b>5009</b>

CITY OF IOWA COLONY  
CUSTOMER CALL LOG

May-26				
COIC	CITY OF IOWA COLONY (115)		Account Final	26
COIC	CITY OF IOWA COLONY (115)		Account Set Up	52
COIC	CITY OF IOWA COLONY (115)		Garbage Inquiry	4
COIC	CITY OF IOWA COLONY (115)		New Service	110
COIC	CITY OF IOWA COLONY (115)		No Water	2
COIC	CITY OF IOWA COLONY (115)		Payment Related	226