

City Of Iowa Colony

Operations Report for the meeting held on December 9th, 2024.

Management Report Summary

1. Maintenance & Repairs:

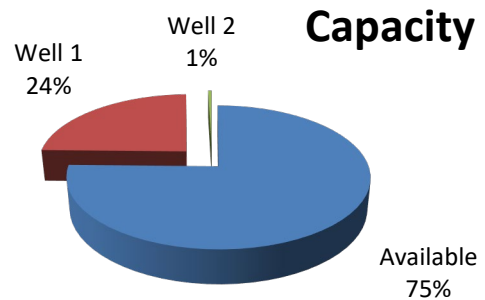
- **Wastewater Treatment Plant**
 - i. C.R. 57 S1 – Installed new transmitter sensors for chlorine alarm.
 - ii. C.R. 57 S1 – Installed new pump for Non-Pot system.
 - iii. C.R. 57 S1 – Trouble shoot check valves for blowers #2 & #4. Both valves need replacement, were able to free up for the short term. Placed an order for both valves to be replaced.
 - iv. C.R. 57 S1 – Vactor truck work to clean out headworks and diffusers.
- **Lift Station**
 - i. Sterling Lakes Dr L1 – Pulled and cleaned both lift pumps for heavy debris build up.
 - ii. Ames Blvd L2 – Pulled and cleaned both lift pumps for heavy debris build up.
- **Water Plant**
 - i. Bronze Shore Dr W1 – Installed new transmitter sensor for chlorine alarm.
- **Water Distribution**
 - i. In District – Performed monthly end of line flushing.
 - ii. In District –
 - iii. 8227 Clear Quartz Dr – Relocated meter outside area of sidewalk.
 - iv. 8303 Clear Quartz Ln – Relocated meter outside area of sidewalk.
 - v. 2514 Mint Garnet Dr – Relocated meter outside area of sidewalk.
 - vi. 3233 Meridiana Pkwy – Excavation to relocate hydrant out of the way of the street.
- **Sanitary Sewer Collection**
 - i. 9910,9911, 9914 Bronze Mill Ln – Brokeout sanitary manhole and set to grade.
 - ii. 9914,9915 Jewel Ln – Brokeout sanitary manhole and set to grade.
- **Storm Sewer**
 - i. 2830 Sapphire Hills Dr – Resealed throat of storm manhole.

City of Iowa Colony
Production Report

NOVEMBER 2024 PUMPAGE X 1,000 GALS								
Date	Well 1	Well 2	Total	Capacity	Purch	From	Sold	To
1	647	0	647	23.6%			0	B053
2	644	0	644	23.5%			0	B053
3	381	151	532	19.4%			0	B053
4	886	114	1,000	36.5%			0	B053
5	650	0	650	23.7%			0	B053
6	711	0	711	26.0%			0	B053
7	695	0	695	25.4%			0	B053
8	620	0	620	22.6%			0	B053
9	730	0	730	26.7%			0	B053
10	703	0	703	25.7%			0	B053
11	715	0	715	26.1%			0	B053
12	707	38	745	27.2%			0	B053
13	738	0	738	26.9%			0	B053
14	809	0	809	29.5%			0	B053
15	686	0	686	25.0%			0	B053
16	666	0	666	24.3%			0	B053
17	709	0	709	25.9%			0	B053
18	522	0	522	19.1%			0	B053
19	648	39	687	25.1%			0	B053
20	653	0	653	23.8%			0	B053
21	678	0	678	24.8%			0	B053
22	511	0	511	18.7%			0	B053
23	640	0	640	23.4%			0	B053
24	794	0	794	29.0%			0	B053
25	722	46	768	28.0%			0	B053
26	771	0	771	28.2%			0	B053
27	565	0	565	20.6%			0	B053
28	846	0	846	30.9%			0	B053
29	625	0	625	22.8%			0	B053
30	890	0	890	32.5%			0	B053
31	0	0	0	0.0%				
TOTAL:	20,562	388	20,950		0		0	

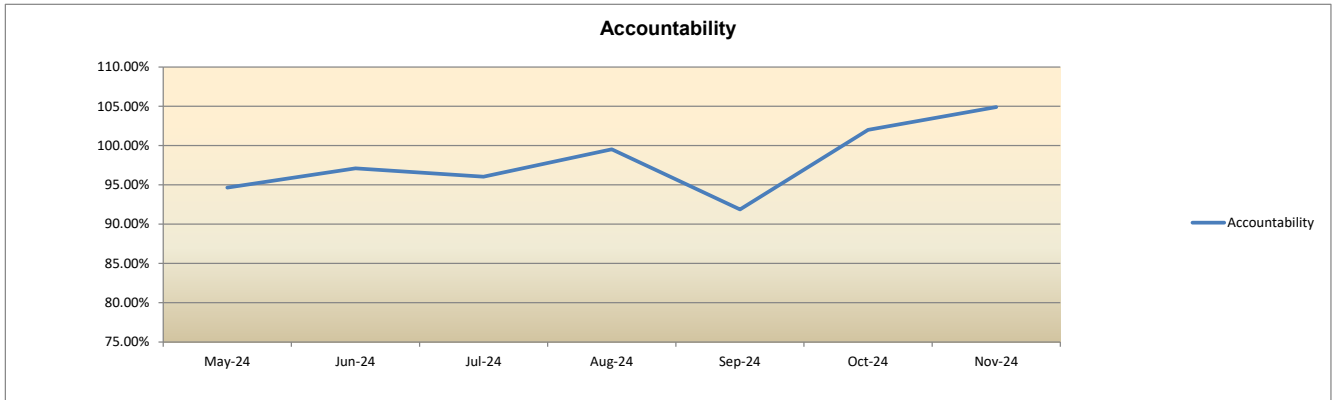
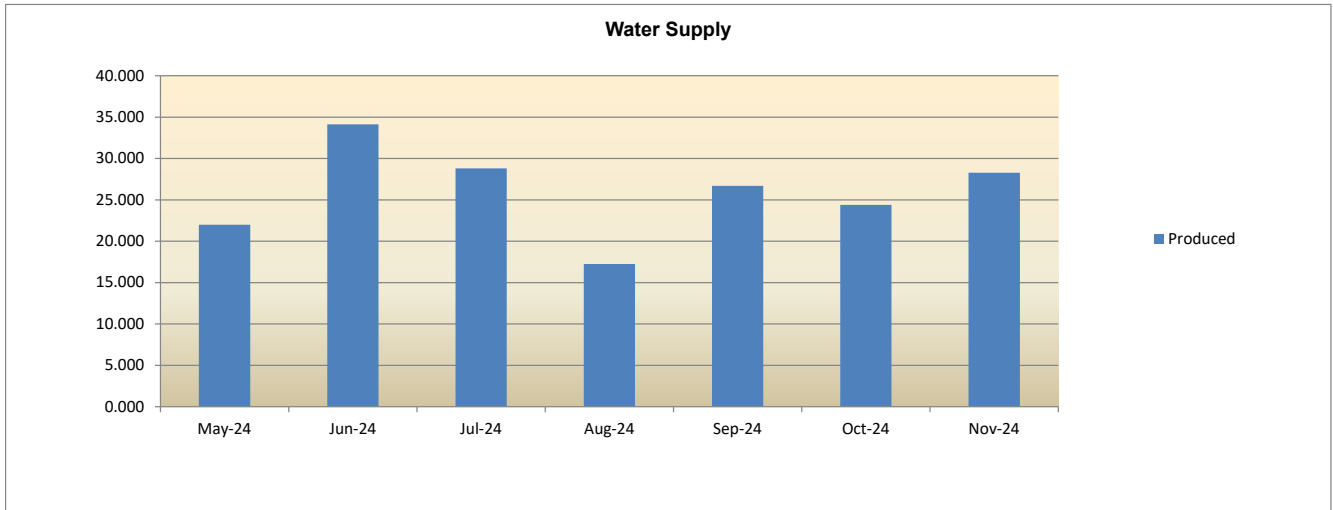
BC31 PERMIT	PERMIT TERM	GALLONS PUMPED	PERMIT USED	MONTHS	
	2/1/24 - 1/31/25			AVAIL	PROJ
300,000	x 1,000 gallons	236,640	79%	2	3

WATER WELL	PRODUCT TEST	GPM	DAILY CAPACITY
1	6/1/23	1311	1,888
2	5/16/24	622	851
TOTAL			2,739



City of Iowa Colony Accountability Report

Billing Period	Produced	Purchased I/C	Total Supplied	Metered COIC	Metered B032	Sold to B053	Unmetered	Repairs	Accountability	Four month average
04/11/24 - 05/10/24	21.993	0.000	21.993	11.768	5.834	0.000	0.715	2.500	94.65%	96.46%
05/11/24 - 06/10/24	34.122	0.000	34.122	26.725	6.022	0.000	0.387	0.000	97.10%	96.22%
06/11/24 - 07/11/24	28.807	0.000	28.807	20.639	6.861	0.000	0.167	0.000	96.04%	95.60%
07/12/24 - 08/08/24	17.237	3.300	20.537	15.248	4.943	0.000	0.252	0.000	99.54%	96.84%
08/09/24 - 09/09/24	26.704	0.000	26.704	16.939	7.376	0.000	0.220	0.000	91.88%	96.14%
09/10/24 - 10/07/24	24.399	0.000	24.399	16.249	8.421	0.000	0.221	0.000	102.02%	97.37%
10/08/24 - 11/07/24	28.274	0.000	28.274	28.731	0.000	0.000	0.930	0.000	104.91%	99.59%



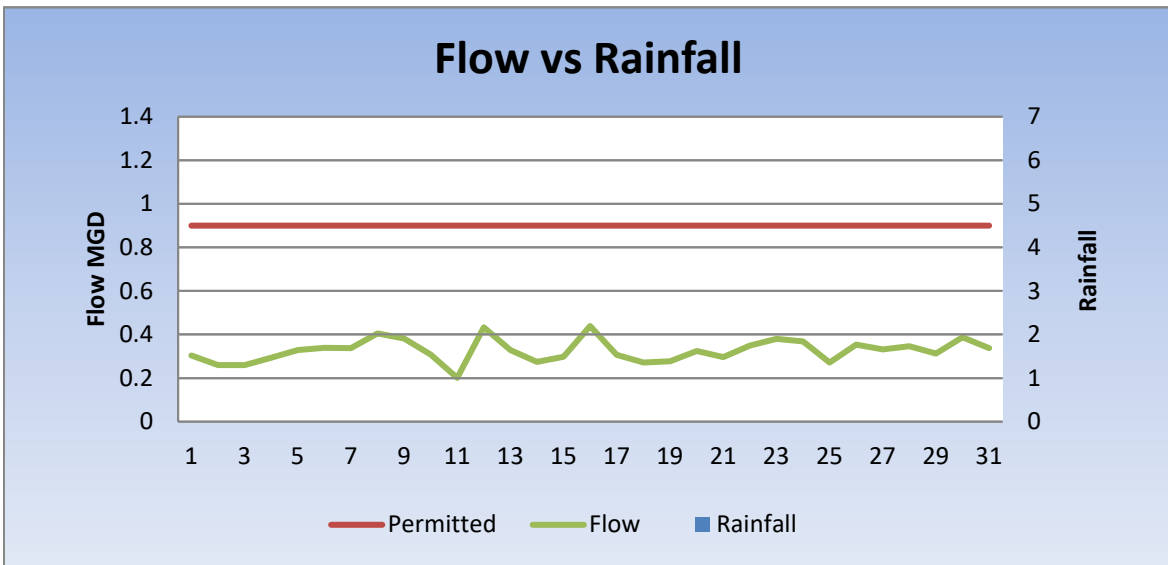
City of Iowa Colony Wastewater Treatment Plant

Permit # 14546-001
Expires: 6/26/2024

Design: 0.900 MGD
Utilized 39.3%

PARAMETER		UNITS	PERMIT LIMITS	Oct-24 RESULTS	EXCURSION
Dissolved Oxygen:	Min	mg / l	4.0	6.9	0
pH:	Min	S.U.	6.0	7.0	0
	Max	S.U.	9.0	7.6	0
Total Suspended Solids:	Avg	lbs / day	113.0	21.2	0
	Avg	mg / l	15.0	7.6	0
	Max	mg / l	40.0	14.0	0
Ammonia:	Avg	lbs / day	23.0	1.8	0
	Avg	mg / l	3.0	0.6	0
	Max	mg / l	10.0	1.5	0
Flow:	Avg	M.G.D.	0.90	0.35	0
2-Hour Peak Flow:	Max	gpm	3.60	0.48	0
Chlorine:	Min	mg / l	1.0	1.7	0
	Max	mg / l	4.0	3.3	0
E.coli:	Avg	CFU/100ml	126	1.0	0
	Max	CFU/100ml	399	1.0	0
CBOD:	Avg	lbs / day	75.0	8.3	0
	Avg	mg / l	10.0	3.0	0
	Max	mg / l	25.0	3.3	0

Permit Excursions:	0	Sanitary Sewer Overflows:	0
Rainfall:	0	SSO Gallons:	0



City of Iowa Colony Customer Billing Report

	November 11, 2024	October 11, 2024	September 11, 2024
Beginning Date	10/26/2024	9/27/2024	8/24/2024
Closing Date	11/25/2024	10/25/2024	9/26/2024

Collected Amount

Penalty	\$ 5,126.01	\$ 3,317.86	\$ 5,076.19
Water	\$ 87,069.04	\$ 55,420.92	\$ 117,656.12
Sewer	\$ 72,477.17	\$ 39,823.79	\$ 43,811.14
Garbage Tax	\$ 2,953.89	\$ 2,748.93	\$ 3,049.59
Garbage Collection Fees	\$ 36,337.51	\$ 32,993.21	\$ 36,643.08
Franchise	\$ 5,485.89	\$ 4,850.87	\$ 8,056.56
Voluntary Fire	\$ 4,748.70	\$ 3,272.37	\$ 3,350.29
Grease Trap	\$ 803.00	\$ -	\$ -
Deposit	\$ 4,989.86	\$ 3,018.10	\$ 1,496.05
Transfer Fee	\$ 1,853.67	\$ 1,437.24	\$ 780.32
Miscellaneous	\$ 7,096.63	\$ 4,973.97	\$ 5,078.49
TOTAL COLLECTED	\$ 228,941.37	\$ 151,857.26	\$ 224,997.83
OVERPAYMENT	\$ 11,779.65	\$ 6,427.58	\$ 22,056.37
TOTAL COLLECTED	\$ 240,721.02	\$ 158,284.84	\$ 247,054.20

Billed Amounts

Water	\$ 132,319.99	\$ 79,704.10	\$ 81,026.09
Sewer	\$ 64,525.02	\$ 43,855.00	\$ 43,384.98
Garbage Tax	\$ 4,595.58	\$ 2,946.36	\$ 2,936.04
Garbage	\$ 55,587.20	\$ 35,630.40	\$ 35,505.60
Franchise Fee	\$ 9,842.39	\$ 6,176.99	\$ 6,219.86
Voluntary Fire	\$ 6,960.00	\$ 4,965.00	\$ 4,956.00
Grease Trap	\$ 1,608.00	\$ 134.00	\$ 134.00
Deposit	\$ 12,600.00	\$ 3,075.00	\$ 3,975.00
Transfer Fee	\$ 3,880.00	\$ 1,190.00	\$ 1,855.00
Miscellaneous	\$ 1,400.00	\$ 500.00	\$ 600.00
TOTAL BILLED	\$ 293,318.18	\$ 178,176.85	\$ 180,592.57

Aged Receivables

30 Days Arrears	\$ 31,904.10	\$ 33,807.82	\$ 34,493.49
60 Days Arrears	\$ 20,195.13	\$ 27,135.86	\$ 28,318.99
90 Days Arrears	\$ 6,113.08	\$ 20,903.14	\$ 4,143.03
Over 120 Days Arrears	\$ 12,535.33	\$ 3,717.90	\$ 3,463.44
Previous Month Overpymt	\$ (12,447.66)	\$ (10,749.38)	\$ (17,889.51)
Total Aged Receivables	\$ 58,299.98	\$ 74,815.34	\$ 52,529.44
Current Month Overpymt	\$ (10,044.89)	\$ (8,300.25)	\$ (12,692.48)
TOTAL LESS OVERPYMT	\$ 48,255.09	\$ 66,515.09	\$ 39,836.96
TOTAL RECEIVABLES	\$ 341,573.27	\$ 244,691.94	\$ 220,429.53

Deposit Liabilities	\$ 257,370.00	\$ 164,220.00	\$ 165,095.00
----------------------------	----------------------	----------------------	----------------------

Average Usage For Meters	6,781	6,867	6,865
---------------------------------	-------	-------	-------

City Of Iowa Colony
Connection Report

	November 11, 2024	
	B031	B032
Occupied Single Family	1711	679
Vacant Single Family	20	4
Multi-Family	0	0
Commercial	4	9
Builder	142	39
Irrigation	23	33
Rental Meters	14	0
District Meters	1	0
TOTAL CONNECTIONS	1915	764