

City Of Iowa Colony

Operations Report for the meeting held on November 11th, 2024.

Management Report Summary

1. Maintenance & Repairs:

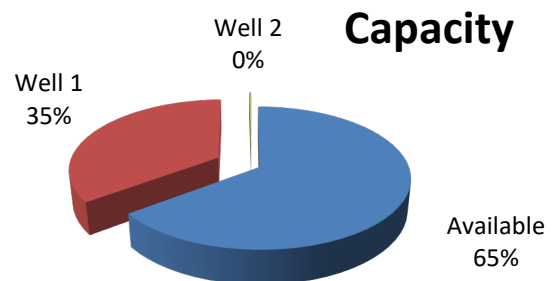
- **Wastewater Treatment Plant**
 - i. C.R. 57 S1 – Replaced bad display screen for chlorine totalizer.
 - ii. C.R. 57 S1 – Ordered and installed new overload block for blower #4
 - iii. C.R. 57 S1 – Replaced bearings on blower motor #5.
 - iv. C.R. 57 S1 – Vactor truck work to clean out headworks, digester, and chlorine contact basin.
- **Lift Station**
 - i. Sterling Lakes Dr L1 – Vactor truck work to clean wet well of heavy debris.
 - ii. Sterling Lakes Dr L1 – Replaced inoperable high and low level floats.
- **Water Plant**
 - i. Nothing to report.
- **Water Distribution**
 - i. In District – Performed monthly end of line flushing.
 - ii. In District – Performed inspections on 192 fire hydrants.
 - iii. 2403 Aquamarine Ln – Excavation to replace leaking section of tapline.
 - iv. 8314 Clear Quartz Ln - Excavation to replace leaking section of tapline.
 - v. 2802 Sapphire Hills Dr – Excavation to reset main line valve riser and set to grade.
- **Sanitary Sewer Collection**
 - i. 9446 Calm Amber Dr – Jett truck and vactor truck cleared blockage in sanitary main.
- **Storm Sewer**
 - i. Nothing to report.

City of Iowa Colony
Production Report

OCTOBER 2024 PUMPAGE X 1,000 GALS								
Date	Well 1	Well 2	Total	Capacity	Purch	From	Sold	To
1	987	0	987	36.0%			0	B053
2	965	0	965	35.2%			0	B053
3	901	0	901	32.9%			0	B053
4	765	0	765	27.9%			0	B053
5	820	0	820	29.9%			0	B053
6	1,162	0	1,162	42.4%			0	B053
7	990	0	990	36.1%			0	B053
8	1,058	0	1,058	38.6%			0	B053
9	895	0	895	32.7%			0	B053
10	1,443	0	1,443	52.7%			0	B053
11	792	0	792	28.9%			0	B053
12	933	0	933	34.1%			0	B053
13	928	0	928	33.9%			0	B053
14	967	45	1,012	36.9%			0	B053
15	902	0	902	32.9%			0	B053
16	963	0	963	35.2%			0	B053
17	947	0	947	34.6%			0	B053
18	864	0	864	31.5%			0	B053
19	982	0	982	35.9%			0	B053
20	1,060	0	1,060	38.7%			0	B053
21	1,017	0	1,017	37.1%			0	B053
22	984	55	1,039	37.9%			0	B053
23	1,125	0	1,125	41.1%			0	B053
24	1,020	0	1,020	37.2%			0	B053
25	854	0	854	31.2%			0	B053
26	1,033	0	1,033	37.7%			0	B053
27	1,088	0	1,088	39.7%			0	B053
28	866	69	935	34.1%			0	B053
29	1,050	0	1,050	38.3%			0	B053
30	853	0	853	31.1%			0	B053
31	602	0	602	22.0%				
TOTAL:	29,816	169	29,985		0		0	

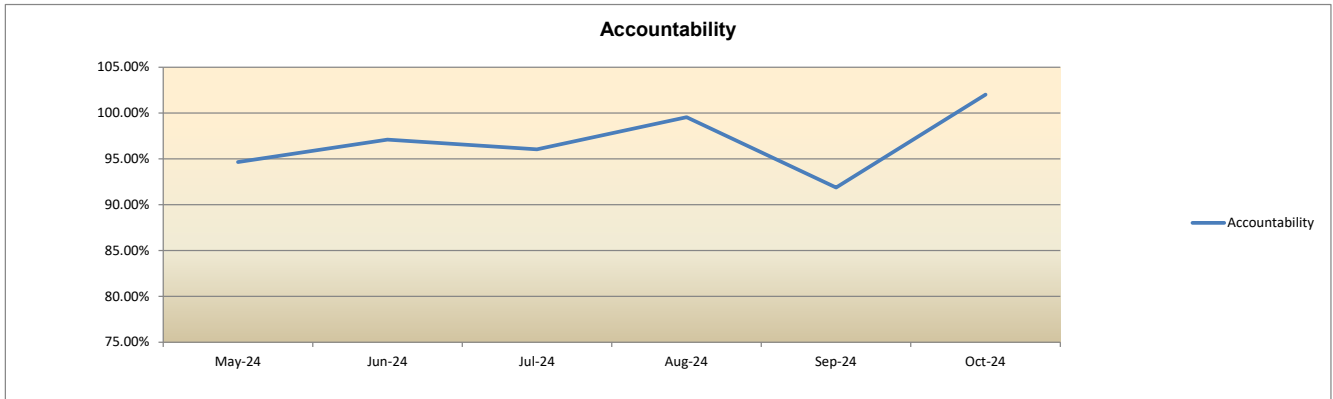
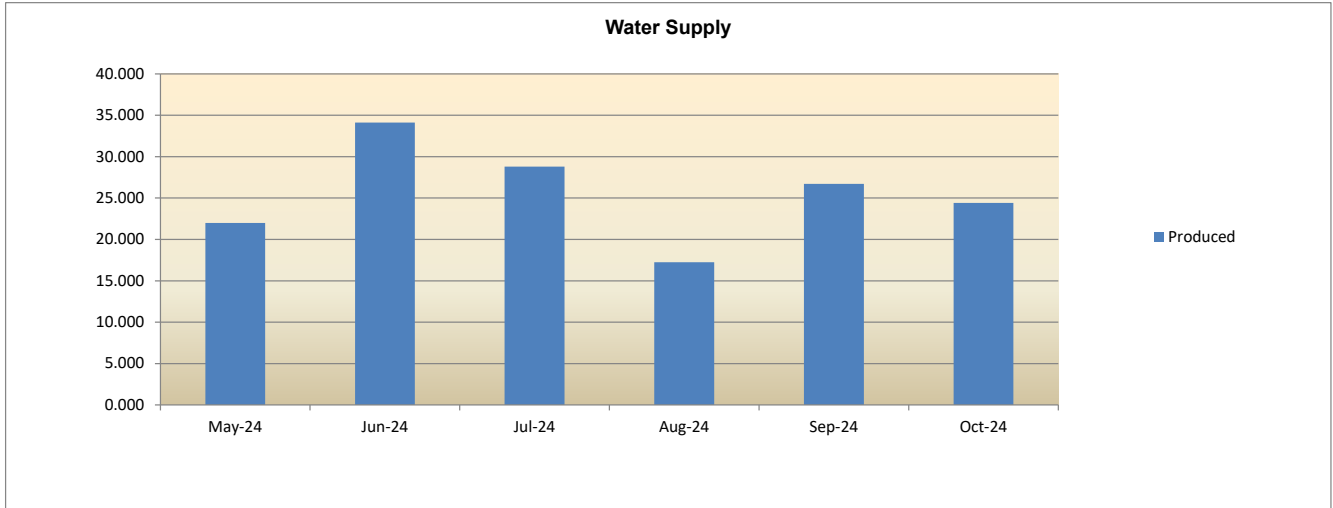
BC31 PERMIT	PERMIT TERM	GALLONS PUMPED	PERMIT USED	MONTHS	
	2/1/24 - 1/31/25			AVAIL	PROJ
300,000	x 1,000 gallons	215,690	72%	3	4

WATER WELL	PRODUCT TEST	GPM	DAILY CAPACITY
1	6/1/23	1311	1,888
2	5/16/24	622	851
TOTAL			2,739



City of Iowa Colony Accountability Report

Billing Period	Produced	Purchased I/C	Total Supplied	Metered COIC	Metered B032	Sold to B053	Unmetered	Repairs	Accountability	Four month average
04/11/24 - 05/10/24	21.993	0.000	21.993	11.768	5.834	0.000	0.715	2.500	94.65%	96.46%
05/11/24 - 06/10/24	34.122	0.000	34.122	26.725	6.022	0.000	0.387	0.000	97.10%	96.22%
06/11/24 - 07/11/24	28.807	0.000	28.807	20.639	6.861	0.000	0.167	0.000	96.04%	95.60%
07/12/24 - 08/08/24	17.237	3.300	20.537	15.248	4.943	0.000	0.252	0.000	99.54%	96.84%
08/09/24 - 09/09/24	26.704	0.000	26.704	16.939	7.376	0.000	0.220	0.000	91.88%	96.14%
09/10/24 - 10/07/24	24.399	0.000	24.399	16.249	8.421	0.000	0.221	0.000	102.02%	97.37%



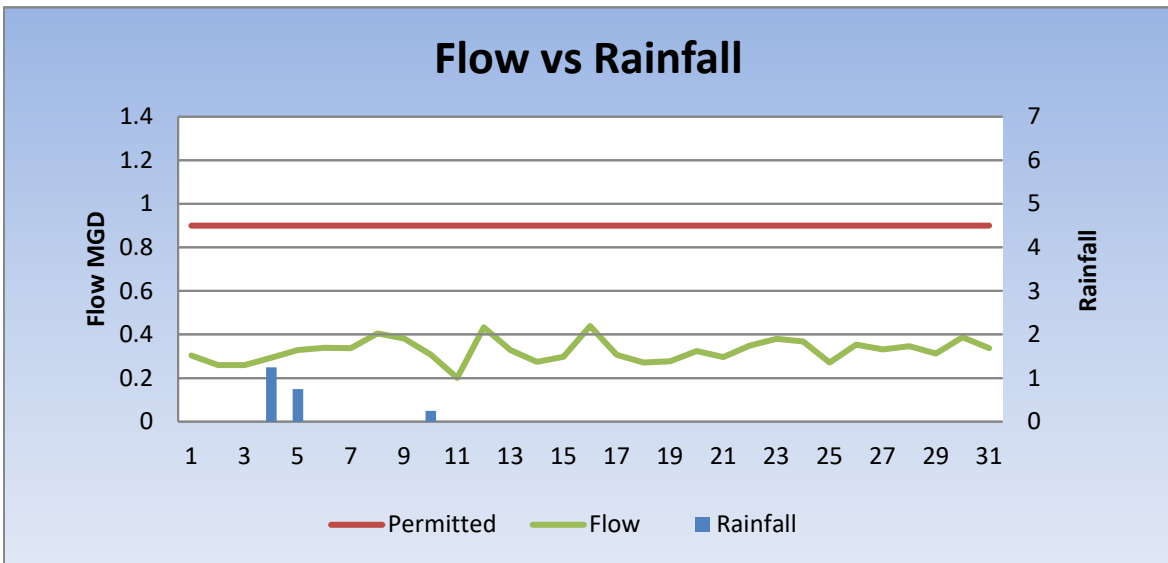
City of Iowa Colony Wastewater Treatment Plant

Permit # 14546-001
Expires: 6/26/2024

Design: 0.900 MGD
Utilized 38.4%

PARAMETER		UNITS	PERMIT LIMITS	Sep-24 RESULTS	EXCURSION
Dissolved Oxygen:	Min	mg / l	4.0	6.9	0
pH:	Min	S.U.	6.0	7.0	0
	Max	S.U.	9.0	7.3	0
Total Suspended Solids:	Avg	lbs / day	113.0	7.9	0
	Avg	mg / l	15.0	2.7	0
	Max	mg / l	40.0	3.3	0
Ammonia:	Avg	lbs / day	23.0	3.4	0
	Avg	mg / l	3.0	1.2	0
	Max	mg / l	10.0	4.0	0
Flow:	Avg	M.G.D.	0.90	0.35	0
2-Hour Peak Flow:	Max	gpm	3.60	0.56	0
Chlorine:	Min	mg / l	1.0	1.2	0
	Max	mg / l	4.0	2.5	0
E.coli:	Avg	CFU/100ml	126	1.0	0
	Max	CFU/100ml	399	2.0	0
CBOD:	Avg	lbs / day	75.0	8.7	0
	Avg	mg / l	10.0	2.9	0
	Max	mg / l	25.0	3.4	0

Permit Excursions:	0	Sanitary Sewer Overflows:	0
Rainfall:	2.25	SSO Gallons:	0



City of Iowa Colony Customer Billing Report

	October 11, 2024	September 11, 2024	August 11, 2024
Beginning Date	9/27/2024	8/24/2024	7/25/2024
Closing Date	10/25/2024	9/26/2024	8/23/2024

Collected Amount

Penalty	\$ 3,317.86	\$ 5,076.19	\$ 730.43
Water	\$ 55,420.92	\$ 117,656.12	\$ 78,135.42
Sewer	\$ 39,823.79	\$ 43,811.14	\$ 56,627.96
Garbage Tax	\$ 2,748.93	\$ 3,049.59	\$ 3,478.12
Garbage Collection Fees	\$ 32,993.21	\$ 36,643.08	\$ 42,319.97
Franchise	\$ 4,850.87	\$ 8,056.56	\$ 5,404.78
Voluntary Fire	\$ 3,272.37	\$ 3,350.29	\$ 3,400.36
Grease Trap	\$ -	\$ -	\$ -
Deposit	\$ 3,018.10	\$ 1,496.05	\$ 3,288.49
Transfer Fee	\$ 1,437.24	\$ 780.32	\$ 712.76
Miscellaneous	\$ 4,973.97	\$ 5,078.49	\$ 6,541.49
TOTAL COLLECTED	\$ 151,857.26	\$ 224,997.83	\$ 200,639.78
OVERPAYMENT	\$ 6,427.58	\$ 22,056.37	\$ 8,114.34
TOTAL COLLECTED	\$ 158,284.84	\$ 247,054.20	\$ 208,754.12

Billed Amounts

Water	\$ 79,704.10	\$ 81,026.09	\$ 76,596.94
Sewer	\$ 43,855.00	\$ 43,384.98	\$ 43,000.82
Garbage Tax	\$ 2,946.36	\$ 2,936.04	\$ 2,910.24
Garbage	\$ 35,630.40	\$ 35,505.60	\$ 35,193.60
Franchise Fee	\$ 6,176.99	\$ 6,219.86	\$ 5,978.88
Voluntary Fire	\$ 4,965.00	\$ 4,956.00	\$ 4,911.00
Grease Trap	\$ 134.00	\$ 134.00	\$ 134.00
Deposit	\$ 3,075.00	\$ 3,975.00	\$ 1,050.00
Transfer Fee	\$ 1,190.00	\$ 1,855.00	\$ 490.00
Miscellaneous	\$ 500.00	\$ 600.00	\$ 700.00
TOTAL BILLED	\$ 178,176.85	\$ 180,592.57	\$ 170,965.48

Aged Receivables

30 Days Arrears	\$ 33,807.82	\$ 34,493.49	\$ 68,286.36
60 Days Arrears	\$ 27,135.86	\$ 28,318.99	\$ 68,191.74
90 Days Arrears	\$ 20,903.14	\$ 4,143.03	\$ 2,655.14
Over 120 Days Arrears	\$ 3,717.90	\$ 3,463.44	\$ 8,008.02
Previous Month Overpymt	\$ (10,749.38)	\$ (17,889.51)	\$ (7,007.42)
Total Aged Receivables	\$ 74,815.34	\$ 52,529.44	\$ 140,133.84
Current Month Overpymt	\$ (8,300.25)	\$ (12,692.48)	\$ (9,155.48)
TOTAL LESS OVERPYMT	\$ 66,515.09	\$ 39,836.96	\$ 130,978.36
TOTAL RECEIVABLES	\$ 244,691.94	\$ 220,429.53	\$ 301,943.84

Deposit Liabilities	\$ 164,220.00	\$ 165,095.00	\$ 165,570.00
----------------------------	----------------------	----------------------	----------------------

Average Usage For Meters	6,867	6,865	5,609
---------------------------------	-------	-------	-------

City Of Iowa Colony
Connection Report

	<u>October 11, 2024</u>	<u>September 11, 2024</u>	<u>August 11, 2024</u>
Occupied Single Family	1700	1693	1673
Vacant Single Family	24	25	25
Multi-Family	0	0	0
Commercial	4	3	3
Builder	52	38	42
Irrigation	22	22	22
Rental Meters	5	6	7
District Meters	1	1	1
TOTAL CONNECTIONS	1808	1788	1773