

City Of Iowa Colony

Operations Report for the meeting held on August 12th, 2024.

Management Report Summary

1. Maintenance & Repairs:

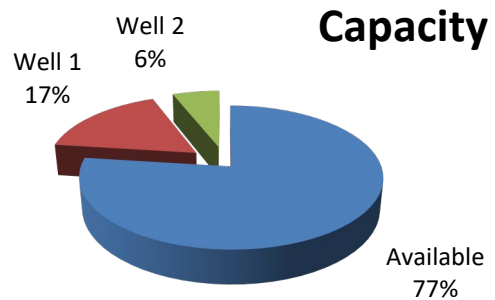
- **Wastewater Treatment Plant**
 - i. C.R. 57 S1 – Replaced cracked coupling element for Blower #4.
 - ii. C.R. 57 S1 – Replaced two bad gate valves on plant #1.
 - iii. C.R. 57 S1 – 2 Vactor truck jobs to clean out headworks and chlorine contact basin.
- **Lift Station**
 - i. Green Paradise Dr L2 – Installed new vent fan on lift station control panel.
- **Water Plant**
 - i. Bronze Shore Dr W1 – Ordered and installed new batteries for onsite generator.
 - ii. Bronze Shore Dr W1 – Ordered drip oil for use on both wells #1 & #2.
- **Water Distribution**
 - i. In District – Performed monthly end of line flushing.
- **Sanitary Sewer Collection**
 - i. Nothing to report.
- **Storm Sewer**
 - i. Nothing to report.

City of Iowa Colony
Production Report

JULY 2024 PUMPAGE X 1,000 GALS								
Date	Well 1	Well 2	Total	Capacity	Purch	From	Sold	To
1	971	0	971	35.5%			0	B053
2	823	0	823	30.0%			0	B053
3	891	141	1,032	37.7%			0	B053
4	871	0	871	31.8%			0	B053
5	1,020	0	1,020	37.2%			0	B053
6	231	132	363	13.3%			0	B053
7	0	651	651	23.8%			0	B053
8	0	398	398	14.5%			0	B053
9	0	628	628	22.9%			0	B053
10	0	709	709	25.9%			0	B053
11	0	582	582	21.2%			0	B053
12	0	646	646	23.6%			0	B053
13	0	525	525	19.2%			0	B053
14	0	675	675	24.6%			0	B053
15	708	0	708	25.9%			0	B053
16	753	0	753	27.5%			0	B053
17	556	0	556	20.3%			0	B053
18	616	0	616	22.5%			0	B053
19	720	0	720	26.3%			0	B053
20	667	0	667	24.4%			0	B053
21	573	0	573	20.9%			0	B053
22	635	0	635	23.2%			0	B053
23	536	0	536	19.6%			0	B053
24	542	0	542	19.8%			0	B053
25	430	0	430	15.7%			0	B053
26	426	0	426	15.6%			0	B053
27	354	0	354	12.9%			0	B053
28	528	0	528	19.3%			0	B053
29	485	0	485	17.7%			0	B053
30	552	0	552	20.2%			0	B053
31	552	0	552	20.2%			0	B053
TOTAL:	14,440	5,087	19,527		0		0	

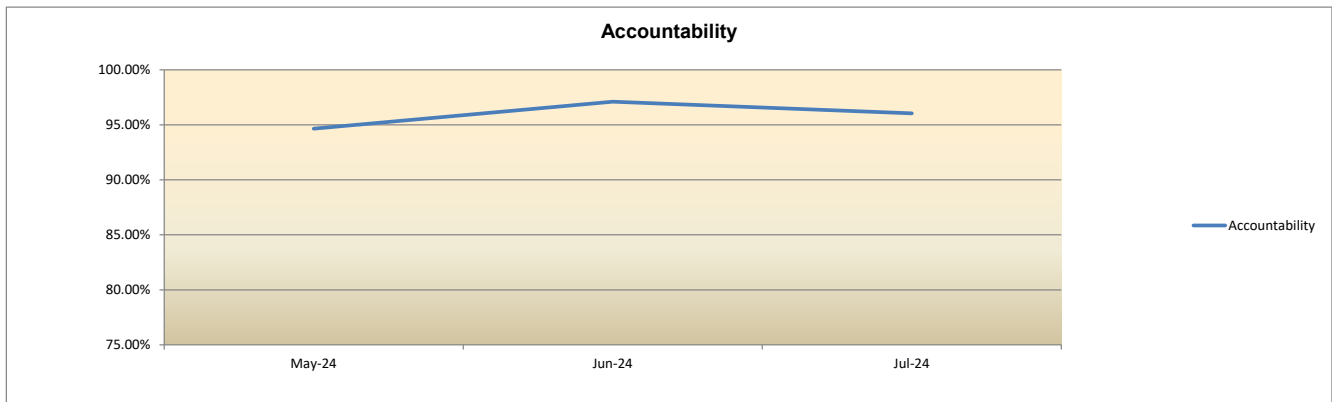
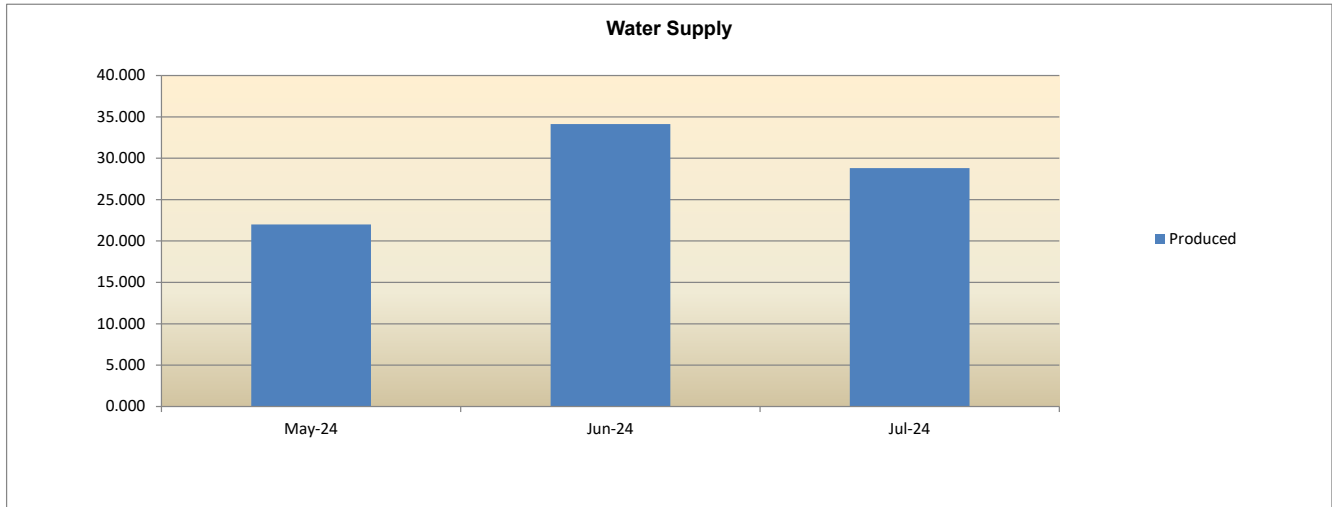
BC31 PERMIT	PERMIT TERM	GALLONS PUMPED	PERMIT USED	MONTHS	
	2/1/24 - 1/31/25			AVAIL	PROJ
300,000	x 1,000 gallons	135,434	45%	6	7

WATER WELL	PRODUCT TEST	GPM	DAILY CAPACITY
1	6/1/23	1311	1,888
2	5/16/24	622	851
TOTAL			2,739



City of Iowa Colony Accountability Report

Billing Period	Produced	Purchased I/C	Total Supplied	Metered COIC	Metered B032	Sold to B053	Unmetered	Repairs	Accountability	Four month average
04/11/24 - 05/10/24	21.993	0.000	21.993	11.768	5.834	0.000	0.715	2.500	94.65%	96.46%
05/11/24 - 06/10/24	34.122	0.000	34.122	26.725	6.022	0.000	0.387	0.000	97.10%	96.22%
06/11/24 - 07/11/24	28.807	0.000	28.807	20.639	6.861	0.000	0.167	0.000	96.04%	95.60%



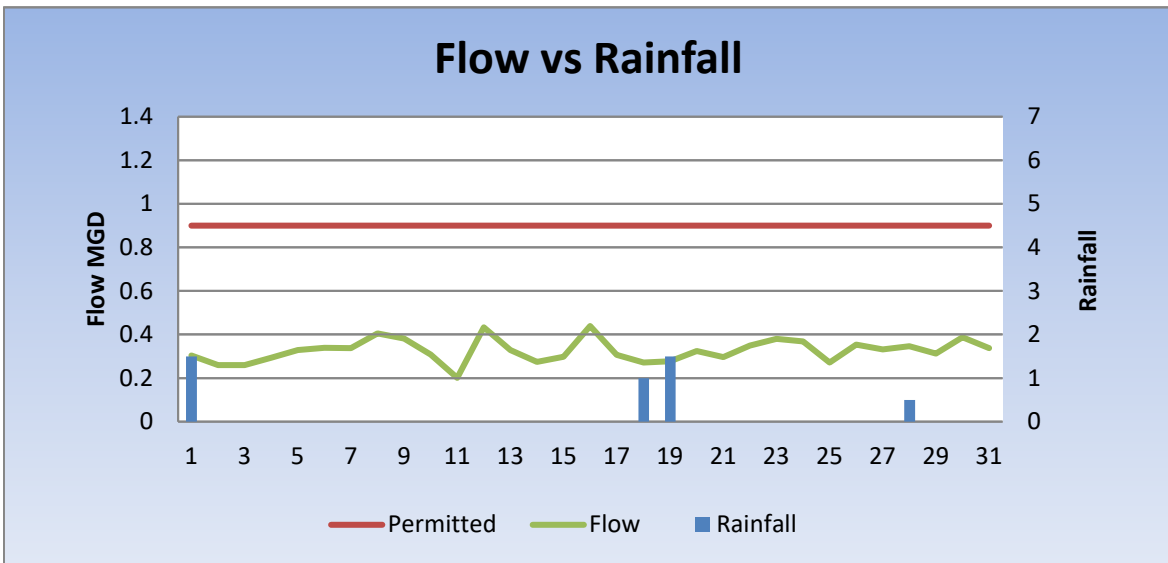
City of Iowa Colony Wastewater Treatment Plant

Permit # 14546-001
Expires: 6/26/2024

Design: 0.900 MGD
Utilized 35.4%

PARAMETER		UNITS	PERMIT LIMITS	Jun-24 RESULTS	EXCURSION
Dissolved Oxygen:	Min	mg / l	4.0	6.9	0
pH:	Min	S.U.	6.0	7.0	0
	Max	S.U.	9.0	7.2	0
Total Suspended Solids:	Avg	lbs / day	113.0	8.7	0
	Avg	mg / l	15.0	3.8	0
	Max	mg / l	40.0	6.0	0
Ammonia:	Avg	lbs / day	23.0	0.5	0
	Avg	mg / l	3.0	0.2	0
	Max	mg / l	10.0	0.2	0
Flow:	Avg	M.G.D.	0.90	0.32	0
2-Hour Peak Flow:	Max	gpm	3.60	0.59	0
Chlorine:	Min	mg / l	1.0	1.3	0
	Max	mg / l	4.0	2.6	0
E.coli:	Avg	CFU/100ml	126	1.0	0
	Max	CFU/100ml	399	1.0	0
CBOD:	Avg	lbs / day	75.0	6.1	0
	Avg	mg / l	10.0	2.6	0
	Max	mg / l	25.0	3.2	0

Permit Excursions:	0	Sanitary Sewer Overflows:	0
Rainfall:	4.5	SSO Gallons:	0



City of Iowa Colony Customer Billing Report

	July 11, 2024	June 11, 2024
Beginning Date	6/27/2024	5/21/2024
Closing Date	7/24/2024	6/26/2024

Collected Amount

Penalty	\$ 989.16	\$ 1,235.79
Water	\$ 73,350.49	\$ 18,436.58
Sewer	\$ 70,070.57	\$ 32,364.12
Garbage Tax	\$ 2,445.15	\$ -
Garbage Tax	\$ 30,376.43	\$ -
Franchise	\$ 3,880.71	\$ -
Voluntary Fire	\$ 3,196.78	\$ 1,562.51
Grease Trap	\$ 134.00	\$ 60.00
Deposit	\$ 3,175.00	\$ 2,785.00
Transfer Fee	\$ 1,015.00	\$ 930.00
Miscellaneous	\$ 10,816.28	\$ 1,440.95
TOTAL COLLECTED	\$ 199,449.57	\$ 58,814.95
OVERPAYMENT	\$ 7,574.11	\$ 2,692.92
TOTAL COLLECTED	\$ 207,023.68	\$ 61,507.87

Billed Amounts

Water	\$ 109,572.03	\$ 130,677.91
Sewer	\$ 43,078.32	\$ 42,717.50
Garbage Tax	\$ 3,705.48	\$ 3,672.63
Garbage	\$ 45,007.20	\$ 44,608.20
Franchise Fee	\$ 7,631.66	\$ 8,669.10
Voluntary Fire	\$ 4,926.00	\$ 4,926.00
Grease Trap	\$ 134.00	\$ 134.00
Deposit	\$ 2,900.00	\$ 2,075.00
Transfer Fee	\$ 970.00	\$ 620.00
Miscellaneous	\$ 500.00	\$ 100.00
TOTAL BILLED	\$ 218,424.69	\$ 238,200.34

Aged Receivables

30 Days Arrears	\$ 112,109.23	\$ 67,250.86
60 Days Arrears	\$ 16,121.92	\$ 22,994.56
90 Days Arrears	\$ 10,927.55	\$ 5,649.08
Over 120 Days Arrears	\$ 7,424.41	\$ 5,436.05
Previous Month Overpymt	\$ (6,883.70)	\$ (5,256.77)
Total Aged Receivables	\$ 139,699.41	\$ 96,073.78
Current Month Overpymt	\$ (8,348.56)	\$ (7,939.43)
TOTAL LESS OVERPYMT	\$ 131,350.85	\$ 88,134.35
TOTAL RECEIVABLES	\$ 349,775.54	\$ 326,334.69

Deposit Liabilities	\$ 164,520.00	\$ 164,545.00
----------------------------	----------------------	----------------------

Average Usage For Meters	6,195	6,284
---------------------------------	-------	-------

City Of Iowa Colony
Connection Report

	<u>July 11, 2024</u>	<u>June 11, 2024</u>
Occupied Single Family	1679	1664
Vacant Single Family	19	34
Multi-Family	0	0
Commercial	3	3
Builder	42	41
Irrigation	21	21
Rental Meters	8	9
District Meters	1	1
TOTAL CONNECTIONS	1773	1773