

City Of Iowa Colony

Operations Report for the meeting held on September 9th, 2024.

Management Report Summary

1. Maintenance & Repairs:

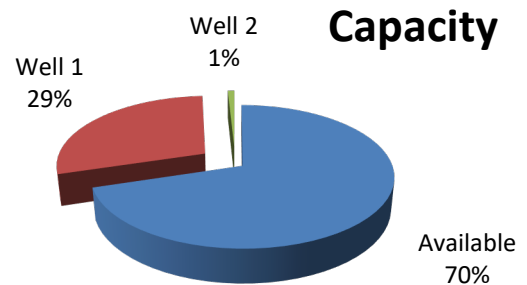
- **Wastewater Treatment Plant**
 - i. C.R. 57 S1 – Subcontractor onsite to grease bearings for blower #5.
 - ii. C.R. 57 S1 – Ordered HTH granular for use at facility.
 - iii. C.R. 57 S1 – Filled diesel tank for onsite generator.
 - iv. C.R. 57 S1 – Vactor truck work clean out headworks and chlorine contact basin.
- **Lift Station**
 - i. Sterling Lakes Dr L1 – Pulled high- and low-level floats for cleaning.
- **Water Plant**
 - i. Bronze Shore Dr W1 – Filled diesel tank for onsite generator.
- **Water Distribution**
 - i. In District – Performed monthly end of line flushing.
 - ii. 9635 Golden Cypress Dr – Excavation to replace inoperable curb stops.
- **Sanitary Sewer Collection**
 - i. 2802 Silver Falls Ln – Jett truck cleared blockage in sanitary main.
 - ii. 9427 Copper Cove Ln – Jett truck cleared blockage in sanitary main.
- **Storm Sewer**
 - i. Nothing to report.

City of Iowa Colony
Production Report

AUGUST 2024 PUMPAGE X 1,000 GALS								
Date	Well 1	Well 2	Total	Capacity	Purch	From	Sold	To
1	477	0	477	17.4%			0	B053
2	728	0	728	26.6%			0	B053
3	726	0	726	26.5%			0	B053
4	662	0	662	24.2%			0	B053
5	825	0	825	30.1%			0	B053
6	698	0	698	25.5%			0	B053
7	787	0	787	28.7%			0	B053
8	855	0	855	31.2%			0	B053
9	729	0	729	26.6%			0	B053
10	831	0	831	30.3%			0	B053
11	859	0	859	31.4%			0	B053
12	564	72	636	23.2%			0	B053
13	704	0	704	25.7%			0	B053
14	886	0	886	32.3%			0	B053
15	720	0	720	26.3%			0	B053
16	691	0	691	25.2%			0	B053
17	900	0	900	32.9%			0	B053
18	421	559	980	35.8%			0	B053
19	923	30	953	34.8%			0	B053
20	804	0	804	29.4%			0	B053
21	1,038	0	1,038	37.9%			0	B053
22	944	0	944	34.5%			0	B053
23	901	0	901	32.9%			0	B053
24	869	0	869	31.7%			0	B053
25	935	0	935	34.1%			0	B053
26	875	0	875	31.9%			0	B053
27	748	50	798	29.1%			0	B053
28	831	0	831	30.3%			0	B053
29	624	0	624	22.8%			0	B053
30	625	0	625	22.8%			0	B053
31	1,407	0	1,407	51.4%				
TOTAL:	24,587	711	25,298		0		0	

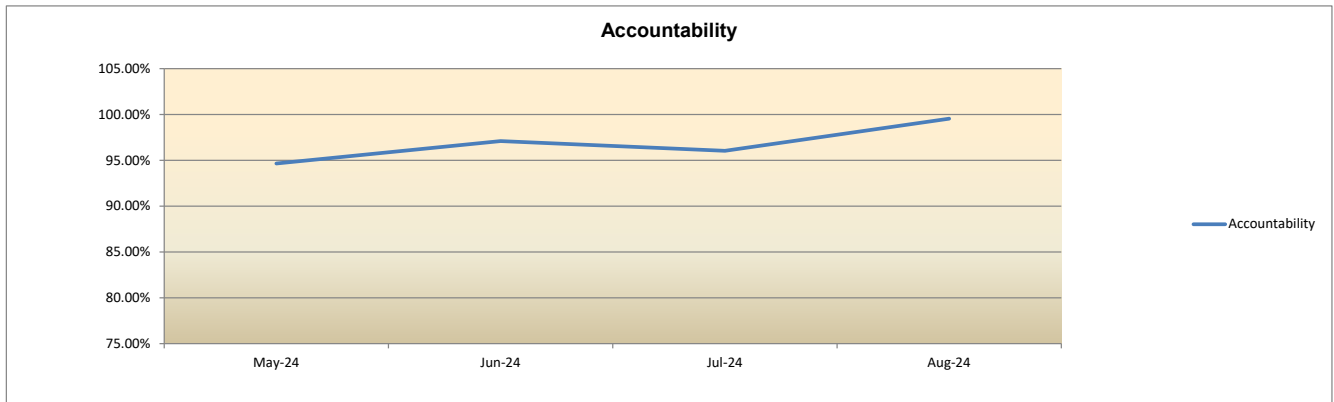
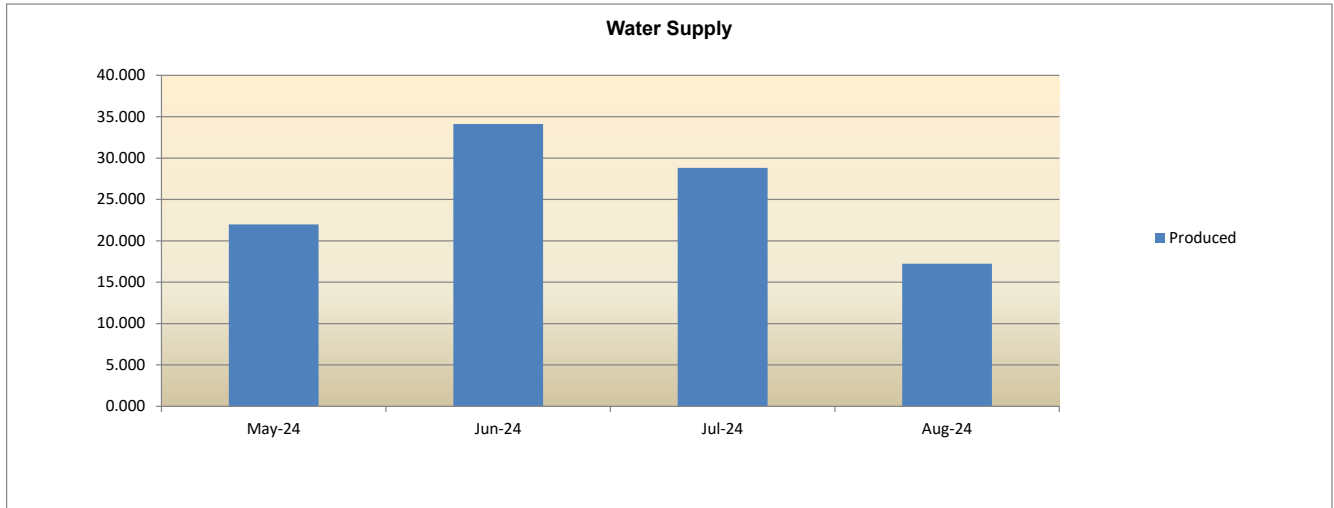
BC31 PERMIT	PERMIT TERM	GALLONS PUMPED	PERMIT USED	MONTHS	
	2/1/24 - 1/31/25			AVAIL	PROJ
300,000	x 1,000 gallons	160,732	54%	5	6

WATER WELL	PRODUCT TEST	GPM	DAILY CAPACITY
1	6/1/23	1311	1,888
2	5/16/24	622	851
TOTAL			2,739



City of Iowa Colony Accountability Report

Billing Period	Produced	Purchased I/C	Total Supplied	Metered COIC	Metered B032	Sold to B053	Unmetered	Repairs	Accountability	Four month average
04/11/24 - 05/10/24	21.993	0.000	21.993	11.768	5.834	0.000	0.715	2.500	94.65%	96.46%
05/11/24 - 06/10/24	34.122	0.000	34.122	26.725	6.022	0.000	0.387	0.000	97.10%	96.22%
06/11/24 - 07/11/24	28.807	0.000	28.807	20.639	6.861	0.000	0.167	0.000	96.04%	95.60%
07/12/24 - 08/08/24	17.237	3.300	20.537	15.248	4.943	0.000	0.252	0.000	99.54%	96.84%



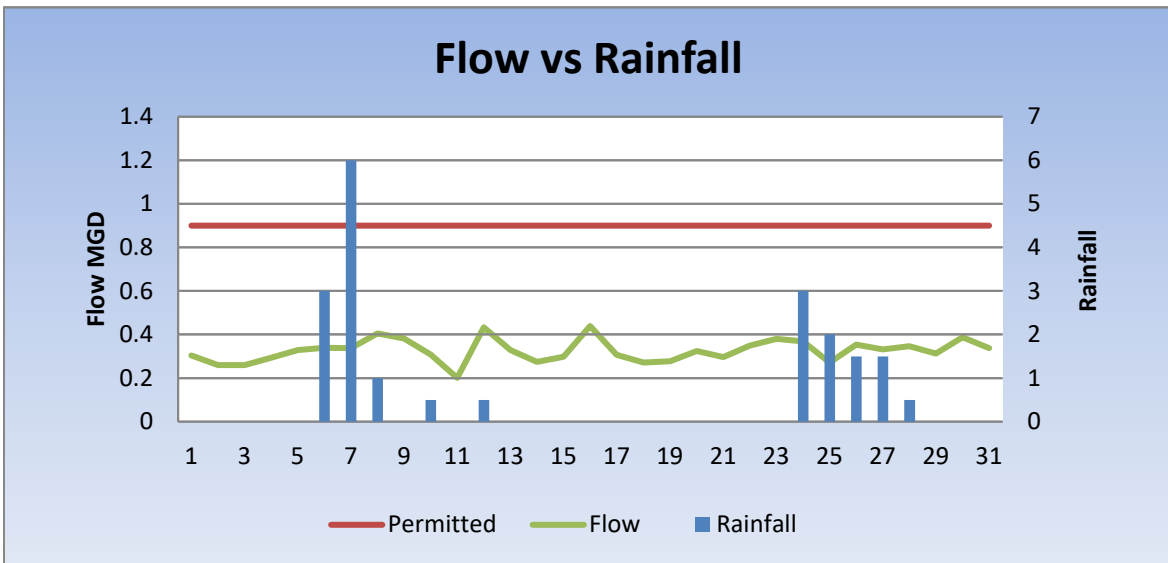
City of Iowa Colony Wastewater Treatment Plant

Permit # 14546-001
Expires: 6/26/2024

Design: 0.900 MGD
Utilized 48.3%

PARAMETER		UNITS	PERMIT LIMITS	Jul-24 RESULTS	EXCURSION
Dissolved Oxygen:	Min	mg / l	4.0	6.9	0
pH:	Min	S.U.	6.0	7.0	0
	Max	S.U.	9.0	7.4	0
Total Suspended Solids:	Avg	lbs / day	113.0	9.2	0
	Avg	mg / l	15.0	2.9	0
	Max	mg / l	40.0	4.0	0
Ammonia:	Avg	lbs / day	23.0	0.7	0
	Avg	mg / l	3.0	0.2	0
	Max	mg / l	10.0	0.2	0
Flow:	Avg	M.G.D.	0.90	0.44	0
2-Hour Peak Flow:	Max	gpm	3.60	0.80	0
Chlorine:	Min	mg / l	1.0	1.0	0
	Max	mg / l	4.0	3.9	0
E.coli:	Avg	CFU/100ml	126	1.0	0
	Max	CFU/100ml	399	1.0	0
CBOD:	Avg	lbs / day	75.0	10.1	0
	Avg	mg / l	10.0	2.9	0
	Max	mg / l	25.0	3.9	0

Permit Excursions:	0	Sanitary Sewer Overflows:	0
Rainfall:	19.5	SSO Gallons:	0



City of Iowa Colony Customer Billing Report

	August 11, 2024	July 11, 2024	June 11, 2024
Beginning Date	7/25/2024	6/27/2024	5/21/2024
Closing Date	8/23/2024	7/24/2024	6/26/2024

Collected Amount

Penalty	\$ 730.43	\$ 989.16	\$ 1,235.79
Water	\$ 78,135.42	\$ 73,350.49	\$ 18,436.58
Sewer	\$ 56,627.96	\$ 70,070.57	\$ 32,364.12
Garbage Tax	\$ 3,478.12	\$ 2,445.15	\$ -
Garbage Tax	\$ 42,319.97	\$ 30,376.43	\$ -
Franchise	\$ 5,404.78	\$ 3,880.71	\$ -
Voluntary Fire	\$ 3,400.36	\$ 3,196.78	\$ 1,562.51
Grease Trap	\$ -	\$ 134.00	\$ 60.00
Deposit	\$ 3,288.49	\$ 3,175.00	\$ 2,785.00
Transfer Fee	\$ 712.76	\$ 1,015.00	\$ 930.00
Miscellaneous	\$ 6,541.49	\$ 10,816.28	\$ 1,440.95
TOTAL COLLECTED	\$ 200,639.78	\$ 199,449.57	\$ 58,814.95
OVERPAYMENT	\$ 8,114.34	\$ 7,574.11	\$ 2,692.92
TOTAL COLLECTED	\$ 208,754.12	\$ 207,023.68	\$ 61,507.87

Billed Amounts

Water	\$ 76,596.94	\$ 109,572.03	\$ 130,677.91
Sewer	\$ 43,000.82	\$ 43,078.32	\$ 42,717.50
Garbage Tax	\$ 2,910.24	\$ 3,705.48	\$ 3,672.63
Garbage	\$ 35,193.60	\$ 45,007.20	\$ 44,608.20
Franchise Fee	\$ 5,978.88	\$ 7,631.66	\$ 8,669.10
Voluntary Fire	\$ 4,911.00	\$ 4,926.00	\$ 4,926.00
Grease Trap	\$ 134.00	\$ 134.00	\$ 134.00
Deposit	\$ 1,050.00	\$ 2,900.00	\$ 2,075.00
Transfer Fee	\$ 490.00	\$ 970.00	\$ 620.00
Miscellaneous	\$ 700.00	\$ 500.00	\$ 100.00
TOTAL BILLED	\$ 170,965.48	\$ 218,424.69	\$ 238,200.34

Aged Receivables

30 Days Arrears	\$ 68,286.36	\$ 112,109.23	\$ 67,250.86
60 Days Arrears	\$ 68,191.74	\$ 16,121.92	\$ 22,994.56
90 Days Arrears	\$ 2,655.14	\$ 10,927.55	\$ 5,649.08
Over 120 Days Arrears	\$ 8,008.02	\$ 7,424.41	\$ 5,436.05
Previous Month Overpymt	\$ (7,007.42)	\$ (6,883.70)	\$ (5,256.77)
Total Aged Receivables	\$ 140,133.84	\$ 139,699.41	\$ 96,073.78
Current Month Overpymt	\$ (9,155.48)	\$ (8,348.56)	\$ (7,939.43)
TOTAL LESS OVERPYMT	\$ 130,978.36	\$ 131,350.85	\$ 88,134.35
TOTAL RECEIVABLES	\$ 301,943.84	\$ 349,775.54	\$ 326,334.69

Deposit Liabilities	\$ 165,570.00	\$ 164,520.00	\$ 164,545.00
----------------------------	----------------------	----------------------	----------------------

Average Usage For Meters	5,609	6,195	6,284
---------------------------------	-------	-------	-------

City Of Iowa Colony
Connection Report

	<u>August 11, 2024</u>	<u>July 11, 2024</u>	<u>June 11, 2024</u>
Occupied Single Family	1673	1679	1664
Vacant Single Family	25	19	34
Multi-Family	0	0	0
Commercial	3	3	3
Builder	42	42	41
Irrigation	22	21	21
Rental Meters	7	8	9
District Meters	1	1	1
TOTAL CONNECTIONS	1773	1773	1773