

City Of Iowa Colony

Operations Report for the meeting held on February 10<sup>th</sup>, 2025.

Management Report Summary

**1. Maintenance & Repairs:**

- **Wastewater Treatment Plant**
  - i. WWTP#2 – Installed new chlorine level monitor.
  - ii. WWTP#1 – Vactor truck work to clean out sludge lines.
  - iii. WWTP#1 – Purchased HTH granular for use at facility.
  - iv. WWTP#1 – Vactor truck work to clean debris from headworks and chlorine contact basin.
- **Lift Station**
  - i. LS#2 – Vactor truck work to clean out wet well.
  - ii. LS#4 – Vactor truck work to clean out wet well.
  - iii. LS#6 – Vactor truck work to clean out wet well.
- **Water Distribution**
  - i. 9507 Opal Gates Dr – Excavation to replace leaking tapline
  - ii. In District – 4 excavations to expose and set main line valve boxes to grade.
  - iii. C/O Sterling Lakes & Emerald Arch – Installed 6” extension kit to fire hydrant.
- **Water Plant**
  - i. WW#1 – Replaced solenoid valves on chlorination system.
  - ii. WW#1 – Repaired air leak on Hydropneumatic tank #1 along with bad solenoid valve.
- **Sanitary Sewer Collection**
  - i. 1919 Tioga View Dr – Resealed throat of sanitary manhole.
  - ii. 1822 Homewood Point Ln – Lowered sanitary manhole to grade.
- **Storm Sewer**
  - i. 10502 Sutter Creek Dr – Brokeout sidewalk and raised manhole to grade.
  - ii. C/O Nickel Canyon & Emerald Lakes – Broke out 2 manholes and lowered them to grade.

# City of Iowa Colony Production Report

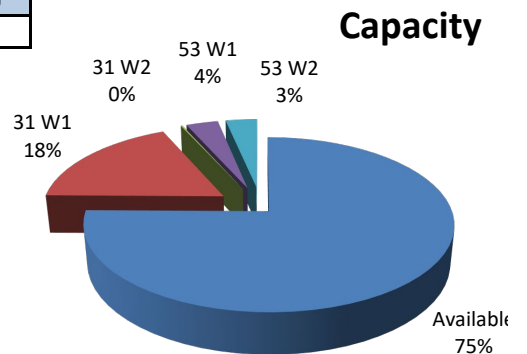
JANUARY 2025 PUMPAGE X 1,000 GALS										
Date	B031 Well 1	B031 Well 2	B053 Well 1	B053 Well 2	Total	Capacity	Purch	From	Sold	To
1	691	0	142	148	981	36.4%			0	B053
2	552	0	114	122	788	29.3%			0	B053
3	522	0	84	78	684	25.4%			0	B053
4	520	0	109	87	716	26.6%			0	B053
5	659	0	109	116	884	32.8%			0	B053
6	427	32	88	130	677	25.1%			0	B053
7	603	0	108	85	796	29.6%			0	B053
8	662	0	85	100	847	31.5%			0	B053
9	411	0	80	53	544	20.2%			0	B053
10	299	0	75	75	449	16.7%			0	B053
11	534	0	104	104	742	27.6%			0	B053
12	520	0	95	100	715	26.6%			0	B053
13	420	39	109	87	655	24.3%			0	B053
14	381	0	79	88	548	20.4%			0	B053
15	515	0	90	105	710	26.4%			0	B053
16	550	0	84	79	713	26.5%			0	B053
17	313	0	88	61	462	17.2%			0	B053
18	535	0	84	103	722	26.8%			0	B053
19	616	0	138	112	866	32.2%			0	B053
20	632	37	112	118	899	33.4%			0	B053
21	683	0	100	114	897	33.3%			0	B053
22	735	0	158	159	1,052	39.1%			0	B053
23	627	0	115	110	852	31.6%			0	B053
24	268	0	59	76	403	15.0%			0	B053
25	456	0	104	81	641	23.8%			0	B053
26	696	0	113	107	916	34.0%			0	B053
27	510	45	84	79	718	26.7%			0	B053
28	611	0	88	100	799	29.7%			0	B053
29	561	0	113	99	773	28.7%			0	B053
30	578	0	81	66	725	26.9%			0	B053
31	0	0	0	0	0	0.0%				
<b>TOTAL:</b>	<b>16,087</b>	<b>153</b>	<b>2,992</b>	<b>2,942</b>	<b>22,174</b>		<b>0</b>		<b>0</b>	

BC31 PERMIT	PERMIT TERM	GALLONS PUMPED	PERMIT USED	MONTHS	
	2/1/24 - 1/31/25			AVAIL	PROJ
300,000	x 1,000 gallons	274,203	91%	0	1

BC53 PERMIT	PERMIT TERM	GALLONS PUMPED	PERMIT USED	MONTHS	
	11/1/24 - 10/31/25			AVAIL	PROJ
120,000	x 1,000 gallons	48,579	40%	9	4

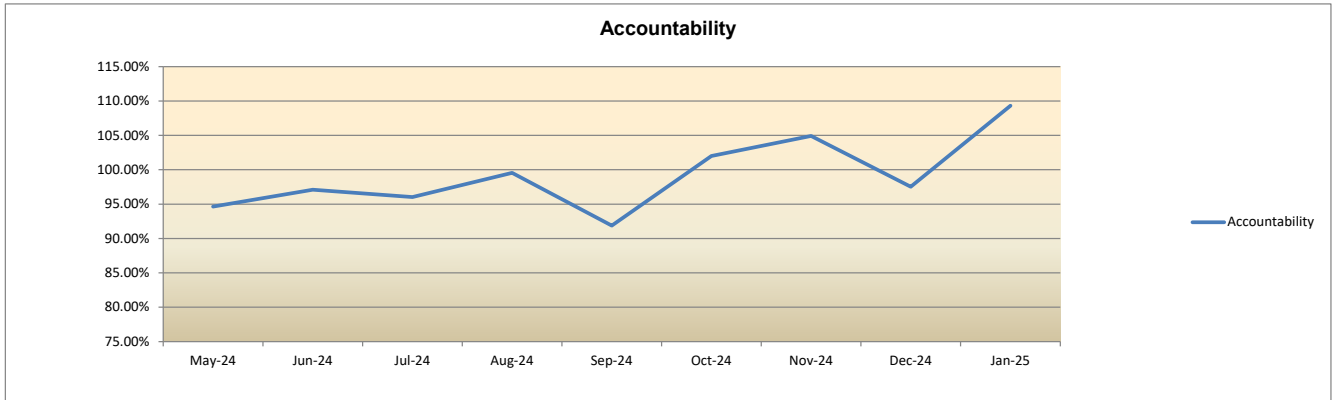
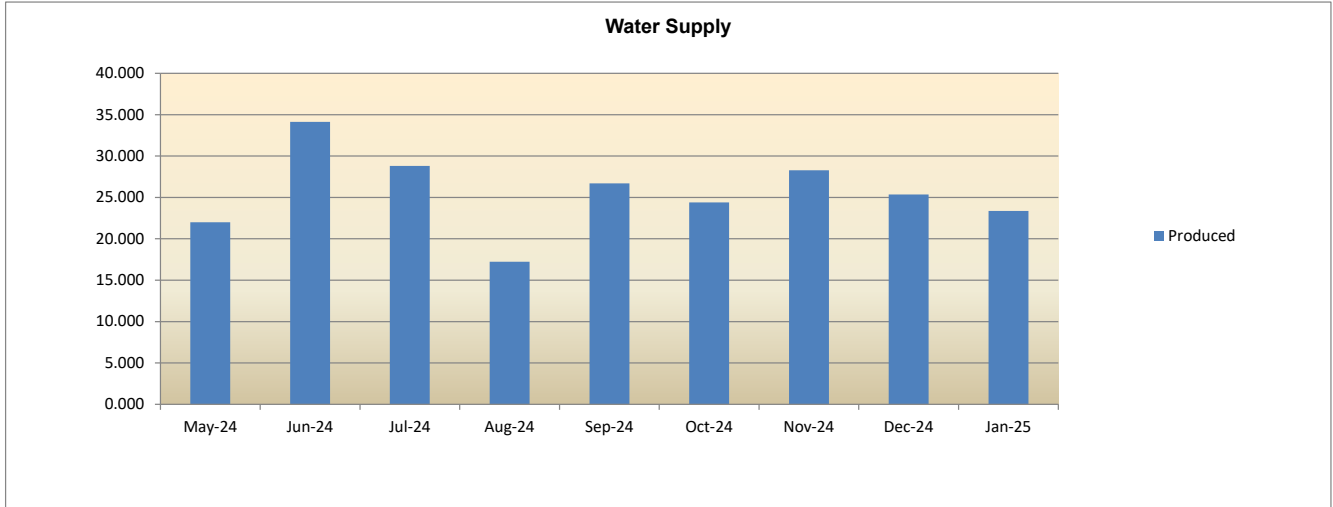
WATER WELL	PRODUCT TEST	GPM	DAILY CAPACITY
BC31 1	12/6/24	1279	1,842
BC31 2	12/6/24	625	851
BC53 1	12/6/24	541	779
BC53 2	11/20/24	600	864
<b>TOTAL</b>			<b>2,693</b>



Available 83,476 80.55%  
 31 W1 19.27%

# City of Iowa Colony Accountability Report

Billing Period	Produced	Purchased I/C	Total Supplied	Metered COIC	Metered B032	Metered to B053	Unmetered	Repairs	Accountability	Four month average
04/11/24 - 05/10/24	21.993	0.000	21.993	11.768	5.834	0.000	0.715	2.500	94.65%	96.46%
05/11/24 - 06/10/24	34.122	0.000	34.122	26.725	6.022	0.000	0.387	0.000	97.10%	96.22%
06/11/24 - 07/11/24	28.807	0.000	28.807	20.639	6.861	0.000	0.167	0.000	96.04%	95.60%
07/12/24 - 08/08/24	17.237	3.300	20.537	15.248	4.943	0.000	0.252	0.000	99.54%	96.84%
08/09/24 - 09/09/24	26.704	0.000	26.704	16.939	7.376	0.000	0.220	0.000	91.88%	96.14%
09/10/24 - 10/07/24	24.399	0.000	24.399	16.249	8.421	0.000	0.221	0.000	102.02%	97.37%
10/08/24 - 11/07/24	28.274	0.000	28.274	28.731	0.000	0.000	0.930	0.000	104.91%	99.59%
11/08/24 - 12/13/24	25.346	0.000	25.346	24.342	0.000	0.000	0.379	0.000	97.53%	99.08%
12/14/24 - 01/10/25	23.375	0.000	23.375	25.499	0.000	0.000	0.054	0.000	109.32%	103.44%



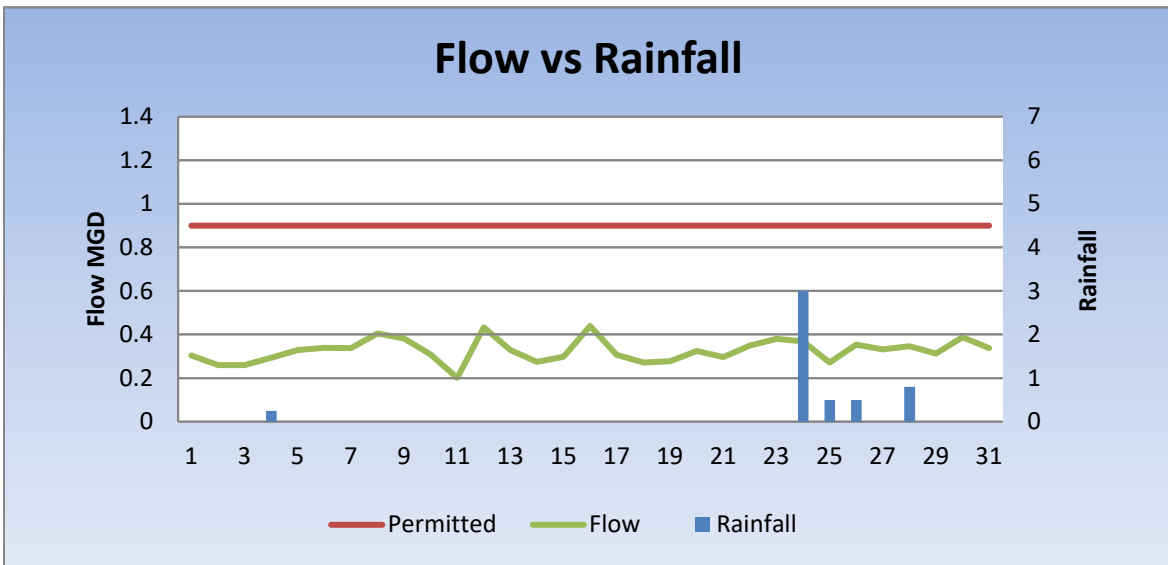
# City of Iowa Colony Wastewater Treatment Plant

Permit # 14546-001  
Expires: 6/26/2024

Design: 0.900 MGD  
Utilized 41.2%

PARAMETER		UNITS	PERMIT LIMITS	Dec-24 RESULTS	EXCURSION
Dissolved Oxygen:	Min	mg / l	4.0	6.8	0
pH:	Min	S.U.	6.0	7.0	0
pH:	Max	S.U.	9.0	7.1	0
Total Suspended Solids:	Avg	lbs / day	113.0	22.4	0
Total Suspended Solids:	Avg	mg / l	15.0	6.5	0
Total Suspended Solids:	Max	mg / l	40.0	12.0	0
Ammonia:	Avg	lbs / day	23.0	0.7	0
Ammonia:	Avg	mg / l	3.0	0.2	0
Ammonia:	Max	mg / l	10.0	0.2	0
Flow:	Avg	M.G.D.	0.90	0.37	0
2-Hour Peak Flow:	Max	gpm	3.60	0.52	0
Chlorine:	Min	mg / l	1.0	1.1	0
Chlorine:	Max	mg / l	4.0	3.7	0
E.coli:	Avg	CFU/100ml	126	1.0	0
E.coli:	Max	CFU/100ml	399	2.0	0
CBOD:	Avg	lbs / day	75.0	11.7	0
CBOD:	Avg	mg / l	10.0	3.6	0
CBOD:	Max	mg / l	25.0	5.2	0

Permit Excursions:	0	Sanitary Sewer Overflows:	0
Rainfall:	5.05	SSO Gallons:	0



# City of Iowa Colony Customer Billing Report

	January 11, 2025	December 11, 2024	November 11, 2024
Beginning Date	12/27/2024	11/26/2024	10/26/2024
Closing Date	1/27/2025	12/26/2024	11/25/2024

## Collected Amount

Penalty	\$ 7,523.50	\$ 8,652.48	\$ 5,126.01
Water	\$ 155,232.97	\$ 151,374.27	\$ 87,069.04
Sewer	\$ 103,183.31	\$ 108,640.94	\$ 72,477.17
Garbage Tax	\$ 6,127.32	\$ 4,108.65	\$ 2,953.89
Garbage Collection Fees	\$ 75,715.68	\$ 49,307.41	\$ 36,337.51
Franchise	\$ 11,260.44	\$ 8,694.54	\$ 5,485.89
Voluntary Fire	\$ 6,946.10	\$ 6,531.56	\$ 4,748.70
Grease Trap	\$ 1,998.55	\$ 1,000.00	\$ 803.00
Deposit	\$ 6,062.50	\$ 12,525.00	\$ 4,989.86
Transfer Fee	\$ 1,801.00	\$ 4,736.00	\$ 1,853.67
Miscellaneous	\$ 14,349.25	\$ 8,988.14	\$ 7,096.63
<b>TOTAL COLLECTED</b>	<b>\$ 390,200.62</b>	<b>\$ 364,558.99</b>	<b>\$ 228,941.37</b>
<b>OVERPAYMENT</b>	<b>\$ 17,472.21</b>	<b>\$ 29,493.08</b>	<b>\$ 11,779.65</b>
<b>TOTAL COLLECTED</b>	<b>\$ 407,672.83</b>	<b>\$ 394,052.07</b>	<b>\$ 240,721.02</b>

## Billed Amounts

Water	\$ 143,638.24	\$ 180,774.36	\$ 132,319.99
Sewer	\$ 96,784.16	\$ 96,461.66	\$ 64,525.02
Garbage Tax	\$ 7,194.00	\$ 7,133.74	\$ 4,595.58
Garbage	\$ 87,073.97	\$ 86,344.26	\$ 55,587.20
Franchise Fee	\$ 12,019.12	\$ 13,860.50	\$ 9,842.39
Voluntary Fire	\$ 10,572.00	\$ 10,536.00	\$ 6,960.00
Grease Trap	\$ 2,010.00	\$ 2,010.00	\$ 1,608.00
Deposit	\$ 3,375.00	\$ 6,775.00	\$ 12,600.00
Transfer Fee	\$ 1,545.00	\$ 2,455.00	\$ 3,880.00
Miscellaneous	\$ 1,500.00	\$ 2,515.22	\$ 1,400.00
<b>TOTAL BILLED</b>	<b>\$ 365,711.49</b>	<b>\$ 408,865.74</b>	<b>\$ 293,318.18</b>

## Aged Receivables

30 Days Arrears	\$ 74,088.65	\$ 59,184.07	\$ 31,904.10
60 Days Arrears	\$ 19,958.00	\$ 26,526.72	\$ 20,195.13
90 Days Arrears	\$ 9,775.99	\$ 11,037.43	\$ 6,113.08
Over 120 Days Arrears	\$ 29,172.67	\$ 36,550.75	\$ 12,535.33
Previous Month Overpymt	\$ (11,878.88)	\$ (19,539.74)	\$ (12,447.66)
Total Aged Receivables	\$ 121,116.43	\$ 113,759.23	\$ 58,299.98
Current Month Overpymt	\$ (31,350.76)	\$ (27,716.33)	\$ (10,044.89)
<b>TOTAL LESS OVERPYMT</b>	<b>\$ 89,765.67</b>	<b>\$ 86,042.90</b>	<b>\$ 48,255.09</b>
<b>TOTAL RECEIVABLES</b>	<b>\$ 455,477.16</b>	<b>\$ 494,908.64</b>	<b>\$ 341,573.27</b>

<b>Deposit Liabilities</b>	<b>\$ 373,170.00</b>	<b>\$ 377,795.00</b>	<b>\$ 257,370.00</b>
----------------------------	----------------------	----------------------	----------------------

<b>Average Usage For Meters</b>	5,376	6,545	6,781
---------------------------------	-------	-------	-------

City Of Iowa Colony  
 Connection Report

	<b>January 11, 2025</b>		
	<b>B031</b>	<b>B032</b>	<b>B053</b>
Occupied Single Family	1734	682	1206
Vacant Single Family	12	2	17
Multi-Family	0	0	0
Commercial	4	9	4
Builder	129	39	64
Irrigation	26	33	16
Rental Meters	15	0	0
District Meters	3	0	0
<b>TOTAL CONNECTIONS</b>	<b>1923</b>	<b>765</b>	<b>1307</b>