


Buchanan County Law Enforcement Liaison Dispatches | January - March 2025

A partnership between the Buchanan County Sheriff's Department
and Foundation 2 Crisis Services

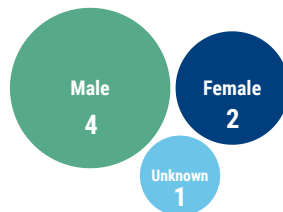
7 total dispatches

0 dispatches in January | 1 dispatch in February | 6 dispatches in March

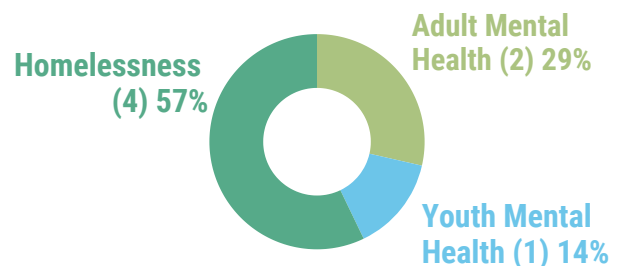
Dispatch Ages



Dispatch Genders



Primary Presenting Issue

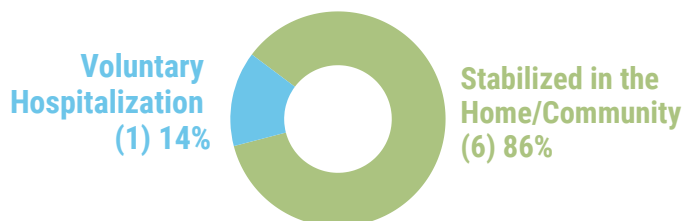


Of 7 dispatches. Categories have been rounded.



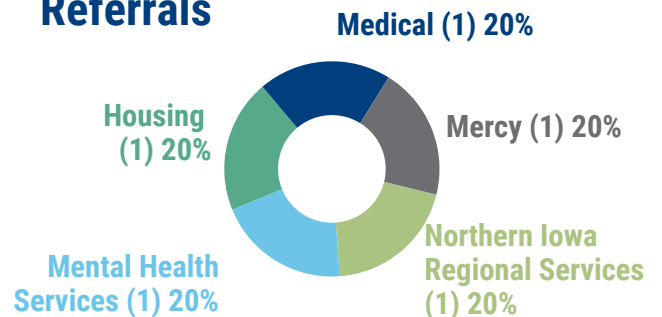
Average Time Per Dispatch
44 minutes

Disposition



Of 7 dispatches. Categories have been rounded.

Referrals



Of 5 referrals from 7 dispatches. Categories have been rounded.

This quarter, Liaison responded with law enforcement to 7 out of 7 (100%) of dispatches.

This quarter, there was probable cause to arrest in 0 out of 7 (0%) of dispatches.

This quarter, 1 out of 7 (14%) of individuals had suicidal ideation at time of dispatch.

This quarter, 0 out of 1 (0%) dispatches where the individual had suicidal ideation was diverted from the emergency department.

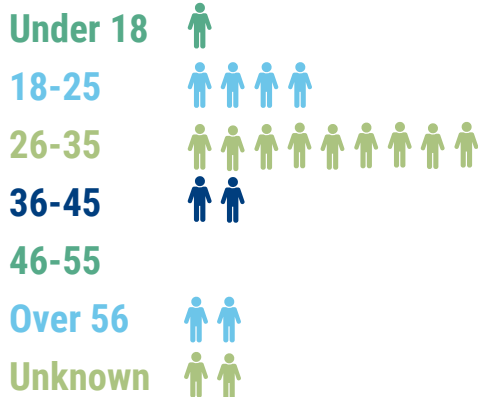
Buchanan County Law Enforcement Liaison Interventions | January - March 2025

A partnership between the Buchanan County Sheriff's Department and Foundation 2 Crisis Services

20 total interventions

1 intervention in January | 11 interventions in February | 8 interventions in March

Ages



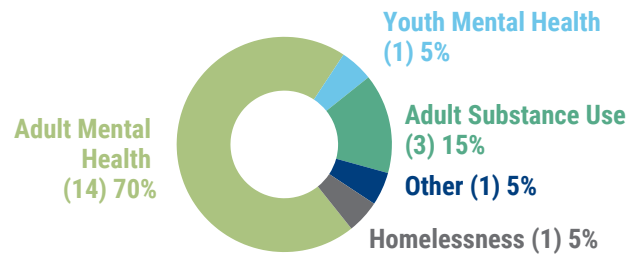
Genders

Male: 11 (55%)
Female: 8 (40%)
Unknown: 1 (5%)



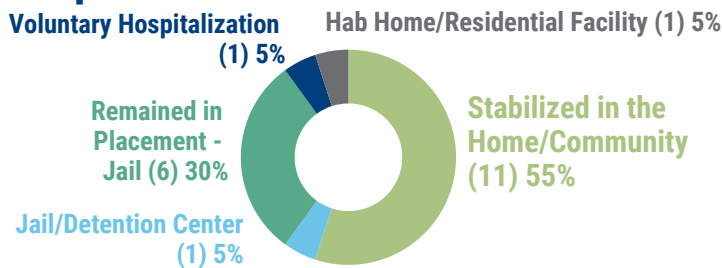
Average Time
Per Intervention
48 minutes

Primary Presenting Issue



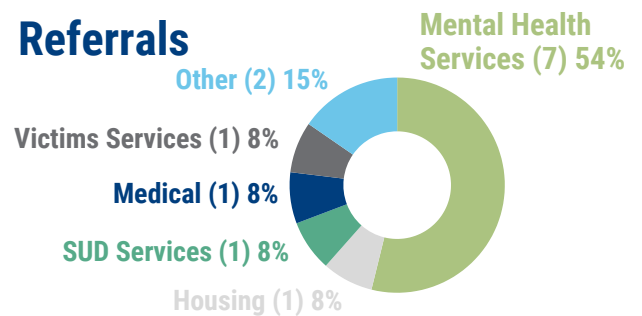
Of 20 interventions. Categories have been rounded.

Disposition



Of 20 interventions. Categories have been rounded.

Referrals



Of 13 referrals from 20 interventions. Categories have been rounded.

This quarter, Liaison responded without law enforcement to 6 out of 20 (30%) of interventions. There was probable cause to arrest in 1 out of 20 (5%) of interventions. 0 out of 1 (0%) interventions where probable cause was present were diverted from arrest; this was due to mandatory arrest policy.

4 out of 20 interventions (20%) were done by telehealth. 16 out of 20 (80%) of interventions were done face-to-face.

Follow-Ups/Care Coordination

Estimated Total Time Spent: 465 minutes