

# Police Co-Responder Model

A partnership with the Buchanan County Sheriff Department

First Quarter Report | July-September 2024

**7**  
Dispatches

3 dispatches in July  
2 dispatches in August  
2 dispatches in September

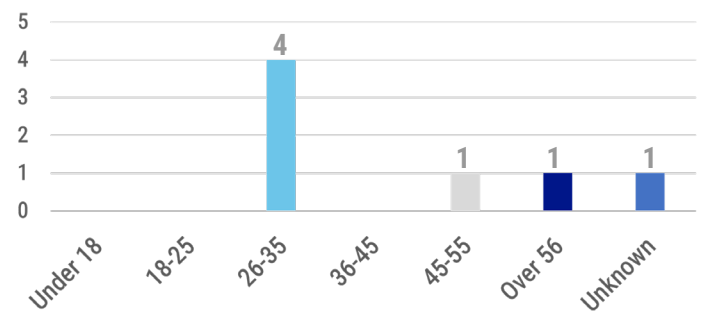
- This quarter, Liaison responded with law enforcement to 100% (7/7) of dispatches.
- There was probable cause to arrest in 0% (0/6) of dispatches where the Liaison was on scene.

## Dispatches by Town

Independence	(5) 71%	Winthrop	(1) 14%
Jessup	(1) 14%		

## Dispatch Demographics

Age



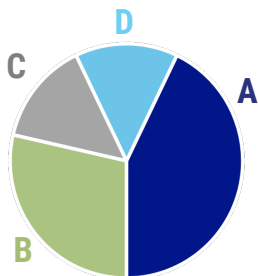
Gender

Male (4) 57%

Female (3) 43%

Of 7 dispatches. Category percentages have been rounded.

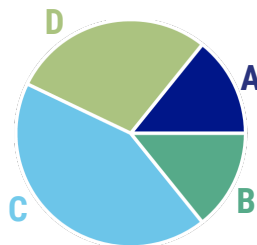
## Dispatch Disposition



A. Stabilized in the Home/Community (3) 43%  
B. Involuntary Hospitalization (2) 29%  
C. Client Denied/Terminated Services (1) 14%  
D. Other (1) 14%

Of 7 dispatches. Percentages have been rounded.

## Dispatch Primary Presenting Issue (Client)



A. Adult Mental Health (1) 14%  
B. Grief/Loss (1) 14%  
C. Suicidal Ideation/Behavior (3) 43%  
D. Adult Substance Use (2) 29%

Of 7 dispatches. Percentages have been rounded.



Average time spent per dispatch:  
37 minutes

Police Co-Responder Model  
A partnership with the Buchanan County Sheriff Department  
First Quarter Report | July-September 2024

13

Interventions

9 interventions in July

4 interventions in August

0 interventions in Sept.

This quarter, Liaison responded without law enforcement to 54% (7/13) of dispatches.

Follow-Ups / Care Coordination

- 88% (21/24) clients reported not having been to the ED since the dispatch/intervention.
- 83% (20/24) clients reported no new law enforcement contact at time of follow-up.
- 75% (18/24) clients reported their crisis felt more manageable at the time of the follow-up.
- 79% (19/24) clients indicated they had gotten service established since initial intervention or dispatch.

Estimated total time spent: 940 minutes

38% (5/13) of interventions were done by telehealth.

Of 13 interventions. Category percentages have been rounded.

Intervention Demographics

Age

Age	Count
Under 18	2
18-25	0
26-35	6
36-45	1
46-55	0
Over 56	4
Unknown	8

Gender

Male (9) 69%

Female (4) 31%

Of 13 interventions. Category percentages have been rounded.

Average time spent per intervention: 160 minutes

62% (8/13) of interventions were done face-to-face.

Intervention Disposition

A. Stabilized in the Home/Community (8) 62%

B. Remained in Placement - Jail (2) 15%

C. Crisis Service Bed/Observation - Placed (1) 8%

D. Involuntary Hospitalization (2) 15%

Of 13 interventions. Percentages have been rounded.

Intervention Primary Presenting Issue (Client)

A. Adult Mental Health (6) 46%

B. Adult Substance Use (2) 15%

C. Homelessness (2) 15%

D. Domestic Violence (1) 8%

E. Youth Mental Health (2) 15%

Of 13 interventions. Percentages have been rounded.

From those interventions, Active Referrals were made to:

A. Medical (1) 8%

B. Other (5) 42%

C. Mental Health Services (3) 25%

D. Housing (2) 18%

E. DHS (1) 8%

Of 12 referrals from 13 interventions. Percentages have been rounded.