

# Police Co-Responder Model

## A partnership with the Buchanan County Sheriff Department

First Quarter Report | July-September 2023

Note: The Liaison completed training in August. Data is only from September 2023.

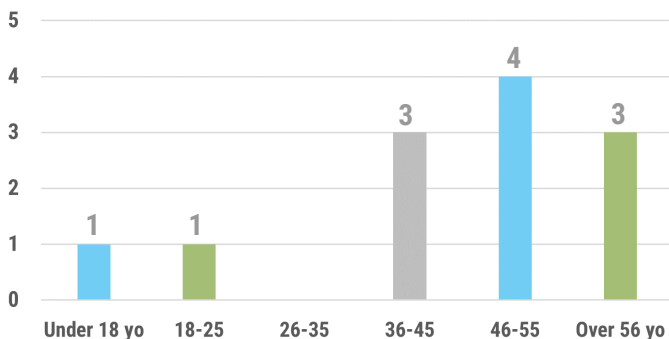
# 12

12 dispatches in September

Dispatches

### Dispatch Demographics

Age



Gender

Male (8) 67%

Female (4) 33%

Of 12 dispatches. Category percentages have been rounded.

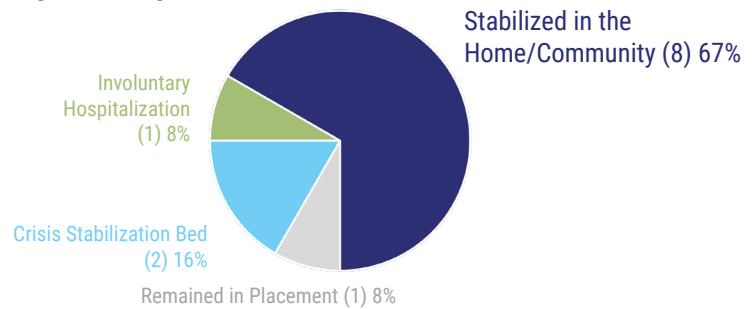
This quarter, Liaison responded with law enforcement to 50% (6/12) of dispatches. There was probable cause to arrest in 0% (0/12) of dispatches where the Liaison was on scene. 0% of dispatches where probable cause was present were diverted from arrest.

### Dispatches by Town

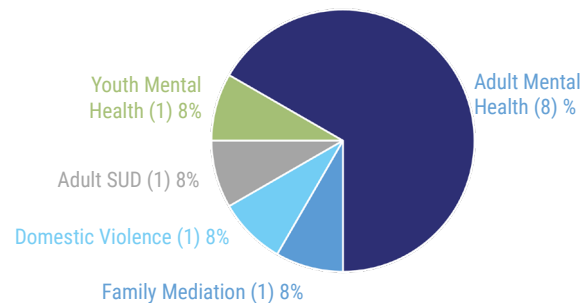
Independence: 8  
Vinton: 2  
Winthrop: 1  
Hazelton: 1

Average time  
spent per  
dispatch:  
90 minutes

### Dispatch Disposition

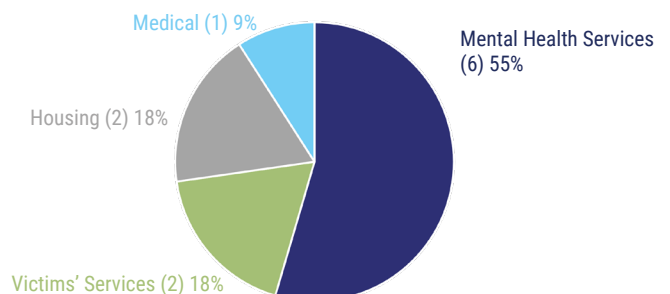


### Dispatches -Primary Presenting Issue (client)



Of 12 dispatches. Category percentages have been rounded.

### From those dispatches, Active Referrals were made to:



Of 11 dispatches. Category percentages have been rounded.

# Police Co-Responder Model

## A partnership with the Buchanan County Sheriff Department

### First Quarter Report | July-September 2023

6

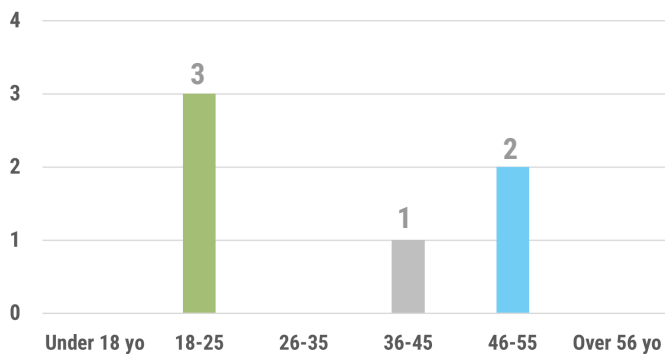
6 interventions in September

#### Interventions

(non-crisis referrals from community, engagement with individuals not in crisis but referred by law enforcement)

#### Intervention Demographics

Age



Gender



Of 6 interventions. Category percentages have been rounded.

Average time spent per intervention: 151 minutes

This quarter, Liaison responded to 100% (6/6) of interventions without an officer/deputy.

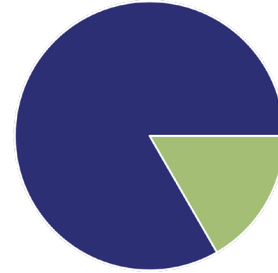
#### Formal follow-ups

- 100% (7/7) of clients who received follow-up had not been to ED since dispatch/intervention
- 100% (7/7) of clients reported no new law enforcement contact at the time of follow-up.
- 86% (6/7) of clients reported their crisis felt more manageable at the time of follow-up

**Estimated total time spent: 95 minutes**

#### Intervention Disposition

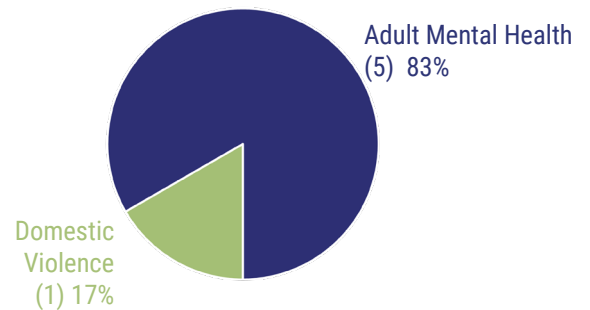
Stabilized in the Home/Community (5) 83%



Client Denied/  
Terminated Services  
(1) 17%

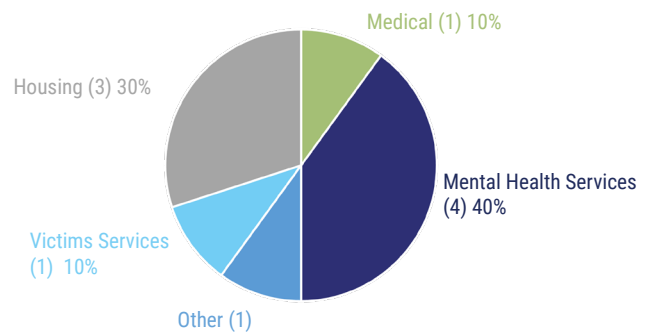
Of 6 interventions. Category percentages have been rounded.

#### Interventions -Primary Presenting Issue (client)



Of 6 interventions. Category percentages have been rounded.

#### From those interventions, Active Referrals were made to:



Of 10 referrals from 6 interventions. Category percentages have been rounded.

#### Intervention Contact Type



Of 6 interventions. Category percentages have been rounded.

## **Police Co-Responder Model**

### **A partnership with the Buchanan County Sheriff Department**

#### **First Quarter Report | July-September 2023**

---

#### **LEL Anecdote**

Client was contacting 911 repeatedly during a period of mental health decompensation. He believed that he was “wanted” by law enforcement and needed to go to jail. The individual was struggling greatly with visual and auditory hallucinations, as well as suicidal ideations.

He had voluntarily sought treatment at the hospital twice in three weeks and had accidentally consumed too much of his prescription psychiatric medications. The LEL became involved and assisted individual with accessing a crisis stabilization bed. From there, the individual was transferred to subacute care to stabilize. The individual has reduced unnecessary hospitalizations and communication with emergency services currently while he receives much needed mental health stabilization services.

#### **LEL Training**

Kimberlee was hired and the LEL program for Buchanan County Sheriff started this quarter. Kimberlee completed ASIST, CIT, CALM, and Suicide Risk Screener and Intervention trainings during this time.