



City of Independence Bank Cash Reports - March 2026

CASH BALANCE SHEET - 2026

	MTD	YTD Balance
1110 - CASH	\$1,953,806.50	\$14,318,993.10
001-000-1110 - CASH GENERAL FUND	\$767,237.93	\$379,946.45
003-000-1110 - CASH LIBRARY	\$82,289.20	\$98,162.67
005-000-1110 - CASH HOTEL-MOTEL TAX	\$6,820.03	\$211,683.44
110-000-1110 - CASH ROAD USE TAX	\$102,473.03	\$1,358,810.83
112-000-1110 - CASH EMPLOYEE BENEFITS	\$114,347.86	\$541,920.68
121-000-1110 - CASH LOCAL OPTION SALES TAX	\$71,119.13	\$1,074,763.22
125-000-1110 - CASH TAX INCREMENT FINANCING	\$36,312.48	\$641,067.36
131-000-1110 - CASH LIBRARY MEMORIAL TRUST	\$0.00	\$375.00
145-000-1110 - CASH URBAN RENEWAL	\$0.00	\$318,885.25
160-000-1110 - CASH ECONOMIC DEVELOPMENT	\$0.00	\$318,199.81
177-000-1110 - CASH POLICE FORFEITURE	\$0.00	\$13,089.16
200-000-1110 - CASH DEBT SERVICE	\$62,682.36	\$860,794.97
210-000-1110 - CASH DEBT SPECIAL ASSESSMENT	\$1,236.00	\$468,427.77
301-000-1110 - CASH CAP PROJ FIRE EMERGENCY	\$0.00	\$26,436.55
302-000-1110 - CASH CAP STREET IMPROVEMENT	\$3,000.00	\$202,900.07
303-000-1110 - CASH - CAP PROJ/BRIDGES	\$0.00	(\$79,290.97)
304-000-1110 - CASH - COMPLEX TURF	\$0.00	(\$426,105.94)
311-000-1110 - CASH CAP PROJ CITY BLDGS	\$0.00	(\$285,807.13)
315-000-1110 - CASH CAP PROJ HOUSING REHAB	\$0.00	\$88.81
316-000-1110 - CASH CAP PROJ VISIONING PROJ	\$0.00	(\$140,890.80)
318-000-1110 - CASH CAP PROJ AIRPORT	\$0.00	(\$145,604.51)
319-000-1110 - CASH CAP PROJ WAPSIE DAM MIT	\$0.00	\$0.90
320-000-1110 - CASH CAP PROJ AQUATIC CTR	\$0.00	(\$468,238.82)
323-000-1110 - CASH CAPITAL OUTLAY/LOST	\$0.00	\$294,520.25
324-000-1110 - CASH - CAP PROJECT HIGHWAY 150	\$0.00	(\$325,304.59)
325-000-1110 - CASH-1ST ST W RECON	\$22,598.99	\$37,274.37
399-000-1110 - CASH CAP STORM SEWER	\$0.00	\$4,521.23

Cash report reviewed on 4/10/24



City of Independence Bank Cash Reports - March 2026

	MTD	YTD Balance
600-000-1110 - CASH WATER	\$241,133.79	\$193,641.34
602-000-1110 - CASH WATER CONSTRUCTION	\$0.00	(\$2,828.00)
605-000-1110 - CASH 2021 WATER REV BOND	\$7,737.91	\$63,664.78
606-000-1110 - CASH WATER REV BOND RESERVE	\$0.00	\$98,000.00
610-000-1110 - CASH SEWER	\$394,645.21	\$7,897,676.90
611-000-1110 - CHECKING - SRF SINKING FUND	\$7,928.41	\$59,826.39
612-000-1110 - CHECKING - SEWER SRF PROJECT	\$0.00	\$0.89
613-000-1110 - CASH SEWER REVENUE BOND RESV	\$0.00	\$238,682.89
614-000-1110 - CASH SEWER SINKING REV BOND	\$0.00	\$11,342.20
615-000-1110 - CASH WWTP FUTURE PLANT	\$0.00	\$383,946.10
740-000-1110 - CASH STORM WATER	\$18,657.33	\$349,466.21
741-000-1110 - CASH	\$0.00	\$44,947.37
820-000-1110 - CASH SELF INSURANCE	\$13,126.38	\$0.00
821-000-1110 - CASH SELF INSURANCE ENTERPRISE	\$460.46	\$0.00
1111 - RESERVE	\$0.00	(\$371.88)
003-000-1111 - CASH RESERVE-LIB EQUIP	\$0.00	(\$371.88)
1112 - RESERVE	\$0.00	\$0.77
005-000-1112 - CASH-HOTEL/MOTEL TX-PARKS&REC	\$0.00	\$0.77
1120 - PETTY CASH	\$0.00	\$400.00
001-000-1120 - PETTY CASH - POLICE	\$0.00	\$200.00
003-000-1120 - PETTY CASH - LIBRARY	\$0.00	\$200.00
1121 - CASH '25 GO BOND	\$784.32	\$1,265,919.10
001-000-1121 - PETTY CASH - RIVERS EDGE	\$0.00	\$100.00
302-000-1121 - CASH '25 GO 27 ST REHAB	\$519.52	\$838,465.44
325-000-1121 - CASH '25 GO 1ST ST W RECON	\$264.80	\$427,353.66
1122 - CASH '25 GO BOND	\$1.45	\$2,338.38
323-000-1122 - CASH '25 GO PD CIP	\$1.45	\$2,338.38
1123 - CASH '25 GO BOND	\$68.54	\$110,709.26
001-000-1123 - PETTY CASH - FCC	\$0.00	\$100.00
323-000-1123 - CASH '25 GO FIRE CIP	\$68.54	\$110,609.26



City of Independence Bank Cash Reports - March 2026

	MTD	YTD Balance
1124 - CASH '25 GO BOND	\$40.50	\$65,584.85
001-000-1124 - PETTY CASH - POOL	\$0.00	\$225.00
323-000-1124 - CASH '25 GO BLDG CIP	\$40.50	\$65,359.85
1125 - CASH '25 GO BOND	\$287.62	\$18,996.46
001-000-1125 - PETTY CASH - COMPLEX	\$0.00	\$600.00
323-000-1125 - CASH '25 GO ST CIP	\$287.62	\$18,396.46
1126 - CASH '25 GO BOND	\$40.11	\$64,876.49
001-000-1126 - PETTY CASH - CITY HALL	\$0.00	\$150.00
323-000-1126 - CASH '25 GO PARKS CIP	\$40.11	\$64,726.49
1127 - CASH '25 GO BOND	\$128.60	\$207,532.97
323-000-1127 - CASH '25 GO CH CIP	\$128.60	\$207,532.97
1130 - OAKWOOD DONATIONS - BK 11	\$11,230.52	\$4,262.60
001-000-1130 - OAKWOOD DONATIONS-BANK 11	\$311.00	\$19,941.44
323-000-1130 - RESERVE-POLICE CAP OUTLAY/LOST	\$10,919.52	(\$15,678.84)
1131 - RESERVE	\$19,283.79	\$440,583.93
323-000-1131 - RESERVE-FIRE CAP OUTLAY/LOST	\$19,283.79	\$440,583.93
1132 - RESERVE	\$552.38	(\$30,000.00)
323-000-1132 - RESERVE-STREET CAP OUTLAY/LOST	\$552.38	(\$30,000.00)
1133 - RESERVE	\$6,680.00	\$195,750.94
323-000-1133 - RESERVE-AIRPORT CAP OUTLY/LOST	\$6,680.00	\$195,750.94
1134 - RESERVE	\$0.00	\$1,680.42
323-000-1134 - RESERVE-LIBRARY CAP OUTLY/LOST	\$0.00	\$1,680.42
1135 - RESERVE	\$3,457.67	(\$23,638.74)
323-000-1135 - RESERVE-PARK CAP OUTLAY/LOST	\$3,457.67	(\$23,638.74)
1136 - RESERVE	\$0.00	\$24,321.94
323-000-1136 - RESERVE-COMPLEX CAP OUTLY/LOST	\$0.00	\$24,321.94
1137 - RESERVE	\$9,150.44	\$103,940.16
323-000-1137 - RESERVE-FCC CAP OUTLAY/LOST	\$9,150.44	\$103,940.16
1138 - RESERVE	\$0.00	\$63,854.74
323-000-1138 - RESERVE-CITY HALL CAP OUT/LOST	\$0.00	\$63,854.74



City of Independence Bank Cash Reports - March 2026

	MTD	YTD Balance
1139 - RESERVE	\$426.56	(\$40,829.64)
323-000-1139 - RESERVE-RIVERS EDGE CAP OUT/LO	\$426.56	(\$40,829.64)
1140 - RESERVE	\$0.00	\$68,952.00
323-000-1140 - RESERVE-POOL CAP OUTLAY/LOST	\$0.00	\$68,952.00
1141 - RESERVE-BLDG CAP OUT/LOST	\$0.00	\$49,211.70
323-000-1141 - RESERVE-BLDG CAP OUT/LOST	\$0.00	\$49,211.70
1150 - IPAIT	\$2,147.06	\$738,092.98
001-000-1150 - IPAIT 115-EVENTS	\$0.00	\$0.01
012-000-1150 - IPAIT 103-STREET REPLACEMENT	\$0.31	\$81.46
014-000-1150 - IPAIT 111-FIRE DEPT REPLACEM	\$1.55	\$562.70
018-000-1150 - IPAIT 106-AIRPORT REPLACEMNT	\$1.86	\$644.69
043-000-1150 - IPAIT 105-PARKS REPLACEMENT	\$94.52	\$32,485.19
602-000-1150 - IPAIT 116-WATER CONST	\$342.51	\$117,747.54
615-000-1150 - IPAIT 117-WWTP RESERVE	\$1,706.31	\$586,571.39
1151 - IPAIT	\$32.76	\$11,259.99
001-000-1151 - IPAIT 101-PARKS-RIVER WALK	\$32.76	\$11,259.99
1152 - IPAIT	\$78.65	\$27,036.36
001-000-1152 - IPAIT 110-OAKWOOD CEMETERY	\$78.65	\$27,036.36
1153 - IPAIT	\$6.83	\$2,373.03
001-000-1153 - IPAIT 119-CAPITAL IMPROVEMNT	\$6.83	\$2,373.03
1154 - IPAIT	\$26.92	\$9,249.03
001-000-1154 - IPAIT 114-PARKS-BALL COMPLEX	\$26.92	\$9,249.03
1155 - IPAIT	\$123.02	\$42,293.90
604-000-1155 - IPAIT 113-WATER VEH/EQU REPL	\$123.02	\$42,293.90
1156 - IPAIT	\$70.41	\$24,212.07
619-000-1156 - IPAIT 112-SEWER VEH/EQU REPL	\$70.41	\$24,212.07
1157 - IPAIT	\$21.11	\$7,255.09
001-000-1157 - IPAIT 102 - POLICE CANINE	\$21.11	\$7,255.09
1161 - SAVINGS	\$324.95	\$105,899.51
500-000-1161 - SAVINGS -70010947 MONEY MARKET	\$324.95	\$105,899.51



City of Independence Bank Cash Reports - March 2026

	MTD	YTD Balance
1162 - SAVINGS	\$1,256.91	\$439,101.59
001-000-1162 - SAVINGS-AQUATIC CENTER PROJECT	\$1,256.91	\$43,213.98
320-000-1162 - SAVINGS - CAP PROJ AQUATIC CTR	\$0.00	\$395,887.61
1166 - 1166	\$0.00	\$927,190.92
600-000-1166 - CD #6139 WATER FUND CD	\$0.00	\$927,190.92
1170 - 1170	\$0.00	\$345,846.06
620-000-1170 - CD #6120 WWTP REPLACEMENT	\$0.00	\$345,846.06
1171 - CD	\$0.00	\$50,000.00
001-000-1171 - CD #5810-PW CD	\$0.00	\$50,000.00
1172 - CD	\$3,179.44	\$343,926.85
001-000-1172 - SAVINGS-COMPLEX TURF PROJECT	\$979.44	\$18,925.76
304-000-1172 - SAVINGS-COMPLEX TURF PROJECT	\$2,200.00	\$325,001.09
1175 - CD#3970	\$0.00	\$1,527,661.60
602-000-1175 - CD #3970	\$0.00	\$1,527,661.60
Total	\$2,013,207.06	\$21,514,468.53



City of Independence Bank Cash Reports - March 2026

CASH BALANCE SHEET BY BANK RECON ID - 2026

	MTD	YTD Balance
AQUATIC - BANKIOWA - AQUATIC	\$1,256.91	\$439,101.59
001-000-1162 - SAVINGS-AQUATIC CENTER PROJECT	\$1,256.91	\$43,213.98
320-000-1162 - SAVINGS - CAP PROJ AQUATIC CTR	\$0.00	\$395,887.61
BANKIOWA - BANKIOWA - MAIN CHECKING ACCOUNT	\$2,004,276.86	\$15,156,770.60
001-000-1110 - CASH GENERAL FUND	\$767,237.93	\$379,946.45
003-000-1110 - CASH LIBRARY	\$82,289.20	\$98,162.67
003-000-1111 - CASH RESERVE-LIB EQUIP	\$0.00	(\$371.88)
005-000-1110 - CASH HOTEL-MOTEL TAX	\$6,820.03	\$211,683.44
005-000-1112 - CASH-HOTEL/MOTEL TX-PARKS&REC	\$0.00	\$0.77
110-000-1110 - CASH ROAD USE TAX	\$102,473.03	\$1,358,810.83
112-000-1110 - CASH EMPLOYEE BENEFITS	\$114,347.86	\$541,920.68
121-000-1110 - CASH LOCAL OPTION SALES TAX	\$71,119.13	\$1,074,763.22
125-000-1110 - CASH TAX INCREMENT FINANCING	\$36,312.48	\$641,067.36
131-000-1110 - CASH LIBRARY MEMORIAL TRUST	\$0.00	\$375.00
145-000-1110 - CASH URBAN RENEWAL	\$0.00	\$318,885.25
160-000-1110 - CASH ECONOMIC DEVELOPMENT	\$0.00	\$318,199.81
177-000-1110 - CASH POLICE FORFEITURE	\$0.00	\$13,089.16
200-000-1110 - CASH DEBT SERVICE	\$62,682.36	\$860,794.97
210-000-1110 - CASH DEBT SPECIAL ASSESSMENT	\$1,236.00	\$468,427.77
301-000-1110 - CASH CAP PROJ FIRE EMERGENCY	\$0.00	\$26,436.55
302-000-1110 - CASH CAP STREET IMPROVEMENT	\$3,000.00	\$202,900.07
303-000-1110 - CASH - CAP PROJ/BRIDGES	\$0.00	(\$79,290.97)
304-000-1110 - CASH - COMPLEX TURF	\$0.00	(\$426,105.94)
311-000-1110 - CASH CAP PROJ CITY BLDGS	\$0.00	(\$285,807.13)
315-000-1110 - CASH CAP PROJ HOUSING REHAB	\$0.00	\$88.81
316-000-1110 - CASH CAP PROJ VISIONING PROJ	\$0.00	(\$140,890.80)
318-000-1110 - CASH CAP PROJ AIRPORT	\$0.00	(\$145,604.51)
319-000-1110 - CASH CAP PROJ WAPSIE DAM MIT	\$0.00	\$0.90




City of Independence Bank Cash Reports - March 2026

	MTD	YTD Balance
320-000-1110 - CASH CAP PROJ AQUATIC CTR	\$0.00	(\$468,238.82)
323-000-1110 - CASH CAPITAL OUTLAY/LOST	\$0.00	\$294,520.25
323-000-1130 - RESERVE-POLICE CAP OUTLAY/LOST	\$10,919.52	(\$15,678.84)
323-000-1131 - RESERVE-FIRE CAP OUTLAY/LOST	\$19,283.79	\$440,583.93
323-000-1132 - RESERVE-STREET CAP OUTLAY/LOST	\$552.38	(\$30,000.00)
323-000-1133 - RESERVE-AIRPORT CAP OUTLY/LOST	\$6,680.00	\$195,750.94
323-000-1134 - RESERVE-LIBRARY CAP OUTLY/LOST	\$0.00	\$1,680.42
323-000-1135 - RESERVE-PARK CAP OUTLAY/LOST	\$3,457.67	(\$23,638.74)
323-000-1136 - RESERVE-COMPLEX CAP OUTLY/LOST	\$0.00	\$24,321.94
323-000-1137 - RESERVE-FCC CAP OUTLAY/LOST	\$9,150.44	\$103,940.16
323-000-1138 - RESERVE-CITY HALL CAP OUT/LOST	\$0.00	\$63,854.74
323-000-1139 - RESERVE-RIVERS EDGE CAP OUT/LO	\$426.56	(\$40,829.64)
323-000-1140 - RESERVE-POOL CAP OUTLAY/LOST	\$0.00	\$68,952.00
323-000-1141 - RESERVE-BLDG CAP OUT/LOST	\$0.00	\$49,211.70
324-000-1110 - CASH - CAP PROJECT HIGHWAY 150	\$0.00	(\$325,304.59)
325-000-1110 - CASH-1ST ST W RECON	\$22,598.99	\$37,274.37
399-000-1110 - CASH CAP STORM SEWER	\$0.00	\$4,521.23
600-000-1110 - CASH WATER	\$241,133.79	\$193,641.34
602-000-1110 - CASH WATER CONSTRUCTION	\$0.00	(\$2,828.00)
605-000-1110 - CASH 2021 WATER REV BOND	\$7,737.91	\$63,664.78
606-000-1110 - CASH WATER REV BOND RESERVE	\$0.00	\$98,000.00
610-000-1110 - CASH SEWER	\$394,645.21	\$7,897,676.90
611-000-1110 - CHECKING - SRF SINKING FUND	\$7,928.41	\$59,826.39
612-000-1110 - CHECKING - SEWER SRF PROJECT	\$0.00	\$0.89
613-000-1110 - CASH SEWER REVENUE BOND RESV	\$0.00	\$238,682.89
614-000-1110 - CASH SEWER SINKING REV BOND	\$0.00	\$11,342.20
615-000-1110 - CASH WWTP FUTURE PLANT	\$0.00	\$383,946.10
740-000-1110 - CASH STORM WATER	\$18,657.33	\$349,466.21
741-000-1110 - CASH	\$0.00	\$44,947.37
820-000-1110 - CASH SELF INSURANCE	\$13,126.38	\$0.00



City of Independence Bank Cash Reports - March 2026

	MTD	YTD Balance
821-000-1110 - CASH SELF INSURANCE ENTERPRISE	\$460.46	\$0.00
BIA CD - BANKIOWA - CDs	\$0.00	\$1,323,036.98
001-000-1171 - CD #5810-PW CD	\$0.00	\$50,000.00
600-000-1166 - CD #6139 WATER FUND CD	\$0.00	\$927,190.92
620-000-1170 - CD #6120 WWTP REPLACEMENT	\$0.00	\$345,846.06
BIA25GO - BANKIOWA - 2025 GO BOND	\$1,351.14	\$1,734,782.51
302-000-1121 - CASH '25 GO 27 ST REHAB	\$519.52	\$838,465.44
323-000-1122 - CASH '25 GO PD CIP	\$1.45	\$2,338.38
323-000-1123 - CASH '25 GO FIRE CIP	\$68.54	\$110,609.26
323-000-1124 - CASH '25 GO BLDG CIP	\$40.50	\$65,359.85
323-000-1125 - CASH '25 GO ST CIP	\$287.62	\$18,396.46
323-000-1126 - CASH '25 GO PARKS CIP	\$40.11	\$64,726.49
323-000-1127 - CASH '25 GO CH CIP	\$128.60	\$207,532.97
325-000-1121 - CASH '25 GO 1ST ST W RECON	\$264.80	\$427,353.66
COMPLEX - BANKIOWA - COMPLEX	\$3,179.44	\$343,926.85
001-000-1172 - SAVINGS-COMPLEX TURF PROJECT	\$979.44	\$18,925.76
304-000-1172 - SAVINGS-COMPLEX TURF PROJECT	\$2,200.00	\$325,001.09
IPAITINV - IPAIT	\$2,506.76	\$861,772.45
001-000-1150 - IPAIT 115-EVENTS	\$0.00	\$0.01
001-000-1151 - IPAIT 101-PARKS-RIVER WALK	\$32.76	\$11,259.99
001-000-1152 - IPAIT 110-OAKWOOD CEMETERY	\$78.65	\$27,036.36
001-000-1153 - IPAIT 119-CAPITAL IMPROVEMNT	\$6.83	\$2,373.03
001-000-1154 - IPAIT 114-PARKS-BALL COMPLEX	\$26.92	\$9,249.03
001-000-1157 - IPAIT 102 - POLICE CANINE	\$21.11	\$7,255.09
012-000-1150 - IPAIT 103-STREET REPLACEMENT	\$0.31	\$81.46
014-000-1150 - IPAIT 111-FIRE DEPT REPLACEM	\$1.55	\$562.70
018-000-1150 - IPAIT 106-AIRPORT REPLACEMNT	\$1.86	\$644.69
043-000-1150 - IPAIT 105-PARKS REPLACEMENT	\$94.52	\$32,485.19
602-000-1150 - IPAIT 116-WATER CONST	\$342.51	\$117,747.54
604-000-1155 - IPAIT 113-WATER VEH/EQU REPL	\$123.02	\$42,293.90



City of Independence Bank Cash Reports - March 2026

	MTD	YTD Balance
615-000-1150 - IPAIT 117-WWTP RESERVE	\$1,706.31	\$586,571.39
619-000-1156 - IPAIT 112-SEWER VEH/EQU REPL	\$70.41	\$24,212.07
NORTHEAS - NORTHEAST SECURITY BANK - CDs	\$0.00	\$1,527,661.60
602-000-1175 - CD #3970	\$0.00	\$1,527,661.60
OAKWOODC - BANKIOWA - OAKWOOD MONEY MARKET	\$635.95	\$125,840.95
001-000-1130 - OAKWOOD DONATIONS-BANK 11	\$311.00	\$19,941.44
500-000-1161 - SAVINGS -70010947 MONEY MARKET	\$324.95	\$105,899.51
PETTYCAS - PETTY CASH	\$0.00	\$1,575.00
001-000-1120 - PETTY CASH - POLICE	\$0.00	\$200.00
001-000-1121 - PETTY CASH - RIVERS EDGE	\$0.00	\$100.00
001-000-1123 - PETTY CASH - FCC	\$0.00	\$100.00
001-000-1124 - PETTY CASH - POOL	\$0.00	\$225.00
001-000-1125 - PETTY CASH - COMPLEX	\$0.00	\$600.00
001-000-1126 - PETTY CASH - CITY HALL	\$0.00	\$150.00
003-000-1120 - PETTY CASH - LIBRARY	\$0.00	\$200.00
Total	\$2,013,207.06	\$21,514,468.53

TREASURER'S REPORT - 2026

Fund	Last Month End Balance	Debit (Received)	Credit (Disbursed)	Ending Balance
001 - GENERAL FUND	\$840,328.41	\$250,099.64	\$519,851.91	\$570,576.14
003 - LIBRARY	\$109,425.01	\$35,427.49	\$46,861.71	\$97,990.79
005 - HOTEL-MOTEL TAX	\$209,864.18	\$4,320.03	\$2,500.00	\$211,684.21
012 - STREET REPLACEMENT FUND	\$81.15	\$0.31	\$0.00	\$81.46
014 - FIRE DEPT REPLACEMENT FUN	\$561.15	\$1.55	\$0.00	\$562.70
018 - AIRPORT REPLACEMENT FUND	\$642.83	\$1.86	\$0.00	\$644.69
043 - PARKS REPLACEMENT FUND	\$32,390.67	\$94.52	\$0.00	\$32,485.19
110 - STREETS DEPT - ROAD USE T	\$1,346,169.08	\$57,557.39	\$44,915.64	\$1,358,810.83
112 - EMPLOYEE BENEFITS	\$581,991.86	\$37,138.34	\$77,209.52	\$541,920.68



City of Independence Bank Cash Reports - March 2026

Fund	Last Month End Balance	Debit (Received)	Credit (Disbursed)	Ending Balance
121 - LOCAL OPTION SALES TAX	\$1,003,644.09	\$71,119.13	\$0.00	\$1,074,763.22
125 - TAX INCREMENT FINANCING	\$604,754.88	\$36,312.48	\$0.00	\$641,067.36
131 - LIBRARY MEMORIAL TRUST FU	\$375.00	\$0.00	\$0.00	\$375.00
145 - URBAN RENEWAL - LMI HOUSI	\$318,885.25	\$0.00	\$0.00	\$318,885.25
160 - ECONOMIC DEVELOPMENT	\$318,199.81	\$0.00	\$0.00	\$318,199.81
177 - POLICE FORFEITURE	\$13,089.16	\$0.00	\$0.00	\$13,089.16
200 - DEBT SERVICE	\$798,112.61	\$62,682.36	\$0.00	\$860,794.97
210 - DEBT - SPECIAL ASSESSMENT	\$467,191.77	\$1,236.00	\$0.00	\$468,427.77
301 - CAP EQUIP - FIRE EMERGENC	\$26,436.55	\$0.00	\$0.00	\$26,436.55
302 - CAP PROJ - STREET IMPROVE	\$1,043,845.99	\$519.52	\$3,000.00	\$1,041,365.51
303 - CAP PROJ - BRIDGES	(\$79,290.97)	\$0.00	\$0.00	(\$79,290.97)
304 - PARKS & REC PROJECTS	(\$103,304.85)	\$2,200.00	\$0.00	(\$101,104.85)
311 - CAP PROJ - CITY BUILDINGS	(\$285,807.13)	\$0.00	\$0.00	(\$285,807.13)
315 - CAP PROJ - HOUSING REHAB	\$88.81	\$0.00	\$0.00	\$88.81
316 - CAP PROJ - VISIONING PROJ	(\$140,890.80)	\$0.00	\$0.00	(\$140,890.80)
318 - CAP PROJ - AIRPORT	(\$145,604.51)	\$0.00	\$0.00	(\$145,604.51)
319 - CAP PROJ - WAPSIE DAM MIT	\$0.90	\$0.00	\$0.00	\$0.90
320 - CAP PROJ - AQUATIC CENTER	(\$72,351.21)	\$0.00	\$0.00	(\$72,351.21)
323 - CAP OUTLAY SAVINGS/LOST	\$1,651,535.81	\$566.82	\$50,470.36	\$1,601,632.27
324 - CAP PROJECT HIGHWAY 150	(\$325,304.59)	\$0.00	\$0.00	(\$325,304.59)
325 - CAP PROJ-1ST ST W RECON	\$486,962.22	\$264.80	\$22,598.99	\$464,628.03
399 - CAP PROJ - 3rd AVE STMSWR	\$4,521.23	\$0.00	\$0.00	\$4,521.23
500 - CEMETERY FUND	\$105,574.56	\$324.95	\$0.00	\$105,899.51
600 - WATER FUND	\$1,036,548.83	\$162,708.61	\$78,425.18	\$1,120,832.26
602 - WATER CONSTRUCTION	\$1,642,238.63	\$342.51	\$0.00	\$1,642,581.14
604 - WATER RELACEMENT FUND	\$42,170.88	\$123.02	\$0.00	\$42,293.90
605 - WATER REVENUE BOND	\$55,926.87	\$7,737.91	\$0.00	\$63,664.78
606 - WATER REV BOND RESERVE	\$98,000.00	\$0.00	\$0.00	\$98,000.00
610 - SEWER UTILITY FUND	\$7,846,647.25	\$222,837.43	\$171,807.78	\$7,897,676.90



City of Independence Bank Cash Reports - March 2026

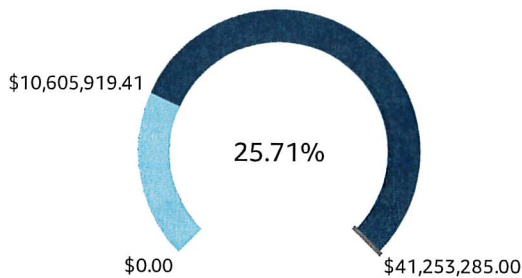
Fund	Last Month End Balance	Debit (Received)	Credit (Disbursed)	Ending Balance
611 - SEWER SRF SINKING FUND	\$51,897.98	\$7,928.41	\$0.00	\$59,826.39
612 - SEWER SRF PROJECT FUND	\$0.89	\$0.00	\$0.00	\$0.89
613 - SEWER REVENUE BOND RESERV	\$238,682.89	\$0.00	\$0.00	\$238,682.89
614 - SEWER SINKING REVENUE BON	\$11,342.20	\$0.00	\$0.00	\$11,342.20
615 - WWTP FUTURE PLANT FUND	\$968,811.18	\$1,706.31	\$0.00	\$970,517.49
619 - SEWER REPLACEMENT FUND	\$24,141.66	\$70.41	\$0.00	\$24,212.07
620 - WWTP REPLACEMENT FUND	\$345,846.06	\$0.00	\$0.00	\$345,846.06
740 - STORM WATER DEPT	\$342,704.44	\$12,709.55	\$5,947.78	\$349,466.21
741 - STORM WATER PROJECTS	\$44,947.37	\$0.00	\$0.00	\$44,947.37
820 - SELF INSURANCE	\$0.00	\$6,563.19	\$6,563.19	\$0.00
821 - SELF INSURANCE - ENTERPRI	\$0.00	\$230.23	\$230.23	\$0.00
Total	\$21,562,026.05	\$982,824.77	\$1,030,382.29	\$21,514,468.53



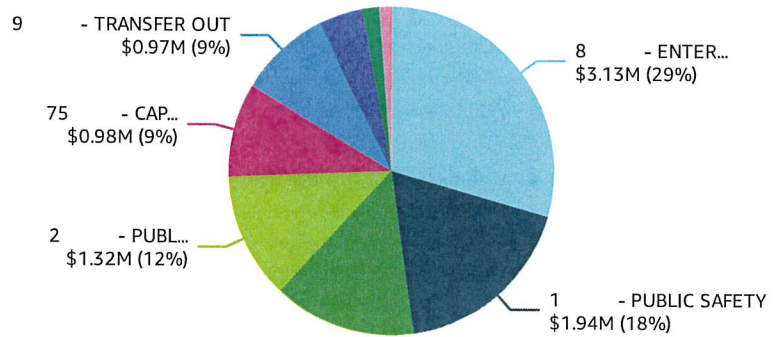
City of Independence Bank Cash Reports - March 2026

Percent of Fiscal YTD 75 %

2026 Budget vs Expense (Enc/Req included based on above controls)



2026 Expense by Function



2026 09 - MAR - BUDGET REPORT

Expense by Function	Current Year Budget	Current Period Expense	Current Year Expense	Current Year Balance	% Used
1 - PUBLIC SAFETY	\$2,848,273.00	\$238,029.50	\$1,935,958.78	\$912,314.22	68.0%
110 - POLICE	\$1,864,456.00	\$129,647.42	\$1,312,350.65	\$552,105.35	70.4%
150 - FIRE	\$682,247.00	\$76,635.09	\$414,164.97	\$268,082.03	60.7%
160 - AMBULANCE	\$150,000.00	\$11,726.35	\$104,387.50	\$45,612.50	69.6%
170 - BUILDING INSPECTIONS	\$151,070.00	\$19,956.64	\$103,521.66	\$47,548.34	68.5%
190 - ANIMAL CONTROL	\$500.00	\$64.00	\$1,534.00	(\$1,034.00)	306...
2 - PUBLIC WORKS	\$2,103,812.00	\$168,273.92	\$1,321,638.90	\$782,173.10	62.8%
210 - ROADS, BRIDGES, SIDEWALKS	\$892,106.00	\$66,300.31	\$441,723.52	\$450,382.48	49.5%
230 - STREET LIGHTING	\$40,775.00	\$2,055.14	\$29,562.33	\$11,212.67	72.5%
240 - TRAFFIC CONTROL & SAFETY	\$16,500.00	\$660.00	\$5,624.93	\$10,875.07	34.1%
250 - SNOW REMOVAL	\$77,211.00	\$11,012.11	\$79,771.63	(\$2,560.63)	103...
270 - STREET CLEANING	\$10,000.00	\$0.00	\$10,761.78	(\$761.78)	107...
280 - AIRPORT	\$377,156.00	\$34,131.93	\$204,481.21	\$172,674.79	54.2%
290 - GARBAGE	\$690,064.00	\$54,114.43	\$549,713.50	\$140,350.50	79.7%
3 - HEALTH & SOCIAL SERVICES	\$2,000.00	\$0.00	\$2,000.00	\$0.00	100...
399 - OTHER HEALTH/SOCIAL SERV	\$2,000.00	\$0.00	\$2,000.00	\$0.00	100...
4 - CULTURE & RECREATION	\$2,164,035.00	\$196,170.44	\$1,507,392.49	\$656,642.51	69.7%



City of Independence Bank Cash Reports - March 2026

Percent of Fiscal YTD 75 %

Expense by Function	Current Year Budget	Current Period Expense	Current Year Expense	Current Year Balance	% Used
410 - LIBRARY	\$574,071.00	\$55,254.16	\$416,195.70	\$157,875.30	72.5%
430 - PARKS	\$478,799.00	\$70,152.20	\$337,017.33	\$141,781.67	70.4%
431 - FORESTRY/GREENHOUSE	\$7,584.00	\$0.00	\$9,139.34	(\$1,555.34)	120...
432 - DOG PARK	\$2,250.00	\$0.00	\$463.79	\$1,786.21	20.6%
440 - RECREATION - OPERATING	\$445,432.00	\$31,551.40	\$257,306.39	\$188,125.61	57.8%
441 - RECREATION - RIVER'S EDGE	\$92,177.00	\$16,163.51	\$110,077.38	(\$17,900.38)	119...
442 - RECREATION - OUTDOOR	\$73,150.00	\$2,628.80	\$36,266.86	\$36,883.14	49.6%
443 - RECREATION - FALCON CIVIC	\$109,946.00	\$14,565.72	\$98,226.97	\$11,719.03	89.3%
444 - RECREATION - SWIMMING POOL	\$188,445.00	\$595.40	\$128,142.28	\$60,302.72	68.0%
445 - RECREATION - RV PARK	\$42,550.00	\$3,964.05	\$23,146.62	\$19,403.38	54.4%
446 - RECREATION - COMPLEX	\$135,419.00	\$1,277.70	\$84,438.88	\$50,980.12	62.4%
450 - CEMETERY	\$14,212.00	\$17.50	\$6,970.95	\$7,241.05	49.0%
5 - COMMUNITY & ECONOMIC DEV	\$595,636.00	\$0.00	\$128,951.28	\$466,684.72	21.6%
530 - HOUSING & URBAN RENEWAL	\$123,850.00	\$0.00	\$26,843.80	\$97,006.20	21.7%
534 - URBAN RENEWAL	\$40,000.00	\$0.00	\$40,000.00	\$0.00	100...
590 - OTHER ECONOMIC DEVELOPMNT	\$90,636.00	\$0.00	\$62,107.48	\$28,528.52	68.5%
599 - ECONOMIC DEV REBATES	\$341,150.00	\$0.00	\$0.00	\$341,150.00	0.0%
6 - GENERAL GOVERNMENT	\$733,913.00	\$52,667.45	\$462,401.29	\$271,511.71	63.0%
610 - MAYOR/COUNCIL/CITY MGR	\$109,676.00	\$9,553.24	\$83,254.64	\$26,421.36	75.9%
620 - CLERK/TREASURER/ADM	\$114,630.00	\$12,396.39	\$69,603.57	\$45,026.43	60.7%
622 - RETIRED EMPLOYEES	\$7,046.00	\$271.80	\$2,356.20	\$4,689.80	33.4%
630 - ELECTIONS	\$6,000.00	\$0.00	\$4,006.58	\$1,993.42	66.8%
640 - LEGAL SERVICES/ATTORNEY	\$141,250.00	\$3,278.10	\$95,962.94	\$45,287.06	67.9%
650 - CITY HALL/GENERAL BLDGS	\$140,570.00	\$15,587.24	\$75,276.16	\$65,293.84	53.6%
660 - TORT LIABILITY	\$16,756.00	\$6,166.15	\$6,166.15	\$10,589.85	36.8%
699 - GENERAL GOVERNMENT-I.T.	\$197,985.00	\$5,414.53	\$125,775.05	\$72,209.95	63.5%
7 - DEBT SERVICE	\$2,204,044.00	\$0.00	\$176,251.06	\$2,027,792.94	8.0%
710 - 2016 - \$4,810,000 GO BON	\$264,020.00	\$0.00	\$21,910.00	\$242,110.00	8.3%
711 - DEBT SERVICE	\$314,950.00	\$0.00	\$22,425.00	\$292,525.00	7.1%



City of Independence Bank Cash Reports - March 2026

Percent of Fiscal YTD 75 %

Expense by Function	Current Year Budget	Current Period Expense	Current Year Expense	Current Year Balance	% Used
713 - DEBT SERVICE	\$305,727.00	\$0.00	\$39,704.44	\$266,022.56	13.0%
714 - 2019 GO	\$144,830.00	\$0.00	\$7,665.00	\$137,165.00	5.3%
716 - DEBT SERVICE	\$153,311.00	\$0.00	\$6,655.50	\$146,655.50	4.3%
717 - DEBT SERVICE	\$97,578.00	\$0.00	\$8,777.37	\$88,800.63	9.0%
718 - DEBT SERVICE	\$270,900.00	\$0.00	\$55,100.00	\$215,800.00	20.3%
719 - 2021 2740K GO	\$479,625.00	\$0.00	\$10,062.50	\$469,562.50	2.1%
728 - 2015A - \$2,200,000 GO BON	\$173,103.00	\$0.00	\$3,951.25	\$169,151.75	2.3%
75 - CAPITAL PROJECTS	\$3,084,174.00	\$75,609.26	\$975,421.23	\$2,108,752.77	31.6%
110 - POLICE	\$252,700.00	\$10,919.52	\$237,319.07	\$15,380.93	93.9%
150 - FIRE	\$274,500.00	\$19,283.79	\$141,224.84	\$133,275.16	51.4%
170 - BUILDING INSPECTIONS	\$69,500.00	\$0.00	\$0.00	\$69,500.00	0.0%
210 - ROADS, BRIDGES, SIDEWALKS	\$607,500.00	\$22,875.18	\$252,702.52	\$354,797.48	41.6%
280 - AIRPORT	\$475,000.00	\$6,680.00	\$6,680.00	\$468,320.00	1.4%
410 - LIBRARY	\$6,000.00	\$0.00	\$733.53	\$5,266.47	12.2%
430 - PARKS	\$157,500.00	\$3,457.67	\$111,766.00	\$45,734.00	71.0%
441 - RECREATION - RIVER'S EDGE	\$4,374.00	\$426.56	\$7,961.51	(\$3,587.51)	182...
443 - RECREATION - FALCON CIVIC	\$47,100.00	\$8,966.54	\$34,815.43	\$12,284.57	73.9%
446 - RECREATION - COMPLEX	\$79,000.00	\$0.00	\$64,874.78	\$14,125.22	82.1%
650 - CITY HALL/GENERAL BLDGS	\$211,000.00	\$0.00	\$45,421.20	\$165,578.80	21.5%
750 - CAPITAL PROJECTS	\$0.00	\$0.00	\$2,580.00	\$2,580.00	2,58...
769 - PRIES ROAD EXPANSION	\$0.00	\$3,000.00	\$3,000.00	\$3,000.00	3,00...
773 - CAPITAL PROJECTS	\$900,000.00	\$0.00	\$66,342.35	\$833,657.65	7.4%
8 - ENTERPRISE FUNDS	\$22,982,396.00	\$212,081.61	\$3,126,951.26	\$19,855,444.74	13.6%
715 - 2021 WATER 1140k	\$92,855.00	\$0.00	\$6,677.50	\$86,177.50	7.2%
730 - DEBT SERVICE	\$1,699,476.00	\$0.00	\$0.00	\$1,699,476.00	0.0%
810 - WATER	\$1,892,119.00	\$70,686.53	\$1,302,484.94	\$589,634.06	68.8%
815 - SEWER/SEWAGE DISPOSAL	\$1,156,286.00	\$109,900.59	\$550,629.32	\$605,656.68	47.6%
816 - SEWER COLLECTION	\$786,274.00	\$29,676.27	\$633,090.37	\$153,183.63	80.5%
817 - SEWER TREATMENT PLANT SRF	\$95,141.00	\$0.00	\$11,570.00	\$83,571.00	12.2%



City of Independence Bank Cash Reports - March 2026

Percent of Fiscal YTD 75 %

Expense by Function	Current Year Budget	Current Period Expense	Current Year Expense	Current Year Balance	% Used
818 - WWTP REHAB PROJECT	\$16,512,000.00	\$0.00	\$0.00	\$16,512,000.00	0.0%
865 - STORM WATER	\$353,318.00	\$1,818.22	\$229,924.95	\$123,393.05	65.1%
868 - STORM WATER PROJECTS	\$394,927.00	\$0.00	\$392,574.18	\$2,352.82	99.4%
9 - TRANSFER OUT	\$4,535,002.00	\$82,060.90	\$968,953.12	\$3,566,048.88	21.4%
910 - TRANSFERS IN/OUT	\$4,535,002.00	\$75,267.48	\$848,148.96	\$3,686,853.04	18.7%
930 - INTERNAL SERVICE	\$0.00	\$6,793.42	\$120,804.16	\$120,804.16	120,...
Total	\$41,253,285.00	\$1,024,893.08	\$10,605,919.41	\$30,647,365.59	25.7%



City of Independence Bank Cash Reports - March 2026

Percent of Fiscal YTD 75 %

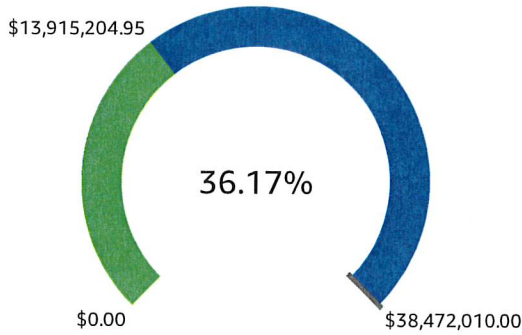
Expense by Fund	Current Year Budget	Current Period Expense	Current Year Expense	Current Year Balance	% Used
001 - GENERAL FUND	\$5,796,080.00	\$519,126.79	\$4,147,844.02	\$1,648,235.98	71.5..
003 - LIBRARY	\$474,789.00	\$46,867.96	\$321,544.24	\$153,244.76	67.7..
005 - HOTEL-MOTEL TAX	\$238,136.00	\$2,500.00	\$84,607.48	\$153,528.52	35.5..
110 - STREETS DEPT - ROAD USE T	\$802,939.00	\$44,046.54	\$444,385.54	\$358,553.46	55.3..
112 - EMPLOYEE BENEFITS	\$1,363,539.00	\$77,209.52	\$775,344.56	\$588,194.44	56.8..
121 - LOCAL OPTION SALES TAX	\$825,000.00	\$0.00	\$0.00	\$825,000.00	0%
125 - TAX INCREMENT FINANCING	\$1,030,966.00	\$0.00	\$0.00	\$1,030,966.00	0%
145 - URBAN RENEWAL - LMI HOUSI	\$123,850.00	\$0.00	\$26,843.80	\$97,006.20	21.6..
160 - ECONOMIC DEVELOPMENT	\$40,000.00	\$0.00	\$40,000.00	\$0.00	100%
200 - DEBT SERVICE	\$2,204,044.00	\$0.00	\$176,251.06	\$2,027,792.94	7.99%
210 - DEBT - SPECIAL ASSESSMENT	\$100,000.00	\$0.00	\$0.00	\$100,000.00	0%
302 - CAP PROJ - STREET IMPROVE	\$900,000.00	\$3,000.00	\$69,342.35	\$830,657.65	7.7%
304 - PARKS & REC PROJECTS	\$41,000.00	\$0.00	\$42,098.61	(\$1,098.61)	102....
316 - CAP PROJ - VISIONING PROJ	\$0.00	\$0.00	\$2,580.00	\$2,580.00	2,58..
323 - CAP OUTLAY SAVINGS/LOST	\$1,743,174.00	\$50,010.27	\$833,316.00	\$909,858.00	47.8%
325 - CAP PROJ-1ST ST W RECON	\$400,000.00	\$22,598.99	\$28,084.27	\$371,915.73	7.02%
600 - WATER FUND	\$1,984,974.00	\$78,424.44	\$1,372,126.21	\$612,847.79	69.1..
605 - WATER REVENUE BOND	\$92,855.00	\$0.00	\$6,677.50	\$86,177.50	7.19%
610 - SEWER UTILITY FUND	\$3,987,077.00	\$168,330.27	\$1,442,500.46	\$2,544,576.54	36.1..
611 - SEWER SRF SINKING FUND	\$1,794,617.00	\$0.00	\$11,570.00	\$1,783,047.00	0.64%
616 - WWTP REHAB PROJECT	\$16,512,000.00	\$0.00	\$0.00	\$16,512,000.00	0%
740 - STORM WATER DEPT	\$403,318.00	\$5,984.88	\$267,424.97	\$135,893.03	66.3%
741 - STORM WATER PROJECTS	\$394,927.00	\$0.00	\$392,574.18	\$2,352.82	99.4%
820 - SELF INSURANCE	\$0.00	\$6,563.19	\$118,414.83	\$118,414.83	118,...
821 - SELF INSURANCE - ENTERPRI	\$0.00	\$230.23	\$2,389.33	\$2,389.33	2,38...
Total	\$41,253,285.00	\$1,024,893.08	\$10,605,919...	\$30,647,365.59	25.7%



City of Independence Bank Cash Reports - March 2026

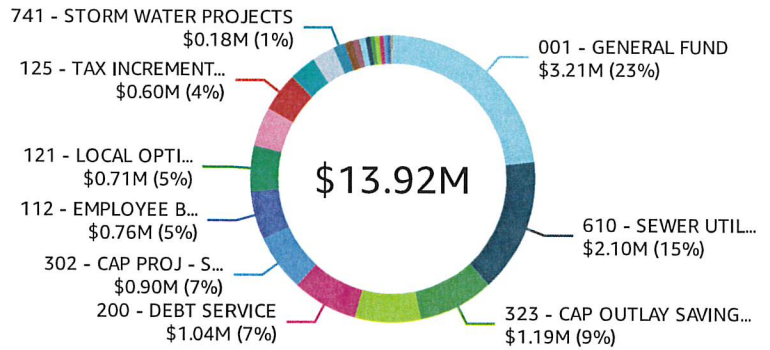
Percent of Fiscal YTD 75 %

2026 Anticipated vs Revenue



2026 Revenue by Fund

SHOWING TOP 50 IN FUND



Revenue by Fund	Budget Estimate	MTD Balance	YTD Balance	Uncollected	% Recvd
001 - GENERAL FUND	\$5,657,258.00	\$249,794.64	\$3,206,498.38	\$2,450,759.62	56.7%
003 - LIBRARY	\$474,789.00	\$35,404.88	\$368,905.83	\$105,883.17	77.7%
005 - HOTEL-MOTEL TAX	\$100,000.00	\$4,320.03	\$101,722.44	(\$1,722.44)	101...
012 - STREET REPLACEMENT FUND	\$0.00	\$0.31	\$2.74	\$2.74	0.0%
014 - FIRE DEPT REPLACEMENT FUN	\$0.00	\$1.55	\$15.33	\$15.33	0.0%
018 - AIRPORT REPLACEMENT FUND	\$0.00	\$1.86	\$17.78	\$17.78	0.0%
043 - PARKS REPLACEMENT FUND	\$0.00	\$94.52	\$900.10	\$900.10	0.0%
110 - STREETS DEPT - ROAD USE T	\$848,960.00	\$57,557.39	\$618,551.23	\$230,408.77	72.9%
112 - EMPLOYEE BENEFITS	\$1,333,770.00	\$37,138.34	\$755,111.11	\$578,658.89	56.6%
121 - LOCAL OPTION SALES TAX	\$825,000.00	\$71,119.13	\$712,438.95	\$112,561.05	86.4%
125 - TAX INCREMENT FINANCING	\$1,030,966.00	\$36,312.48	\$604,891.60	\$426,074.40	58.7%
145 - URBAN RENEWAL - LMI HOUSI	\$126,471.00	\$0.00	\$0.00	\$126,471.00	0.0%
160 - ECONOMIC DEVELOPMENT	\$49,415.00	\$0.00	\$0.00	\$49,415.00	0.0%
200 - DEBT SERVICE	\$2,245,092.00	\$62,682.36	\$1,037,046.03	\$1,208,045.97	46.2%
210 - DEBT - SPECIAL ASSESSMENT	\$58,189.00	\$1,236.00	\$75,486.07	(\$17,297.07)	129...
302 - CAP PROJ - STREET IMPROVE	\$900,000.00	\$519.52	\$904,807.79	(\$4,807.79)	100...
304 - PARKS & REC PROJECTS	\$61,610.00	\$2,200.00	\$67,810.00	(\$6,200.00)	110...
316 - CAP PROJ - VISIONING PROJ	\$50,000.00	\$0.00	\$0.00	\$50,000.00	0.0%



City of Independence Bank Cash Reports - March 2026

Percent of Fiscal YTD 75 %

Revenue by Fund	Budget Estimate	MTD Balance	YTD Balance	Uncollected	% Recvd
318 - CAP PROJ - AIRPORT	\$17,671.00	\$0.00	\$61,572.08	(\$43,901.08)	348...
323 - CAP OUTLAY SAVINGS/LOST	\$1,784,410.00	\$290.63	\$1,192,787.44	\$591,622.56	66.8%
325 - CAP PROJ-1ST ST W RECON	\$425,000.00	\$264.80	\$427,353.66	(\$2,353.66)	100...
500 - CEMETERY FUND	\$0.00	\$324.95	\$2,768.40	\$2,768.40	0.0%
600 - WATER FUND	\$1,252,846.00	\$162,708.61	\$1,043,777.08	\$209,068.92	83.3%
602 - WATER CONSTRUCTION	\$0.00	\$342.51	\$35,013.80	\$35,013.80	0.0%
604 - WATER RELACEMENT FUND	\$0.00	\$123.02	\$1,171.85	\$1,171.85	0.0%
605 - WATER REVENUE BOND	\$92,855.00	\$7,737.91	\$69,641.27	\$23,213.73	75.0%
610 - SEWER UTILITY FUND	\$2,491,091.00	\$219,653.43	\$2,097,715.48	\$393,375.52	84.2%
611 - SEWER SRF SINKING FUND	\$1,794,617.00	\$7,928.41	\$71,355.77	\$1,723,261.23	4.0%
615 - WWTP FUTURE PLANT FUND	\$0.00	\$1,706.31	\$16,252.38	\$16,252.38	0.0%
616 - WWTP REHAB PROJECT	\$16,512,000.00	\$0.00	\$0.00	\$16,512,000.00	0.0%
619 - SEWER REPLACEMENT FUND	\$0.00	\$70.41	\$670.83	\$670.83	0.0%
620 - WWTP REPLACEMENT FUND	\$0.00	\$0.00	\$14,405.16	\$14,405.16	0.0%
740 - STORM WATER DEPT	\$160,000.00	\$12,709.55	\$125,619.34	\$34,380.66	78.5%
741 - STORM WATER PROJECTS	\$180,000.00	\$0.00	\$180,090.87	(\$90.87)	100...
820 - SELF INSURANCE	\$0.00	\$6,563.19	\$118,414.83	\$118,414.83	0.0%
821 - SELF INSURANCE - ENTERPRI	\$0.00	\$230.23	\$2,389.33	\$2,389.33	0.0%
Total	\$38,472,010.00	\$979,036.97	\$13,915,204.95	\$24,556,805.05	36.2%