



## City of Independence Bank Cash Reports - April 2026

### CASH BALANCE SHEET - 2026

	MTD	YTD Balance
<b>1110 - CASH</b>	<b>\$4,382,481.96</b>	<b>\$16,656,924.56</b>
001-000-1110 - CASH GENERAL FUND	\$1,781,631.04	\$1,149,603.79
003-000-1110 - CASH LIBRARY	\$95,591.39	\$82,997.40
005-000-1110 - CASH HOTEL-MOTEL TAX	\$8,058.46	\$210,449.72
110-000-1110 - CASH ROAD USE TAX	\$128,178.35	\$1,370,073.32
112-000-1110 - CASH EMPLOYEE BENEFITS	\$604,101.28	\$942,851.02
121-000-1110 - CASH LOCAL OPTION SALES TAX	\$79,710.90	\$1,154,474.12
125-000-1110 - CASH TAX INCREMENT FINANCING	\$388,705.18	\$1,029,772.54
131-000-1110 - CASH LIBRARY MEMORIAL TRUST	\$0.00	\$375.00
145-000-1110 - CASH URBAN RENEWAL	\$10,000.00	\$308,885.25
160-000-1110 - CASH ECONOMIC DEVELOPMENT	\$37,978.20	\$280,221.61
177-000-1110 - CASH POLICE FORFEITURE	\$0.00	\$13,089.16
200-000-1110 - CASH DEBT SERVICE	\$568,315.03	\$1,429,110.00
210-000-1110 - CASH DEBT SPECIAL ASSESSMENT	\$335.00	\$468,762.77
301-000-1110 - CASH CAP PROJ FIRE EMERGENCY	\$0.00	\$26,436.55
302-000-1110 - CASH CAP STREET IMPROVEMENT	\$0.00	\$202,900.07
303-000-1110 - CASH - CAP PROJ/BRIDGES	\$0.00	(\$79,290.97)
304-000-1110 - CASH - COMPLEX TURF	\$0.00	(\$426,105.94)
311-000-1110 - CASH CAP PROJ CITY BLDGS	\$0.00	(\$285,807.13)
315-000-1110 - CASH CAP PROJ HOUSING REHAB	\$0.00	\$88.81
316-000-1110 - CASH CAP PROJ VISIONING PROJ	\$0.00	(\$140,890.80)
318-000-1110 - CASH CAP PROJ AIRPORT	\$0.00	(\$145,604.51)
319-000-1110 - CASH CAP PROJ WAPSIE DAM MIT	\$0.00	\$0.90
320-000-1110 - CASH CAP PROJ AQUATIC CTR	\$0.00	(\$468,238.82)
323-000-1110 - CASH CAPITAL OUTLAY/LOST	\$29,258.60	\$323,778.85
324-000-1110 - CASH - CAP PROJECT HIGHWAY 150	\$0.00	(\$325,304.59)
325-000-1110 - CASH-1ST ST W RECON	\$5,325.98	\$31,948.39
399-000-1110 - CASH CAP STORM SEWER	\$0.00	\$4,521.23

Cash Report reviewed on 5/5/26 lp




## City of Independence Bank Cash Reports - April 2026

	MTD	YTD Balance
600-000-1110 - CASH WATER	\$195,005.50	\$222,651.38
602-000-1110 - CASH WATER CONSTRUCTION	\$0.00	(\$2,828.00)
605-000-1110 - CASH 2021 WATER REV BOND	\$7,737.91	\$71,402.69
606-000-1110 - CASH WATER REV BOND RESERVE	\$0.00	\$98,000.00
610-000-1110 - CASH SEWER	\$356,375.04	\$8,016,274.10
611-000-1110 - CHECKING - SRF SINKING FUND	\$7,928.41	\$67,754.80
612-000-1110 - CHECKING - SEWER SRF PROJECT	\$0.00	\$0.89
613-000-1110 - CASH SEWER REVENUE BOND RESV	\$0.00	\$238,682.89
614-000-1110 - CASH SEWER SINKING REV BOND	\$0.00	\$11,342.20
615-000-1110 - CASH WWTP FUTURE PLANT	\$0.00	\$383,946.10
616-000-1110 - CASH	\$14,240.00	(\$14,240.00)
740-000-1110 - CASH STORM WATER	\$21,725.83	\$359,892.40
741-000-1110 - CASH	\$0.00	\$44,947.37
820-000-1110 - CASH SELF INSURANCE	\$41,985.12	\$0.00
821-000-1110 - CASH SELF INSURANCE ENTERPRISE	\$294.74	\$0.00
<b>1111 - RESERVE</b>	<b>\$0.00</b>	<b>(\$371.88)</b>
003-000-1111 - CASH RESERVE-LIB EQUIP	\$0.00	(\$371.88)
<b>1112 - RESERVE</b>	<b>\$0.00</b>	<b>\$0.77</b>
005-000-1112 - CASH-HOTEL/MOTEL TX-PARKS&REC	\$0.00	\$0.77
<b>1120 - PETTY CASH</b>	<b>\$0.00</b>	<b>\$400.00</b>
001-000-1120 - PETTY CASH - POLICE	\$0.00	\$200.00
003-000-1120 - PETTY CASH - LIBRARY	\$0.00	\$200.00
<b>1121 - CASH '25 GO BOND</b>	<b>\$780.69</b>	<b>\$1,266,699.79</b>
001-000-1121 - PETTY CASH - RIVERS EDGE	\$0.00	\$100.00
302-000-1121 - CASH '25 GO 27 ST REHAB	\$517.12	\$838,982.56
325-000-1121 - CASH '25 GO 1ST ST W RECON	\$263.57	\$427,617.23
<b>1122 - CASH '25 GO BOND</b>	<b>\$1.44</b>	<b>\$2,339.82</b>
323-000-1122 - CASH '25 GO PD CIP	\$1.44	\$2,339.82
<b>1123 - CASH '25 GO BOND</b>	<b>\$68.21</b>	<b>\$110,777.47</b>
001-000-1123 - PETTY CASH - FCC	\$0.00	\$100.00



## City of Independence Bank Cash Reports - April 2026

	MTD	YTD Balance
323-000-1123 - CASH '25 GO FIRE CIP	\$68.21	\$110,677.47
<b>1124 - CASH '25 GO BOND</b>	<b>\$40.30</b>	<b>\$65,625.15</b>
001-000-1124 - PETTY CASH - POOL	\$0.00	\$225.00
323-000-1124 - CASH '25 GO BLDG CIP	\$40.30	\$65,400.15
<b>1125 - CASH '25 GO BOND</b>	<b>\$835.84</b>	<b>\$18,182.30</b>
001-000-1125 - PETTY CASH - COMPLEX	\$0.00	\$600.00
323-000-1125 - CASH '25 GO ST CIP	\$835.84	\$17,582.30
<b>1126 - CASH '25 GO BOND</b>	<b>\$53,488.65</b>	<b>\$11,401.70</b>
001-000-1126 - PETTY CASH - CITY HALL	\$0.00	\$150.00
323-000-1126 - CASH '25 GO PARKS CIP	\$53,488.65	\$11,251.70
<b>1127 - CASH '25 GO BOND</b>	<b>\$128.00</b>	<b>\$207,660.97</b>
323-000-1127 - CASH '25 GO CH CIP	\$128.00	\$207,660.97
<b>1130 - OAKWOOD DONATIONS - BK 11</b>	<b>\$3,536.00</b>	<b>\$1,498.60</b>
001-000-1130 - OAKWOOD DONATIONS-BANK 11	\$0.00	\$19,941.44
323-000-1130 - RESERVE-POLICE CAP OUTLAY/LOST	\$3,536.00	(\$18,442.84)
<b>1131 - RESERVE</b>	<b>\$589.37</b>	<b>\$439,994.56</b>
323-000-1131 - RESERVE-FIRE CAP OUTLAY/LOST	\$589.37	\$439,994.56
<b>1132 - RESERVE</b>	<b>\$1,650.00</b>	<b>(\$30,000.00)</b>
323-000-1132 - RESERVE-STREET CAP OUTLAY/LOST	\$1,650.00	(\$30,000.00)
<b>1133 - RESERVE</b>	<b>\$2,672.00</b>	<b>\$193,078.94</b>
323-000-1133 - RESERVE-AIRPORT CAP OUTLY/LOST	\$2,672.00	\$193,078.94
<b>1134 - RESERVE</b>	<b>\$0.00</b>	<b>\$1,680.42</b>
323-000-1134 - RESERVE-LIBRARY CAP OUTLY/LOST	\$0.00	\$1,680.42
<b>1135 - RESERVE</b>	<b>\$75,757.14</b>	<b>\$7,567.56</b>
323-000-1135 - RESERVE-PARK CAP OUTLAY/LOST	\$75,757.14	\$7,567.56
<b>1136 - RESERVE</b>	<b>\$0.00</b>	<b>\$24,321.94</b>
323-000-1136 - RESERVE-COMPLEX CAP OUTLY/LOST	\$0.00	\$24,321.94
<b>1137 - RESERVE</b>	<b>\$720.75</b>	<b>\$103,219.41</b>
323-000-1137 - RESERVE-FCC CAP OUTLAY/LOST	\$720.75	\$103,219.41
<b>1138 - RESERVE</b>	<b>\$0.00</b>	<b>\$63,854.74</b>



## City of Independence Bank Cash Reports - April 2026

	MTD	YTD Balance
323-000-1138 - RESERVE-CITY HALL CAP OUT/LOST	\$0.00	\$63,854.74
<b>1139 - RESERVE</b>	<b>\$0.00</b>	<b>(\$40,829.64)</b>
323-000-1139 - RESERVE-RIVERS EDGE CAP OUT/LO	\$0.00	(\$40,829.64)
<b>1140 - RESERVE</b>	<b>\$0.00</b>	<b>\$68,952.00</b>
323-000-1140 - RESERVE-POOL CAP OUTLAY/LOST	\$0.00	\$68,952.00
<b>1141 - RESERVE-BLDG CAP OUT/LOST</b>	<b>\$0.00</b>	<b>\$49,211.70</b>
323-000-1141 - RESERVE-BLDG CAP OUT/LOST	\$0.00	\$49,211.70
<b>1150 - IPAIT</b>	<b>\$2,079.80</b>	<b>\$740,172.78</b>
001-000-1150 - IPAIT 115-EVENTS	\$0.00	\$0.01
012-000-1150 - IPAIT 103-STREET REPLACEMENT	\$0.30	\$81.76
014-000-1150 - IPAIT 111-FIRE DEPT REPLACEM	\$1.50	\$564.20
018-000-1150 - IPAIT 106-AIRPORT REPLACEMNT	\$1.80	\$646.49
043-000-1150 - IPAIT 105-PARKS REPLACEMENT	\$91.53	\$32,576.72
602-000-1150 - IPAIT 116-WATER CONST	\$331.82	\$118,079.36
615-000-1150 - IPAIT 117-WWTP RESERVE	\$1,652.85	\$588,224.24
<b>1151 - IPAIT</b>	<b>\$31.73</b>	<b>\$11,291.72</b>
001-000-1151 - IPAIT 101-PARKS-RIVER WALK	\$31.73	\$11,291.72
<b>1152 - IPAIT</b>	<b>\$76.20</b>	<b>\$27,112.56</b>
001-000-1152 - IPAIT 110-OAKWOOD CEMETERY	\$76.20	\$27,112.56
<b>1153 - IPAIT</b>	<b>\$6.60</b>	<b>\$2,379.63</b>
001-000-1153 - IPAIT 119-CAPITAL IMPROVEMNT	\$6.60	\$2,379.63
<b>1154 - IPAIT</b>	<b>\$26.05</b>	<b>\$9,275.08</b>
001-000-1154 - IPAIT 114-PARKS-BALL COMPLEX	\$26.05	\$9,275.08
<b>1155 - IPAIT</b>	<b>\$119.21</b>	<b>\$42,413.11</b>
604-000-1155 - IPAIT 113-WATER VEH/EQU REPL	\$119.21	\$42,413.11
<b>1156 - IPAIT</b>	<b>\$68.23</b>	<b>\$24,280.30</b>
619-000-1156 - IPAIT 112-SEWER VEH/EQU REPL	\$68.23	\$24,280.30
<b>1157 - IPAIT</b>	<b>\$20.41</b>	<b>\$7,275.50</b>
001-000-1157 - IPAIT 102 - POLICE CANINE	\$20.41	\$7,275.50
<b>1161 - SAVINGS</b>	<b>\$315.46</b>	<b>\$106,214.97</b>



## City of Independence Bank Cash Reports - April 2026

	MTD	YTD Balance
500-000-1161 - SAVINGS -70010947 MONEY MARKET	\$315.46	\$106,214.97
<b>1162 - SAVINGS</b>	<b>\$1,219.86</b>	<b>\$440,321.45</b>
001-000-1162 - SAVINGS-AQUATIC CENTER PROJECT	\$1,219.86	\$44,433.84
320-000-1162 - SAVINGS - CAP PROJ AQUATIC CTR	\$0.00	\$395,887.61
<b>1166 - 1166</b>	<b>\$0.00</b>	<b>\$927,190.92</b>
600-000-1166 - CD #6139 WATER FUND CD	\$0.00	\$927,190.92
<b>1170 - 1170</b>	<b>\$0.00</b>	<b>\$345,846.06</b>
620-000-1170 - CD #6120 WWTP REPLACEMENT	\$0.00	\$345,846.06
<b>1171 - CD</b>	<b>\$0.00</b>	<b>\$50,000.00</b>
001-000-1171 - CD #5810-PW CD	\$0.00	\$50,000.00
<b>1172 - CD</b>	<b>\$955.46</b>	<b>\$344,882.31</b>
001-000-1172 - SAVINGS-COMPLEX TURF PROJECT	\$955.46	\$19,881.22
304-000-1172 - SAVINGS-COMPLEX TURF PROJECT	\$0.00	\$325,001.09
<b>1175 - CD#3970</b>	<b>\$1,588,329.28</b>	<b>\$0.00</b>
602-000-1175 - CD #3970	\$1,588,329.28	\$0.00
<b>1180 - 1180</b>	<b>\$1,557,995.44</b>	<b>\$1,557,995.44</b>
602-000-1180 - CD #6826	\$1,557,995.44	\$1,557,995.44
<b>Total</b>	<b>\$7,673,994.08</b>	<b>\$23,858,842.71</b>



## City of Independence Bank Cash Reports - April 2026


### CASH BALANCE SHEET BY BANK RECON ID - 2026

	MTD	YTD Balance
<b>AQUATIC - BANKIOWA - AQUATIC</b>	<b>\$1,219.86</b>	<b>\$440,321.45</b>
001-000-1162 - SAVINGS-AQUATIC CENTER PROJECT	\$1,219.86	\$44,433.84
320-000-1162 - SAVINGS - CAP PROJ AQUATIC CTR	\$0.00	\$395,887.61
<b>BANKIOWA - BANKIOWA - MAIN CHECKING ACCOUNT</b>	<b>\$4,467,407.22</b>	<b>\$17,519,162.24</b>
001-000-1110 - CASH GENERAL FUND	\$1,781,631.04	\$1,149,603.79
003-000-1110 - CASH LIBRARY	\$95,591.39	\$82,997.40
003-000-1111 - CASH RESERVE-LIB EQUIP	\$0.00	(\$371.88)
005-000-1110 - CASH HOTEL-MOTEL TAX	\$8,058.46	\$210,449.72
005-000-1112 - CASH-HOTEL/MOTEL TX-PARKS&REC	\$0.00	\$0.77
110-000-1110 - CASH ROAD USE TAX	\$128,178.35	\$1,370,073.32
112-000-1110 - CASH EMPLOYEE BENEFITS	\$604,101.28	\$942,851.02
121-000-1110 - CASH LOCAL OPTION SALES TAX	\$79,710.90	\$1,154,474.12
125-000-1110 - CASH TAX INCREMENT FINANCING	\$388,705.18	\$1,029,772.54
131-000-1110 - CASH LIBRARY MEMORIAL TRUST	\$0.00	\$375.00
145-000-1110 - CASH URBAN RENEWAL	\$10,000.00	\$308,885.25
160-000-1110 - CASH ECONOMIC DEVELOPMENT	\$37,978.20	\$280,221.61
177-000-1110 - CASH POLICE FORFEITURE	\$0.00	\$13,089.16
200-000-1110 - CASH DEBT SERVICE	\$568,315.03	\$1,429,110.00
210-000-1110 - CASH DEBT SPECIAL ASSESSMENT	\$335.00	\$468,762.77
301-000-1110 - CASH CAP PROJ FIRE EMERGENCY	\$0.00	\$26,436.55
302-000-1110 - CASH CAP STREET IMPROVEMENT	\$0.00	\$202,900.07
303-000-1110 - CASH - CAP PROJ/BRIDGES	\$0.00	(\$79,290.97)
304-000-1110 - CASH - COMPLEX TURF	\$0.00	(\$426,105.94)
311-000-1110 - CASH CAP PROJ CITY BLDGS	\$0.00	(\$285,807.13)
315-000-1110 - CASH CAP PROJ HOUSING REHAB	\$0.00	\$88.81
316-000-1110 - CASH CAP PROJ VISIONING PROJ	\$0.00	(\$140,890.80)
318-000-1110 - CASH CAP PROJ AIRPORT	\$0.00	(\$145,604.51)
319-000-1110 - CASH CAP PROJ WAPSIE DAM MIT	\$0.00	\$0.90



## City of Independence Bank Cash Reports - April 2026

	MTD	YTD Balance
320-000-1110 - CASH CAP PROJ AQUATIC CTR	\$0.00	(\$468,238.82)
323-000-1110 - CASH CAPITAL OUTLAY/LOST	\$29,258.60	\$323,778.85
323-000-1130 - RESERVE-POLICE CAP OUTLAY/LOST	\$3,536.00	(\$18,442.84)
323-000-1131 - RESERVE-FIRE CAP OUTLAY/LOST	\$589.37	\$439,994.56
323-000-1132 - RESERVE-STREET CAP OUTLAY/LOST	\$1,650.00	(\$30,000.00)
323-000-1133 - RESERVE-AIRPORT CAP OUTLY/LOST	\$2,672.00	\$193,078.94
323-000-1134 - RESERVE-LIBRARY CAP OUTLY/LOST	\$0.00	\$1,680.42
323-000-1135 - RESERVE-PARK CAP OUTLAY/LOST	\$75,757.14	\$7,567.56
323-000-1136 - RESERVE-COMPLEX CAP OUTLY/LOST	\$0.00	\$24,321.94
323-000-1137 - RESERVE-FCC CAP OUTLAY/LOST	\$720.75	\$103,219.41
323-000-1138 - RESERVE-CITY HALL CAP OUT/LOST	\$0.00	\$63,854.74
323-000-1139 - RESERVE-RIVERS EDGE CAP OUT/LO	\$0.00	(\$40,829.64)
323-000-1140 - RESERVE-POOL CAP OUTLAY/LOST	\$0.00	\$68,952.00
323-000-1141 - RESERVE-BLDG CAP OUT/LOST	\$0.00	\$49,211.70
324-000-1110 - CASH - CAP PROJECT HIGHWAY 150	\$0.00	(\$325,304.59)
325-000-1110 - CASH-1ST ST W RECON	\$5,325.98	\$31,948.39
399-000-1110 - CASH CAP STORM SEWER	\$0.00	\$4,521.23
600-000-1110 - CASH WATER	\$195,005.50	\$222,651.38
602-000-1110 - CASH WATER CONSTRUCTION	\$0.00	(\$2,828.00)
605-000-1110 - CASH 2021 WATER REV BOND	\$7,737.91	\$71,402.69
606-000-1110 - CASH WATER REV BOND RESERVE	\$0.00	\$98,000.00
610-000-1110 - CASH SEWER	\$356,375.04	\$8,016,274.10
611-000-1110 - CHECKING - SRF SINKING FUND	\$7,928.41	\$67,754.80
612-000-1110 - CHECKING - SEWER SRF PROJECT	\$0.00	\$0.89
613-000-1110 - CASH SEWER REVENUE BOND RESV	\$0.00	\$238,682.89
614-000-1110 - CASH SEWER SINKING REV BOND	\$0.00	\$11,342.20
615-000-1110 - CASH WWTP FUTURE PLANT	\$0.00	\$383,946.10
616-000-1110 - CASH	\$14,240.00	(\$14,240.00)
740-000-1110 - CASH STORM WATER	\$21,725.83	\$359,892.40
741-000-1110 - CASH	\$0.00	\$44,947.37



## City of Independence Bank Cash Reports - April 2026

	MTD	YTD Balance
820-000-1110 - CASH SELF INSURANCE	\$41,985.12	\$0.00
821-000-1110 - CASH SELF INSURANCE ENTERPRISE	\$294.74	\$0.00
<b>BIA CD - BANKIOWA - CDs</b>	<b>\$0.00</b>	<b>\$1,323,036.98</b>
001-000-1171 - CD #5810-PW CD	\$0.00	\$50,000.00
600-000-1166 - CD #6139 WATER FUND CD	\$0.00	\$927,190.92
620-000-1170 - CD #6120 WWTP REPLACEMENT	\$0.00	\$345,846.06
<b>BIA25GO - BANKIOWA - 2025 GO BOND</b>	<b>\$55,343.13</b>	<b>\$1,681,512.20</b>
302-000-1121 - CASH '25 GO 27 ST REHAB	\$517.12	\$838,982.56
323-000-1122 - CASH '25 GO PD CIP	\$1.44	\$2,339.82
323-000-1123 - CASH '25 GO FIRE CIP	\$68.21	\$110,677.47
323-000-1124 - CASH '25 GO BLDG CIP	\$40.30	\$65,400.15
323-000-1125 - CASH '25 GO ST CIP	\$835.84	\$17,582.30
323-000-1126 - CASH '25 GO PARKS CIP	\$53,488.65	\$11,251.70
323-000-1127 - CASH '25 GO CH CIP	\$128.00	\$207,660.97
325-000-1121 - CASH '25 GO 1ST ST W RECON	\$263.57	\$427,617.23
<b>COMPLEX - BANKIOWA - COMPLEX</b>	<b>\$955.46</b>	<b>\$344,882.31</b>
001-000-1172 - SAVINGS-COMPLEX TURF PROJECT	\$955.46	\$19,881.22
304-000-1172 - SAVINGS-COMPLEX TURF PROJECT	\$0.00	\$325,001.09
<b>IPAITINV - IPAIT</b>	<b>\$2,428.23</b>	<b>\$864,200.68</b>
001-000-1150 - IPAIT 115-EVENTS	\$0.00	\$0.01
001-000-1151 - IPAIT 101-PARKS-RIVER WALK	\$31.73	\$11,291.72
001-000-1152 - IPAIT 110-OAKWOOD CEMETERY	\$76.20	\$27,112.56
001-000-1153 - IPAIT 119-CAPITAL IMPROVEMNT	\$6.60	\$2,379.63
001-000-1154 - IPAIT 114-PARKS-BALL COMPLEX	\$26.05	\$9,275.08
001-000-1157 - IPAIT 102 - POLICE CANINE	\$20.41	\$7,275.50
012-000-1150 - IPAIT 103-STREET REPLACEMENT	\$0.30	\$81.76
014-000-1150 - IPAIT 111-FIRE DEPT REPLACEM	\$1.50	\$564.20
018-000-1150 - IPAIT 106-AIRPORT REPLACEMNT	\$1.80	\$646.49
043-000-1150 - IPAIT 105-PARKS REPLACEMENT	\$91.53	\$32,576.72
602-000-1150 - IPAIT 116-WATER CONST	\$331.82	\$118,079.36



## City of Independence Bank Cash Reports - April 2026

	MTD	YTD Balance
604-000-1155 - IPAIT 113-WATER VEH/EQU REPL	\$119.21	\$42,413.11
615-000-1150 - IPAIT 117-WWTP RESERVE	\$1,652.85	\$588,224.24
619-000-1156 - IPAIT 112-SEWER VEH/EQU REPL	\$68.23	\$24,280.30
<b>NORTHEAS - NORTHEAST SECURITY BANK - CDs</b>	<b>\$1,588,329.28</b>	<b>\$0.00</b>
602-000-1175 - CD #3970	\$1,588,329.28	\$0.00
<b>OAKWOODC - BANKIOWA - OAKWOOD MONEY MARKET</b>	<b>\$315.46</b>	<b>\$126,156.41</b>
001-000-1130 - OAKWOOD DONATIONS-BANK 11	\$0.00	\$19,941.44
500-000-1161 - SAVINGS -70010947 MONEY MARKET	\$315.46	\$106,214.97
<b>PETTYCAS - PETTY CASH</b>	<b>\$0.00</b>	<b>\$1,575.00</b>
001-000-1120 - PETTY CASH - POLICE	\$0.00	\$200.00
001-000-1121 - PETTY CASH - RIVERS EDGE	\$0.00	\$100.00
001-000-1123 - PETTY CASH - FCC	\$0.00	\$100.00
001-000-1124 - PETTY CASH - POOL	\$0.00	\$225.00
001-000-1125 - PETTY CASH - COMPLEX	\$0.00	\$600.00
001-000-1126 - PETTY CASH - CITY HALL	\$0.00	\$150.00
003-000-1120 - PETTY CASH - LIBRARY	\$0.00	\$200.00
<b>WCFFINAN - WCF FINANCIAL - CDs</b>	<b>\$1,557,995.44</b>	<b>\$1,557,995.44</b>
602-000-1180 - CD #6826	\$1,557,995.44	\$1,557,995.44
<b>Total</b>	<b>\$7,673,994.08</b>	<b>\$23,858,842.71</b>


### TREASURER'S REPORT - 2026

Fund	Last Month End Balance	Debit (Received)	Credit (Disbursed)	Ending Balance
001 - GENERAL FUND	\$570,576.14	\$1,277,980.50	\$505,986.85	\$1,342,569.79
003 - LIBRARY	\$97,990.79	\$40,213.06	\$55,378.33	\$82,825.52
005 - HOTEL-MOTEL TAX	\$211,684.21	\$3,412.37	\$4,646.09	\$210,450.49
012 - STREET REPLACEMENT FUND	\$81.46	\$0.30	\$0.00	\$81.76
014 - FIRE DEPT REPLACEMENT FUN	\$562.70	\$1.50	\$0.00	\$564.20
018 - AIRPORT REPLACEMENT FUND	\$644.69	\$1.80	\$0.00	\$646.49



## City of Independence Bank Cash Reports - April 2026

Fund	Last Month End Balance	Debit (Received)	Credit (Disbursed)	Ending Balance
043 - PARKS REPLACEMENT FUND	\$32,485.19	\$91.53	\$0.00	\$32,576.72
110 - STREETS DEPT - ROAD USE T	\$1,358,810.83	\$69,720.42	\$58,457.93	\$1,370,073.32
112 - EMPLOYEE BENEFITS	\$541,920.68	\$502,515.81	\$101,585.47	\$942,851.02
121 - LOCAL OPTION SALES TAX	\$1,074,763.22	\$79,710.90	\$0.00	\$1,154,474.12
125 - TAX INCREMENT FINANCING	\$641,067.36	\$388,705.18	\$0.00	\$1,029,772.54
131 - LIBRARY MEMORIAL TRUST FU	\$375.00	\$0.00	\$0.00	\$375.00
145 - URBAN RENEWAL - LMI HOUSI	\$318,885.25	\$0.00	\$10,000.00	\$308,885.25
160 - ECONOMIC DEVELOPMENT	\$318,199.81	\$0.00	\$37,978.20	\$280,221.61
177 - POLICE FORFEITURE	\$13,089.16	\$0.00	\$0.00	\$13,089.16
200 - DEBT SERVICE	\$860,794.97	\$568,315.03	\$0.00	\$1,429,110.00
210 - DEBT - SPECIAL ASSESSMENT	\$468,427.77	\$335.00	\$0.00	\$468,762.77
301 - CAP EQUIP - FIRE EMERGENC	\$26,436.55	\$0.00	\$0.00	\$26,436.55
302 - CAP PROJ - STREET IMPROVE	\$1,041,365.51	\$517.12	\$0.00	\$1,041,882.63
303 - CAP PROJ - BRIDGES	(\$79,290.97)	\$0.00	\$0.00	(\$79,290.97)
304 - PARKS & REC PROJECTS	(\$101,104.85)	\$0.00	\$0.00	(\$101,104.85)
311 - CAP PROJ - CITY BUILDINGS	(\$285,807.13)	\$0.00	\$0.00	(\$285,807.13)
315 - CAP PROJ - HOUSING REHAB	\$88.81	\$0.00	\$0.00	\$88.81
316 - CAP PROJ - VISIONING PROJ	(\$140,890.80)	\$0.00	\$0.00	(\$140,890.80)
318 - CAP PROJ - AIRPORT	(\$145,604.51)	\$0.00	\$0.00	(\$145,604.51)
319 - CAP PROJ - WAPSIE DAM MIT	\$0.90	\$0.00	\$0.00	\$0.90
320 - CAP PROJ - AQUATIC CENTER	(\$72,351.21)	\$0.00	\$0.00	(\$72,351.21)
323 - CAP OUTLAY SAVINGS/LOST	\$1,601,632.27	\$84,207.04	\$84,539.26	\$1,601,300.05
324 - CAP PROJECT HIGHWAY 150	(\$325,304.59)	\$0.00	\$0.00	(\$325,304.59)
325 - CAP PROJ-1ST ST W RECON	\$464,628.03	\$263.57	\$5,325.98	\$459,565.62
399 - CAP PROJ - 3rd AVE STMSWR	\$4,521.23	\$0.00	\$0.00	\$4,521.23
500 - CEMETERY FUND	\$105,899.51	\$315.46	\$0.00	\$106,214.97
600 - WATER FUND	\$1,120,832.26	\$112,007.77	\$82,997.73	\$1,149,842.30
602 - WATER CONSTRUCTION	\$1,642,581.14	\$1,588,661.10	\$1,557,995.44	\$1,673,246.80
604 - WATER RELACEMENT FUND	\$42,293.90	\$119.21	\$0.00	\$42,413.11



## City of Independence Bank Cash Reports - April 2026

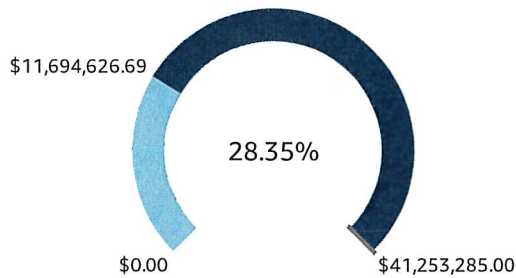
Fund	Last Month End Balance	Debit (Received)	Credit (Disbursed)	Ending Balance
605 - WATER REVENUE BOND	\$63,664.78	\$7,737.91	\$0.00	\$71,402.69
606 - WATER REV BOND RESERVE	\$98,000.00	\$0.00	\$0.00	\$98,000.00
610 - SEWER UTILITY FUND	\$7,897,676.90	\$237,486.12	\$118,888.92	\$8,016,274.10
611 - SEWER SRF SINKING FUND	\$59,826.39	\$7,928.41	\$0.00	\$67,754.80
612 - SEWER SRF PROJECT FUND	\$0.89	\$0.00	\$0.00	\$0.89
613 - SEWER REVENUE BOND RESERV	\$238,682.89	\$0.00	\$0.00	\$238,682.89
614 - SEWER SINKING REVENUE BON	\$11,342.20	\$0.00	\$0.00	\$11,342.20
615 - WWTP FUTURE PLANT FUND	\$970,517.49	\$1,652.85	\$0.00	\$972,170.34
616 - WWTP REHAB PROJECT	\$0.00	\$0.00	\$14,240.00	(\$14,240.00)
619 - SEWER REPLACEMENT FUND	\$24,212.07	\$68.23	\$0.00	\$24,280.30
620 - WWTP REPLACEMENT FUND	\$345,846.06	\$0.00	\$0.00	\$345,846.06
740 - STORM WATER DEPT	\$349,466.21	\$16,076.01	\$5,649.82	\$359,892.40
741 - STORM WATER PROJECTS	\$44,947.37	\$0.00	\$0.00	\$44,947.37
820 - SELF INSURANCE	\$0.00	\$20,992.56	\$20,992.56	\$0.00
821 - SELF INSURANCE - ENTERPRI	\$0.00	\$147.37	\$147.37	\$0.00
<b>Total</b>	<b>\$21,514,468.53</b>	<b>\$5,009,184.13</b>	<b>\$2,664,809.95</b>	<b>\$23,858,842.71</b>



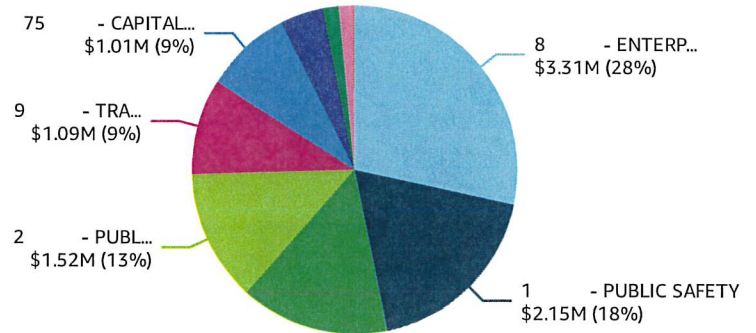
# City of Independence Bank Cash Reports - April 2026

Percent of Fiscal YTD 83.3 %

2026 Budget vs Expense (Enc/Req included based on above controls)



2026 Expense by Function



## 2026 10 - APR - BUDGET REPORT

Expense by Function	Current Year Budget	Current Period Expense	Current Year Expense	Current Year Balance	% Used
<b>1 - PUBLIC SAFETY</b>	<b>\$2,848,273.00</b>	<b>\$215,713.70</b>	<b>\$2,151,672.48</b>	<b>\$696,600.52</b>	<b>75.5%</b>
110 - POLICE	\$1,864,456.00	\$137,919.72	\$1,450,270.37	\$414,185.63	77.8%
150 - FIRE	\$682,247.00	\$55,054.88	\$469,219.85	\$213,027.15	68.8%
160 - AMBULANCE	\$150,000.00	\$11,726.35	\$116,113.85	\$33,886.15	77.4%
170 - BUILDING INSPECTIONS	\$151,070.00	\$10,800.76	\$114,322.42	\$36,747.58	75.7%
190 - ANIMAL CONTROL	\$500.00	\$211.99	\$1,745.99	(\$1,245.99)	349...
<b>2 - PUBLIC WORKS</b>	<b>\$2,103,812.00</b>	<b>\$196,919.83</b>	<b>\$1,518,558.73</b>	<b>\$585,253.27</b>	<b>72.2%</b>
210 - ROADS, BRIDGES, SIDEWALKS	\$892,106.00	\$63,866.92	\$505,590.44	\$386,515.56	56.7%
230 - STREET LIGHTING	\$40,775.00	\$5,953.74	\$35,516.07	\$5,258.93	87.1%
240 - TRAFFIC CONTROL & SAFETY	\$16,500.00	\$862.92	\$6,487.85	\$10,012.15	39.3%
250 - SNOW REMOVAL	\$77,211.00	\$3,034.41	\$82,806.04	(\$5,595.04)	107...
270 - STREET CLEANING	\$10,000.00	\$3,518.63	\$14,280.41	(\$4,280.41)	142...
280 - AIRPORT	\$377,156.00	\$72,624.72	\$277,105.93	\$100,050.07	73.5%
290 - GARBAGE	\$690,064.00	\$47,058.49	\$596,771.99	\$93,292.01	86.5%
<b>3 - HEALTH &amp; SOCIAL SERVICES</b>	<b>\$2,000.00</b>	<b>\$0.00</b>	<b>\$2,000.00</b>	<b>\$0.00</b>	<b>100...</b>
399 - OTHER HEALTH/SOCIAL SERV	\$2,000.00	\$0.00	\$2,000.00	\$0.00	100...
<b>4 - CULTURE &amp; RECREATION</b>	<b>\$2,164,035.00</b>	<b>\$207,356.94</b>	<b>\$1,714,749.43</b>	<b>\$449,285.57</b>	<b>79.2%</b>



## City of Independence Bank Cash Reports - April 2026

Percent of Fiscal YTD 83.3 %

Expense by Function	Current Year Budget	Current Period Expense	Current Year Expense	Current Year Balance	% Used
410 - LIBRARY	\$574,071.00	\$64,413.94	\$480,609.64	\$93,461.36	83.7%
430 - PARKS	\$478,799.00	\$26,952.29	\$363,969.62	\$114,829.38	76.0%
431 - FORESTRY/GREENHOUSE	\$7,584.00	\$59.98	\$9,199.32	(\$1,615.32)	121...
432 - DOG PARK	\$2,250.00	\$564.95	\$1,028.74	\$1,221.26	45.7%
440 - RECREATION - OPERATING	\$445,432.00	\$49,580.23	\$306,886.62	\$138,545.38	68.9%
441 - RECREATION - RIVER'S EDGE	\$92,177.00	\$23,634.55	\$133,711.93	(\$41,534.93)	145...
442 - RECREATION - OUTDOOR	\$73,150.00	\$5,572.72	\$41,839.58	\$31,310.42	57.2%
443 - RECREATION - FALCON CIVIC	\$109,946.00	\$12,030.52	\$110,257.49	(\$311.49)	100...
444 - RECREATION - SWIMMING POO	\$188,445.00	\$1,055.80	\$129,198.08	\$59,246.92	68.6%
445 - RECREATION - RV PARK	\$42,550.00	\$2,517.52	\$25,664.14	\$16,885.86	60.3%
446 - RECREATION - COMPLEX	\$135,419.00	\$20,974.44	\$105,413.32	\$30,005.68	77.8%
450 - CEMETERY	\$14,212.00	\$0.00	\$6,970.95	\$7,241.05	49.0%
<b>5 - COMMUNITY &amp; ECONOMIC DEV</b>	<b>\$595,636.00</b>	<b>\$50,124.29</b>	<b>\$179,075.57</b>	<b>\$416,560.43</b>	<b>30.1%</b>
530 - HOUSING & URBAN RENEWAL	\$123,850.00	\$10,000.00	\$36,843.80	\$87,006.20	29.7%
534 - URBAN RENEWAL	\$40,000.00	\$37,978.20	\$77,978.20	(\$37,978.20)	194...
590 - OTHER ECONOMIC DEVELOPMNT	\$90,636.00	\$2,146.09	\$64,253.57	\$26,382.43	70.9%
599 - ECONOMIC DEV REBATES	\$341,150.00	\$0.00	\$0.00	\$341,150.00	0.0%
<b>6 - GENERAL GOVERNMENT</b>	<b>\$733,913.00</b>	<b>\$41,488.66</b>	<b>\$503,889.95</b>	<b>\$230,023.05</b>	<b>68.7%</b>
610 - MAYOR/COUNCIL/CITY MGR	\$109,676.00	\$7,418.43	\$90,673.07	\$19,002.93	82.7%
620 - CLERK/TREASURER/ADM	\$114,630.00	\$14,562.50	\$84,166.07	\$30,463.93	73.4%
622 - RETIRED EMPLOYEES	\$7,046.00	\$271.80	\$2,628.00	\$4,418.00	37.3%
630 - ELECTIONS	\$6,000.00	\$0.00	\$4,006.58	\$1,993.42	66.8%
640 - LEGAL SERVICES/ATTORNEY	\$141,250.00	\$6,632.10	\$102,595.04	\$38,654.96	72.6%
650 - CITY HALL/GENERAL BLDGS	\$140,570.00	\$5,946.10	\$81,222.26	\$59,347.74	57.8%
660 - TORT LIABILITY	\$16,756.00	\$0.00	\$6,166.15	\$10,589.85	36.8%
699 - GENERAL GOVERNMENT-I.T.	\$197,985.00	\$6,657.73	\$132,432.78	\$65,552.22	66.9%
<b>7 - DEBT SERVICE</b>	<b>\$2,204,044.00</b>	<b>\$0.00</b>	<b>\$176,251.06</b>	<b>\$2,027,792.94</b>	<b>8.0%</b>
710 - 2016 - \$4,810,000 GO BON	\$264,020.00	\$0.00	\$21,910.00	\$242,110.00	8.3%
711 - DEBT SERVICE	\$314,950.00	\$0.00	\$22,425.00	\$292,525.00	7.1%



## City of Independence Bank Cash Reports - April 2026

Percent of Fiscal YTD 83.3 %

Expense by Function	Current Year Budget	Current Period Expense	Current Year Expense	Current Year Balance	% Used
713 - DEBT SERVICE	\$305,727.00	\$0.00	\$39,704.44	\$266,022.56	13.0%
714 - 2019 GO	\$144,830.00	\$0.00	\$7,665.00	\$137,165.00	5.3%
716 - DEBT SERVICE	\$153,311.00	\$0.00	\$6,655.50	\$146,655.50	4.3%
717 - DEBT SERVICE	\$97,578.00	\$0.00	\$8,777.37	\$88,800.63	9.0%
718 - DEBT SERVICE	\$270,900.00	\$0.00	\$55,100.00	\$215,800.00	20.3%
719 - 2021 2740K GO	\$479,625.00	\$0.00	\$10,062.50	\$469,562.50	2.1%
728 - 2015A - \$2,200,000 GO BON	\$173,103.00	\$0.00	\$3,951.25	\$169,151.75	2.3%
<b>75 - CAPITAL PROJECTS</b>	<b>\$3,084,174.00</b>	<b>\$35,558.52</b>	<b>\$1,010,979.75</b>	<b>\$2,073,194.25</b>	<b>32.8%</b>
110 - POLICE	\$252,700.00	\$3,150.00	\$240,469.07	\$12,230.93	95.2%
150 - FIRE	\$274,500.00	\$589.37	\$141,814.21	\$132,685.79	51.7%
170 - BUILDING INSPECTIONS	\$69,500.00	\$0.00	\$0.00	\$69,500.00	0.0%
210 - ROADS, BRIDGES, SIDEWALKS	\$607,500.00	\$6,150.98	\$258,853.50	\$348,646.50	42.6%
280 - AIRPORT	\$475,000.00	\$2,672.00	\$9,352.00	\$465,648.00	2.0%
410 - LIBRARY	\$6,000.00	\$0.00	\$733.53	\$5,266.47	12.2%
430 - PARKS	\$157,500.00	\$22,275.42	\$134,041.42	\$23,458.58	85.1%
441 - RECREATION - RIVER'S EDGE	\$4,374.00	\$0.00	\$7,961.51	(\$3,587.51)	182...
443 - RECREATION - FALCON CIVIC	\$47,100.00	\$720.75	\$35,536.18	\$11,563.82	75.4%
446 - RECREATION - COMPLEX	\$79,000.00	\$0.00	\$64,874.78	\$14,125.22	82.1%
650 - CITY HALL/GENERAL BLDGS	\$211,000.00	\$0.00	\$45,421.20	\$165,578.80	21.5%
750 - CAPITAL PROJECTS	\$0.00	\$0.00	\$2,580.00	\$2,580.00	2,58...
769 - PRIES ROAD EXPANSION	\$0.00	\$0.00	\$3,000.00	\$3,000.00	3,00...
773 - CAPITAL PROJECTS	\$900,000.00	\$0.00	\$66,342.35	\$833,657.65	7.4%
<b>8 - ENTERPRISE FUNDS</b>	<b>\$22,982,396.00</b>	<b>\$184,644.70</b>	<b>\$3,311,595.96</b>	<b>\$19,670,800.04</b>	<b>14.4%</b>
715 - 2021 WATER 1140k	\$92,855.00	\$0.00	\$6,677.50	\$86,177.50	7.2%
730 - DEBT SERVICE	\$1,699,476.00	\$0.00	\$0.00	\$1,699,476.00	0.0%
810 - WATER	\$1,892,119.00	\$76,556.09	\$1,379,041.03	\$513,077.97	72.9%
815 - SEWER/SEWAGE DISPOSAL	\$1,156,286.00	\$51,105.86	\$601,735.18	\$554,550.82	52.0%
816 - SEWER COLLECTION	\$786,274.00	\$41,142.28	\$674,232.65	\$112,041.35	85.8%
817 - SEWER TREATMENT PLANT SRF	\$95,141.00	\$0.00	\$11,570.00	\$83,571.00	12.2%



City of Independence  
Bank Cash Reports - April 2026

Percent of Fiscal YTD 83.3 %

Expense by Function	Current Year Budget	Current Period Expense	Current Year Expense	Current Year Balance	% Used
818 - WWTP REHAB PROJECT	\$16,512,000.00	\$14,240.00	\$14,240.00	\$16,497,760.00	0.1%
865 - STORM WATER	\$353,318.00	\$1,600.47	\$231,525.42	\$121,792.58	65.5%
868 - STORM WATER PROJECTS	\$394,927.00	\$0.00	\$392,574.18	\$2,352.82	99.4%
<b>9 - TRANSFER OUT</b>	<b>\$4,535,002.00</b>	<b>\$125,666.01</b>	<b>\$1,094,619.13</b>	<b>\$3,440,382.87</b>	<b>24.1%</b>
910 - TRANSFERS IN/OUT	\$4,535,002.00	\$104,526.08	\$952,675.04	\$3,582,326.96	21.0%
930 - INTERNAL SERVICE	\$0.00	\$21,139.93	\$141,944.09	\$141,944.09	141,...
<b>Total</b>	<b>\$41,253,285.00</b>	<b>\$1,057,472.65</b>	<b>\$11,663,392.06</b>	<b>\$29,589,892.94</b>	<b>28.3%</b>



## City of Independence Bank Cash Reports - April 2026

Percent of Fiscal YTD 83.3 %

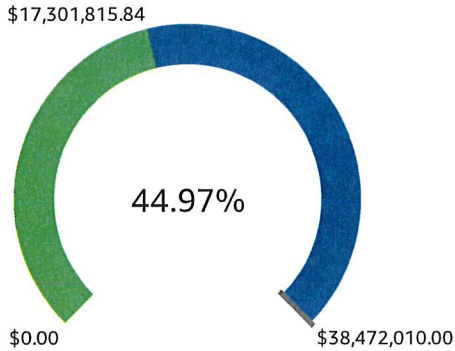
Expense by Fund	Current Year Budget	Current Period Expense	Current Year Expense	Current Year Balance	% Used
001 - GENERAL FUND	\$5,796,080.00	\$506,767.25	\$4,654,611.27	\$1,141,468.73	80.3%
003 - LIBRARY	\$474,789.00	\$54,616.93	\$376,161.17	\$98,627.83	79.2..
005 - HOTEL-MOTEL TAX	\$238,136.00	\$4,646.09	\$89,253.57	\$148,882.43	37.4..
110 - STREETS DEPT - ROAD USE T	\$802,939.00	\$59,877.58	\$504,263.12	\$298,675.88	62.8%
112 - EMPLOYEE BENEFITS	\$1,363,539.00	\$101,585.47	\$876,930.03	\$486,608.97	64.3..
121 - LOCAL OPTION SALES TAX	\$825,000.00	\$0.00	\$0.00	\$825,000.00	0%
125 - TAX INCREMENT FINANCING	\$1,030,966.00	\$0.00	\$0.00	\$1,030,966.00	0%
145 - URBAN RENEWAL - LMI HOUSI	\$123,850.00	\$10,000.00	\$36,843.80	\$87,006.20	29.7..
160 - ECONOMIC DEVELOPMENT	\$40,000.00	\$37,978.20	\$77,978.20	(\$37,978.20)	194....
200 - DEBT SERVICE	\$2,204,044.00	\$0.00	\$176,251.06	\$2,027,792.94	7.99%
210 - DEBT - SPECIAL ASSESSMENT	\$100,000.00	\$0.00	\$0.00	\$100,000.00	0%
302 - CAP PROJ - STREET IMPROVE	\$900,000.00	\$0.00	\$69,342.35	\$830,657.65	7.7%
304 - PARKS & REC PROJECTS	\$41,000.00	\$0.00	\$42,098.61	(\$1,098.61)	102....
316 - CAP PROJ - VISIONING PROJ	\$0.00	\$0.00	\$2,580.00	\$2,580.00	2,58..
323 - CAP OUTLAY SAVINGS/LOST	\$1,743,174.00	\$30,232.54	\$863,548.54	\$879,625.46	49.5..
325 - CAP PROJ-1ST ST W RECON	\$400,000.00	\$5,325.98	\$33,410.25	\$366,589.75	8.35%
600 - WATER FUND	\$1,984,974.00	\$84,294.00	\$1,456,420.21	\$528,553.79	73.3..
605 - WATER REVENUE BOND	\$92,855.00	\$0.00	\$6,677.50	\$86,177.50	7.19%
610 - SEWER UTILITY FUND	\$3,987,077.00	\$121,001.55	\$1,563,502.01	\$2,423,574.99	39.2..
611 - SEWER SRF SINKING FUND	\$1,794,617.00	\$0.00	\$11,570.00	\$1,783,047.00	0.64%
616 - WWTP REHAB PROJECT	\$16,512,000.00	\$14,240.00	\$14,240.00	\$16,497,760.00	0.08%
740 - STORM WATER DEPT	\$403,318.00	\$5,767.13	\$273,192.10	\$130,125.90	67.7..
741 - STORM WATER PROJECTS	\$394,927.00	\$0.00	\$392,574.18	\$2,352.82	99.4%
820 - SELF INSURANCE	\$0.00	\$20,992.56	\$139,407.39	\$139,407.39	139,...
821 - SELF INSURANCE - ENTERPRI	\$0.00	\$147.37	\$2,536.70	\$2,536.70	2,53...
<b>Total</b>	<b>\$41,253,285.00</b>	<b>\$1,057,472.65</b>	<b>\$11,663,392...</b>	<b>\$29,589,892.94</b>	<b>28.2..</b>



# City of Independence Bank Cash Reports - April 2026

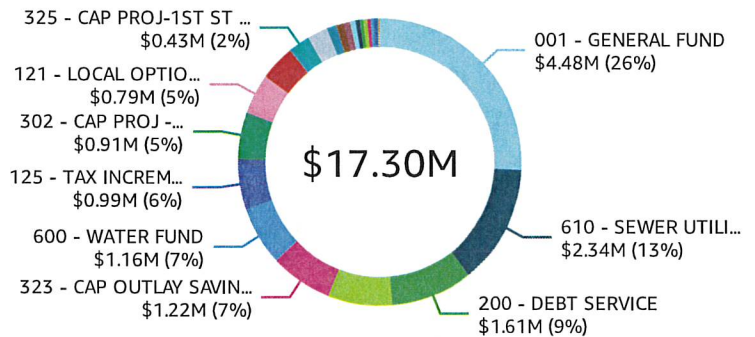
Percent of Fiscal YTD 83.3 %

## 2026 Anticipated vs Revenue




## 2026 Revenue by Fund

SHOWING TOP 50 IN FUND



Revenue by Fund	Budget Estimate	MTD Balance	YTD Balance	Uncollected	% Recvd
001 - GENERAL FUND	\$5,657,258.00	\$1,269,530.40	\$4,476,028.78	\$1,181,229.22	79.1%
003 - LIBRARY	\$474,789.00	\$38,392.08	\$407,297.91	\$67,491.09	85.8%
005 - HOTEL-MOTEL TAX	\$100,000.00	\$3,412.37	\$105,134.81	(\$5,134.81)	105...
012 - STREET REPLACEMENT FUND	\$0.00	\$0.30	\$3.04	\$3.04	0.0%
014 - FIRE DEPT REPLACEMENT FUN	\$0.00	\$1.50	\$16.83	\$16.83	0.0%
018 - AIRPORT REPLACEMENT FUND	\$0.00	\$1.80	\$19.58	\$19.58	0.0%
043 - PARKS REPLACEMENT FUND	\$0.00	\$91.53	\$991.63	\$991.63	0.0%
110 - STREETS DEPT - ROAD USE T	\$848,960.00	\$69,720.42	\$688,271.65	\$160,688.35	81.1%
112 - EMPLOYEE BENEFITS	\$1,333,770.00	\$502,515.81	\$1,257,626.92	\$76,143.08	94.3%
121 - LOCAL OPTION SALES TAX	\$825,000.00	\$79,710.90	\$792,149.85	\$32,850.15	96.0%
125 - TAX INCREMENT FINANCING	\$1,030,966.00	\$388,705.18	\$993,596.78	\$37,369.22	96.4%
145 - URBAN RENEWAL - LMI HOUSI	\$126,471.00	\$0.00	\$0.00	\$126,471.00	0.0%
160 - ECONOMIC DEVELOPMENT	\$49,415.00	\$0.00	\$0.00	\$49,415.00	0.0%
200 - DEBT SERVICE	\$2,245,092.00	\$568,315.03	\$1,605,361.06	\$639,730.94	71.5%
210 - DEBT - SPECIAL ASSESSMENT	\$58,189.00	\$335.00	\$75,821.07	(\$17,632.07)	130...
302 - CAP PROJ - STREET IMPROVE	\$900,000.00	\$517.12	\$905,324.91	(\$5,324.91)	100...
304 - PARKS & REC PROJECTS	\$61,610.00	\$0.00	\$67,810.00	(\$6,200.00)	110...
316 - CAP PROJ - VISIONING PROJ	\$50,000.00	\$0.00	\$0.00	\$50,000.00	0.0%



## City of Independence Bank Cash Reports - April 2026

Percent of Fiscal YTD 83.3 %

Revenue by Fund	Budget Estimate	MTD Balance	YTD Balance	Uncollected	% Recvd
318 - CAP PROJ - AIRPORT	\$17,671.00	\$0.00	\$61,572.08	(\$43,901.08)	348...
323 - CAP OUTLAY SAVINGS/LOST	\$1,784,410.00	\$29,900.32	\$1,222,687.76	\$561,722.24	68.5%
325 - CAP PROJ-1ST ST W RECON	\$425,000.00	\$263.57	\$427,617.23	(\$2,617.23)	100...
500 - CEMETERY FUND	\$0.00	\$315.46	\$3,083.86	\$3,083.86	0.0%
600 - WATER FUND	\$1,252,846.00	\$112,007.77	\$1,155,784.85	\$97,061.15	92.3%
602 - WATER CONSTRUCTION	\$0.00	\$30,665.66	\$65,679.46	\$65,679.46	0.0%
604 - WATER RELACEMENT FUND	\$0.00	\$119.21	\$1,291.06	\$1,291.06	0.0%
605 - WATER REVENUE BOND	\$92,855.00	\$7,737.91	\$77,379.18	\$15,475.82	83.3%
610 - SEWER UTILITY FUND	\$2,491,091.00	\$237,486.12	\$2,335,201.60	\$155,889.40	93.7%
611 - SEWER SRF SINKING FUND	\$1,794,617.00	\$7,928.41	\$79,284.18	\$1,715,332.82	4.4%
615 - WWTP FUTURE PLANT FUND	\$0.00	\$1,652.85	\$17,905.23	\$17,905.23	0.0%
616 - WWTP REHAB PROJECT	\$16,512,000.00	\$0.00	\$0.00	\$16,512,000.00	0.0%
619 - SEWER REPLACEMENT FUND	\$0.00	\$68.23	\$739.06	\$739.06	0.0%
620 - WWTP REPLACEMENT FUND	\$0.00	\$0.00	\$14,405.16	\$14,405.16	0.0%
740 - STORM WATER DEPT	\$160,000.00	\$16,076.01	\$141,695.35	\$18,304.65	88.6%
741 - STORM WATER PROJECTS	\$180,000.00	\$0.00	\$180,090.87	(\$90.87)	100...
820 - SELF INSURANCE	\$0.00	\$20,992.56	\$139,407.39	\$139,407.39	0.0%
821 - SELF INSURANCE - ENTERPRISE	\$0.00	\$147.37	\$2,536.70	\$2,536.70	0.0%
<b>Total</b>	<b>\$38,472,010.00</b>	<b>\$3,386,610.89</b>	<b>\$17,301,815.84</b>	<b>\$21,170,194.16</b>	<b>45.0%</b>