City of Independence
Bank Cash Reports - February 2026

CASH BALANCE SHEET - 2026

	MTD	YTD Balance
1110 - CASH	**$1,695,310.63**	**$14,325,010.46**
001-000-1110 - CASH GENERAL FUND	$656,550.91	$652,412.34
003-000-1110 - CASH LIBRARY	$119,014.35	$109,596.89
005-000-1110 - CASH HOTEL-MOTEL TAX	$8,830.11	$209,863.41
110-000-1110 - CASH ROAD USE TAX	$119,436.74	$1,346,169.08
112-000-1110 - CASH EMPLOYEE BENEFITS	$90,024.06	$581,991.86
121-000-1110 - CASH LOCAL OPTION SALES TAX	$64,762.75	$1,003,644.09
125-000-1110 - CASH TAX INCREMENT FINANCING	$2,870.94	$604,754.88
131-000-1110 - CASH LIBRARY MEMORIAL TRUST	$0.00	$375.00
145-000-1110 - CASH URBAN RENEWAL	$0.00	$318,885.25
160-000-1110 - CASH ECONOMIC DEVELOPMENT	$0.00	$318,199.81
177-000-1110 - CASH POLICE FORFEITURE	$0.00	$13,089.16
200-000-1110 - CASH DEBT SERVICE	$30,095.75	$798,112.61
210-000-1110 - CASH DEBT SPECIAL ASSESSMENT	$762.80	$467,191.77
301-000-1110 - CASH CAP PROJ FIRE EMERGENCY	$0.00	$26,436.55
302-000-1110 - CASH CAP STREET IMPROVEMENT	$3,924.98	$205,900.07
303-000-1110 - CASH - CAP PROJ/BRIDGES	$0.00	($79,290.97)
304-000-1110 - CASH - COMPLEX TURF	$0.00	($426,105.94)
311-000-1110 - CASH CAP PROJ CITY BLDGS	$0.00	($285,807.13)
315-000-1110 - CASH CAP PROJ HOUSING REHAB	$0.00	$88.81
316-000-1110 - CASH CAP PROJ VISIONING PROJ	$2,580.00	($140,890.80)
318-000-1110 - CASH CAP PROJ AIRPORT	$0.00	($145,604.51)
319-000-1110 - CASH CAP PROJ WAPSIE DAM MIT	$0.00	$0.90
320-000-1110 - CASH CAP PROJ AQUATIC CTR	$0.00	($468,238.82)
323-000-1110 - CASH CAPITAL OUTLAY/LOST	$34,964.23	$294,520.25
324-000-1110 - CASH - CAP PROJECT HIGHWAY 150	$0.00	($325,304.59)
325-000-1110 - CASH-1ST ST W RECON	$4,543.28	$59,873.36
399-000-1110 - CASH CAP STORM SEWER	$0.00	$4,521.23

Cash Report reviewed on 3/4/26 ll

City of Independence
Bank Cash Reports - February 2026

	MTD	YTD Balance
600-000-1110 - CASH WATER	$157,159.42	$109,357.91
602-000-1110 - CASH WATER CONSTRUCTION	$0.00	($2,828.00)
605-000-1110 - CASH 2021 WATER REV BOND	$7,737.92	$55,926.87
606-000-1110 - CASH WATER REV BOND RESERVE	$0.00	$98,000.00
610-000-1110 - CASH SEWER	$338,013.02	$7,846,647.25
611-000-1110 - CHECKING - SRF SINKING FUND	$7,928.42	$51,897.98
612-000-1110 - CHECKING - SEWER SRF PROJECT	$0.00	$0.89
613-000-1110 - CASH SEWER REVENUE BOND RESV	$0.00	$238,682.89
614-000-1110 - CASH SEWER SINKING REV BOND	$0.00	$11,342.20
615-000-1110 - CASH WWTP FUTURE PLANT	$0.00	$383,946.10
740-000-1110 - CASH STORM WATER	$17,978.73	$342,704.44
741-000-1110 - CASH	$0.00	$44,947.37
820-000-1110 - CASH SELF INSURANCE	$27,835.74	$0.00
821-000-1110 - CASH SELF INSURANCE ENTERPRISE	$296.48	$0.00
1111 - RESERVE	**$0.00**	**($371.88)**
003-000-1111 - CASH RESERVE-LIB EQUIP	$0.00	($371.88)
1112 - RESERVE	**$0.00**	**$0.77**
005-000-1112 - CASH-HOTEL/MOTEL TX-PARKS&REC	$0.00	$0.77
1120 - PETTY CASH	**$0.00**	**$400.00**
001-000-1120 - PETTY CASH - POLICE	$0.00	$200.00
003-000-1120 - PETTY CASH - LIBRARY	$0.00	$200.00
1121 - CASH '25 GO BOND	**$2,672.65**	**$1,265,134.78**
001-000-1121 - PETTY CASH - RIVERS EDGE	$0.00	$100.00
302-000-1121 - CASH '25 GO 27 ST REHAB	$2,432.89	$837,945.92
325-000-1121 - CASH '25 GO 1ST ST W RECON	$239.76	$427,088.86
1122 - CASH '25 GO BOND	**$1.31**	**$2,336.93**
323-000-1122 - CASH '25 GO PD CIP	$1.31	$2,336.93
1123 - CASH '25 GO BOND	**$62.06**	**$110,640.72**
001-000-1123 - PETTY CASH - FCC	$0.00	$100.00
323-000-1123 - CASH '25 GO FIRE CIP	$62.06	$110,540.72

City of Independence
Bank Cash Reports - February 2026

	MTD	YTD Balance
1124 - CASH '25 GO BOND	**$36.67**	**$65,544.35**
001-000-1124 - PETTY CASH - POOL	$0.00	$225.00
323-000-1124 - CASH '25 GO BLDG CIP	$36.67	$65,319.35
1125 - CASH '25 GO BOND	**$5,329.46**	**$19,261.22**
001-000-1125 - PETTY CASH - COMPLEX	$0.00	$600.00
323-000-1125 - CASH '25 GO ST CIP	$5,329.46	$18,661.22
1126 - CASH '25 GO BOND	**$36.31**	**$64,836.38**
001-000-1126 - PETTY CASH - CITY HALL	$0.00	$150.00
323-000-1126 - CASH '25 GO PARKS CIP	$36.31	$64,686.38
1127 - CASH '25 GO BOND	**$116.43**	**$207,404.37**
323-000-1127 - CASH '25 GO CH CIP	$116.43	$207,404.37
1130 - OAKWOOD DONATIONS - BK 11	**$0.00**	**$14,871.12**
001-000-1130 - OAKWOOD DONATIONS-BANK 11	$0.00	$19,630.44
323-000-1130 - RESERVE-POLICE CAP OUTLAY/LOST	$0.00	($4,759.32)
1131 - RESERVE	**$13,658.20**	**$459,867.72**
323-000-1131 - RESERVE-FIRE CAP OUTLAY/LOST	$13,658.20	$459,867.72
1132 - RESERVE	**$10,637.96**	**($30,000.00)**
323-000-1132 - RESERVE-STREET CAP OUTLAY/LOST	$10,637.96	($30,000.00)
1133 - RESERVE	**$0.00**	**$202,430.94**
323-000-1133 - RESERVE-AIRPORT CAP OUTLY/LOST	$0.00	$202,430.94
1134 - RESERVE	**$733.53**	**$1,680.42**
323-000-1134 - RESERVE-LIBRARY CAP OUTLY/LOST	$733.53	$1,680.42
1135 - RESERVE	**$2,369.80**	**($20,181.07)**
323-000-1135 - RESERVE-PARK CAP OUTLAY/LOST	$2,369.80	($20,181.07)
1136 - RESERVE	**$1,276.17**	**$24,321.94**
323-000-1136 - RESERVE-COMPLEX CAP OUTLY/LOST	$1,276.17	$24,321.94
1137 - RESERVE	**$15,844.27**	**$113,090.60**
323-000-1137 - RESERVE-FCC CAP OUTLAY/LOST	$15,844.27	$113,090.60
1138 - RESERVE	**$0.00**	**$63,854.74**
323-000-1138 - RESERVE-CITY HALL CAP OUT/LOST	$0.00	$63,854.74

City of Independence
Bank Cash Reports - February 2026

	MTD	YTD Balance
1139 - RESERVE	**$0.00**	**($40,403.08)**
323-000-1139 - RESERVE-RIVERS EDGE CAP OUT/LO	$0.00	($40,403.08)
1140 - RESERVE	**$0.00**	**$68,952.00**
323-000-1140 - RESERVE-POOL CAP OUTLAY/LOST	$0.00	$68,952.00
1141 - RESERVE-BLDG CAP OUT/LOST	**$0.00**	**$49,211.70**
323-000-1141 - RESERVE-BLDG CAP OUT/LOST	$0.00	$49,211.70
1150 - IPAIT	**$1,947.88**	**$735,945.92**
001-000-1150 - IPAIT 115-EVENTS	$0.00	$0.01
012-000-1150 - IPAIT 103-STREET REPLACEMENT	$0.28	$81.15
014-000-1150 - IPAIT 111-FIRE DEPT REPLACEM	$1.40	$561.15
018-000-1150 - IPAIT 106-AIRPORT REPLACEMNT	$1.68	$642.83
043-000-1150 - IPAIT 105-PARKS REPLACEMENT	$85.71	$32,390.67
602-000-1150 - IPAIT 116-WATER CONST	$310.77	$117,405.03
615-000-1150 - IPAIT 117-WWTP RESERVE	$1,548.04	$584,865.08
1151 - IPAIT	**$29.73**	**$11,227.23**
001-000-1151 - IPAIT 101-PARKS-RIVER WALK	$29.73	$11,227.23
1152 - IPAIT	**$71.33**	**$26,957.71**
001-000-1152 - IPAIT 110-OAKWOOD CEMETERY	$71.33	$26,957.71
1153 - IPAIT	**$6.19**	**$2,366.20**
001-000-1153 - IPAIT 119-CAPITAL IMPROVEMNT	$6.19	$2,366.20
1154 - IPAIT	**$24.39**	**$9,222.11**
001-000-1154 - IPAIT 114-PARKS-BALL COMPLEX	$24.39	$9,222.11
1155 - IPAIT	**$111.63**	**$42,170.88**
604-000-1155 - IPAIT 113-WATER VEH/EQU REPL	$111.63	$42,170.88
1156 - IPAIT	**$63.90**	**$24,141.66**
619-000-1156 - IPAIT 112-SEWER VEH/EQU REPL	$63.90	$24,141.66
1157 - IPAIT	**$19.15**	**$7,233.98**
001-000-1157 - IPAIT 102 - POLICE CANINE	$19.15	$7,233.98
1161 - SAVINGS	**$292.16**	**$105,574.56**
500-000-1161 - SAVINGS -70010947 MONEY MARKET	$292.16	$105,574.56

City of Independence
Bank Cash Reports - February 2026

	MTD	YTD Balance
1162 - SAVINGS	**$1,132.34**	**$437,844.68**
001-000-1162 - SAVINGS-AQUATIC CENTER PROJECT	$1,132.34	$41,957.07
320-000-1162 - SAVINGS - CAP PROJ AQUATIC CTR	$0.00	$395,887.61
1166 - 1166	**$927,190.92**	**$927,190.92**
600-000-1166 - CD #6139 WATER FUND CD	$927,190.92	$927,190.92
1170 - 1170	**$345,846.06**	**$345,846.06**
620-000-1170 - CD #6120 WWTP REPLACEMENT	$345,846.06	$345,846.06
1171 - CD	**$0.00**	**$50,000.00**
001-000-1171 - CD #5810-PW CD	$0.00	$50,000.00
1172 - CD	**$880.86**	**$340,747.41**
001-000-1172 - SAVINGS-COMPLEX TURF PROJECT	$880.86	$17,946.32
304-000-1172 - SAVINGS-COMPLEX TURF PROJECT	$0.00	$322,801.09
1175 - CD#3970	**$0.00**	**$1,527,661.60**
602-000-1175 - CD #3970	$0.00	$1,527,661.60
1178 - CD#1702	**$353,183.81**	**$0.00**
620-000-1178 - CD 1702	$353,183.81	$0.00
1179 - CD#1705	**$946,862.95**	**$0.00**
600-000-1179 - CD 1705	$946,862.95	$0.00
Total	**$4,325,748.75**	**$21,562,026.05**

City of Independence
Bank Cash Reports - February 2026

CASH BALANCE SHEET BY BANK RECON ID - 2026

	MTD	YTD Balance
AQUATIC - BANKIOWA - AQUATIC	***$1,132.34***	***$437,844.68***
001-000-1162 - SAVINGS-AQUATIC CENTER PROJECT	$1,132.34	$41,957.07
320-000-1162 - SAVINGS - CAP PROJ AQUATIC CTR	$0.00	$395,887.61
BANKIOWA - BANKIOWA - MAIN CHECKING ACCOUNT	***$1,739,830.56***	***$15,212,705.94***
001-000-1110 - CASH GENERAL FUND	$656,550.91	$652,412.34
003-000-1110 - CASH LIBRARY	$119,014.35	$109,596.89
003-000-1111 - CASH RESERVE-LIB EQUIP	$0.00	($371.88)
005-000-1110 - CASH HOTEL-MOTEL TAX	$8,830.11	$209,863.41
005-000-1112 - CASH-HOTEL/MOTEL TX-PARKS&REC	$0.00	$0.77
110-000-1110 - CASH ROAD USE TAX	$119,436.74	$1,346,169.08
112-000-1110 - CASH EMPLOYEE BENEFITS	$90,024.06	$581,991.86
121-000-1110 - CASH LOCAL OPTION SALES TAX	$64,762.75	$1,003,644.09
125-000-1110 - CASH TAX INCREMENT FINANCING	$2,870.94	$604,754.88
131-000-1110 - CASH LIBRARY MEMORIAL TRUST	$0.00	$375.00
145-000-1110 - CASH URBAN RENEWAL	$0.00	$318,885.25
160-000-1110 - CASH ECONOMIC DEVELOPMENT	$0.00	$318,199.81
177-000-1110 - CASH POLICE FORFEITURE	$0.00	$13,089.16
200-000-1110 - CASH DEBT SERVICE	$30,095.75	$798,112.61
210-000-1110 - CASH DEBT SPECIAL ASSESSMENT	$762.80	$467,191.77
301-000-1110 - CASH CAP PROJ FIRE EMERGENCY	$0.00	$26,436.55
302-000-1110 - CASH CAP STREET IMPROVEMENT	$3,924.98	$205,900.07
303-000-1110 - CASH - CAP PROJ/BRIDGES	$0.00	($79,290.97)
304-000-1110 - CASH - COMPLEX TURF	$0.00	($426,105.94)
311-000-1110 - CASH CAP PROJ CITY BLDGS	$0.00	($285,807.13)
315-000-1110 - CASH CAP PROJ HOUSING REHAB	$0.00	$88.81
316-000-1110 - CASH CAP PROJ VISIONING PROJ	$2,580.00	($140,890.80)
318-000-1110 - CASH CAP PROJ AIRPORT	$0.00	($145,604.51)
319-000-1110 - CASH CAP PROJ WAPSIE DAM MIT	$0.00	$0.90

City of Independence
Bank Cash Reports - February 2026

	MTD	YTD Balance
320-000-1110 - CASH CAP PROJ AQUATIC CTR	$0.00	($468,238.82)
323-000-1110 - CASH CAPITAL OUTLAY/LOST	$34,964.23	$294,520.25
323-000-1130 - RESERVE-POLICE CAP OUTLAY/LOST	$0.00	($4,759.32)
323-000-1131 - RESERVE-FIRE CAP OUTLAY/LOST	$13,658.20	$459,867.72
323-000-1132 - RESERVE-STREET CAP OUTLAY/LOST	$10,637.96	($30,000.00)
323-000-1133 - RESERVE-AIRPORT CAP OUTLY/LOST	$0.00	$202,430.94
323-000-1134 - RESERVE-LIBRARY CAP OUTLY/LOST	$733.53	$1,680.42
323-000-1135 - RESERVE-PARK CAP OUTLAY/LOST	$2,369.80	($20,181.07)
323-000-1136 - RESERVE-COMPLEX CAP OUTLY/LOST	$1,276.17	$24,321.94
323-000-1137 - RESERVE-FCC CAP OUTLAY/LOST	$15,844.27	$113,090.60
323-000-1138 - RESERVE-CITY HALL CAP OUT/LOST	$0.00	$63,854.74
323-000-1139 - RESERVE-RIVERS EDGE CAP OUT/LO	$0.00	($40,403.08)
323-000-1140 - RESERVE-POOL CAP OUTLAY/LOST	$0.00	$68,952.00
323-000-1141 - RESERVE-BLDG CAP OUT/LOST	$0.00	$49,211.70
324-000-1110 - CASH - CAP PROJECT HIGHWAY 150	$0.00	($325,304.59)
325-000-1110 - CASH-1ST ST W RECON	$4,543.28	$59,873.36
399-000-1110 - CASH CAP STORM SEWER	$0.00	$4,521.23
600-000-1110 - CASH WATER	$157,159.42	$109,357.91
602-000-1110 - CASH WATER CONSTRUCTION	$0.00	($2,828.00)
605-000-1110 - CASH 2021 WATER REV BOND	$7,737.92	$55,926.87
606-000-1110 - CASH WATER REV BOND RESERVE	$0.00	$98,000.00
610-000-1110 - CASH SEWER	$338,013.02	$7,846,647.25
611-000-1110 - CHECKING - SRF SINKING FUND	$7,928.42	$51,897.98
612-000-1110 - CHECKING - SEWER SRF PROJECT	$0.00	$0.89
613-000-1110 - CASH SEWER REVENUE BOND RESV	$0.00	$238,682.89
614-000-1110 - CASH SEWER SINKING REV BOND	$0.00	$11,342.20
615-000-1110 - CASH WWTP FUTURE PLANT	$0.00	$383,946.10
740-000-1110 - CASH STORM WATER	$17,978.73	$342,704.44
741-000-1110 - CASH	$0.00	$44,947.37
820-000-1110 - CASH SELF INSURANCE	$27,835.74	$0.00

City of Independence
Bank Cash Reports - February 2026

	MTD	YTD Balance
821-000-1110 - CASH SELF INSURANCE ENTERPRISE	$296.48	$0.00
BIA CD - BANKIOWA - CDs	***$1,273,036.98***	***$1,323,036.98***
001-000-1171 - CD #5810-PW CD	$0.00	$50,000.00
600-000-1166 - CD #6139 WATER FUND CD	$927,190.92	$927,190.92
620-000-1170 - CD #6120 WWTP REPLACEMENT	$345,846.06	$345,846.06
BIA25GO - BANKIOWA - 2025 GO BOND	***$8,254.89***	***$1,733,983.75***
302-000-1121 - CASH '25 GO 27 ST REHAB	$2,432.89	$837,945.92
323-000-1122 - CASH '25 GO PD CIP	$1.31	$2,336.93
323-000-1123 - CASH '25 GO FIRE CIP	$62.06	$110,540.72
323-000-1124 - CASH '25 GO BLDG CIP	$36.67	$65,319.35
323-000-1125 - CASH '25 GO ST CIP	$5,329.46	$18,661.22
323-000-1126 - CASH '25 GO PARKS CIP	$36.31	$64,686.38
323-000-1127 - CASH '25 GO CH CIP	$116.43	$207,404.37
325-000-1121 - CASH '25 GO 1ST ST W RECON	$239.76	$427,088.86
COMPLEX - BANKIOWA - COMPLEX	***$880.86***	***$340,747.41***
001-000-1172 - SAVINGS-COMPLEX TURF PROJECT	$880.86	$17,946.32
304-000-1172 - SAVINGS-COMPLEX TURF PROJECT	$0.00	$322,801.09
IPAITINV - IPAIT	***$2,274.20***	***$859,265.69***
001-000-1150 - IPAIT 115-EVENTS	$0.00	$0.01
001-000-1151 - IPAIT 101-PARKS-RIVER WALK	$29.73	$11,227.23
001-000-1152 - IPAIT 110-OAKWOOD CEMETERY	$71.33	$26,957.71
001-000-1153 - IPAIT 119-CAPITAL IMPROVEMNT	$6.19	$2,366.20
001-000-1154 - IPAIT 114-PARKS-BALL COMPLEX	$24.39	$9,222.11
001-000-1157 - IPAIT 102 - POLICE CANINE	$19.15	$7,233.98
012-000-1150 - IPAIT 103-STREET REPLACEMENT	$0.28	$81.15
014-000-1150 - IPAIT 111-FIRE DEPT REPLACEM	$1.40	$561.15
018-000-1150 - IPAIT 106-AIRPORT REPLACEMNT	$1.68	$642.83
043-000-1150 - IPAIT 105-PARKS REPLACEMENT	$85.71	$32,390.67
602-000-1150 - IPAIT 116-WATER CONST	$310.77	$117,405.03
604-000-1155 - IPAIT 113-WATER VEH/EQU REPL	$111.63	$42,170.88

City of Independence
Bank Cash Reports - February 2026

	MTD	YTD Balance
615-000-1150 - IPAIT 117-WWTP RESERVE	$1,548.04	$584,865.08
619-000-1156 - IPAIT 112-SEWER VEH/EQU REPL	$63.90	$24,141.66
NORTHEAS - NORTHEAST SECURITY BANK - CDs	***$0.00***	***$1,527,661.60***
602-000-1175 - CD #3970	$0.00	$1,527,661.60
OAKWOODC - BANKIOWA - OAKWOOD MONEY MARKET	***$292.16***	***$125,205.00***
001-000-1130 - OAKWOOD DONATIONS-BANK 11	$0.00	$19,630.44
500-000-1161 - SAVINGS -70010947 MONEY MARKET	$292.16	$105,574.56
PETTYCAS - PETTY CASH	***$0.00***	***$1,575.00***
001-000-1120 - PETTY CASH - POLICE	$0.00	$200.00
001-000-1121 - PETTY CASH - RIVERS EDGE	$0.00	$100.00
001-000-1123 - PETTY CASH - FCC	$0.00	$100.00
001-000-1124 - PETTY CASH - POOL	$0.00	$225.00
001-000-1125 - PETTY CASH - COMPLEX	$0.00	$600.00
001-000-1126 - PETTY CASH - CITY HALL	$0.00	$150.00
003-000-1120 - PETTY CASH - LIBRARY	$0.00	$200.00
WCFFINAN - WCF FINANCIAL - CDs	***$1,300,046.76***	***$0.00***
600-000-1179 - CD 1705	$946,862.95	$0.00
620-000-1178 - CD 1702	$353,183.81	$0.00
Total	**$4,325,748.75**	**$21,562,026.05**

TREASURER'S REPORT - 2026

Fund	Last Month End Balance	Debit (Received)	Credit (Disbursed)	Ending Balance
001 - GENERAL FUND	$1,057,315.29	$220,864.01	$437,850.89	$840,328.41
003 - LIBRARY	$64,275.74	$82,081.81	$36,932.54	$109,425.01
005 - HOTEL-MOTEL TAX	$207,574.07	$5,560.11	$3,270.00	$209,864.18
012 - STREET REPLACEMENT FUND	$80.87	$0.28	$0.00	$81.15
014 - FIRE DEPT REPLACEMENT FUN	$559.75	$1.40	$0.00	$561.15
018 - AIRPORT REPLACEMENT FUND	$641.15	$1.68	$0.00	$642.83

City of Independence
Bank Cash Reports - February 2026

Fund	Last Month End Balance	Debit (Received)	Credit (Disbursed)	Ending Balance
043 - PARKS REPLACEMENT FUND	$32,304.96	$85.71	$0.00	$32,390.67
110 - STREETS DEPT - ROAD USE T	$1,355,452.42	$55,076.70	$64,360.04	$1,346,169.08
112 - EMPLOYEE BENEFITS	$662,041.88	$4,987.02	$85,037.04	$581,991.86
121 - LOCAL OPTION SALES TAX	$938,881.34	$64,762.75	$0.00	$1,003,644.09
125 - TAX INCREMENT FINANCING	$601,883.94	$2,870.94	$0.00	$604,754.88
131 - LIBRARY MEMORIAL TRUST FU	$375.00	$0.00	$0.00	$375.00
145 - URBAN RENEWAL - LMI HOUSI	$318,885.25	$0.00	$0.00	$318,885.25
160 - ECONOMIC DEVELOPMENT	$318,199.81	$0.00	$0.00	$318,199.81
177 - POLICE FORFEITURE	$13,089.16	$0.00	$0.00	$13,089.16
200 - DEBT SERVICE	$768,016.86	$30,095.75	$0.00	$798,112.61
210 - DEBT - SPECIAL ASSESSMENT	$466,428.97	$762.80	$0.00	$467,191.77
301 - CAP EQUIP - FIRE EMERGENC	$26,436.55	$0.00	$0.00	$26,436.55
302 - CAP PROJ - STREET IMPROVE	$1,045,338.08	$2,432.89	$3,924.98	$1,043,845.99
303 - CAP PROJ - BRIDGES	($79,290.97)	$0.00	$0.00	($79,290.97)
304 - PARKS & REC PROJECTS	($103,304.85)	$0.00	$0.00	($103,304.85)
311 - CAP PROJ - CITY BUILDINGS	($285,807.13)	$0.00	$0.00	($285,807.13)
315 - CAP PROJ - HOUSING REHAB	$88.81	$0.00	$0.00	$88.81
316 - CAP PROJ - VISIONING PROJ	($138,310.80)	$0.00	$2,580.00	($140,890.80)
318 - CAP PROJ - AIRPORT	($145,604.51)	$0.00	$0.00	($145,604.51)
319 - CAP PROJ - WAPSIE DAM MIT	$0.90	$0.00	$0.00	$0.90
320 - CAP PROJ - AQUATIC CENTER	($72,351.21)	$0.00	$0.00	($72,351.21)
323 - CAP OUTLAY SAVINGS/LOST	$1,653,438.11	$41,582.05	$43,484.35	$1,651,535.81
324 - CAP PROJECT HIGHWAY 150	($325,304.59)	$0.00	$0.00	($325,304.59)
325 - CAP PROJ-1ST ST W RECON	$491,265.74	$239.76	$4,543.28	$486,962.22
399 - CAP PROJ - 3rd AVE STMSWR	$4,521.23	$0.00	$0.00	$4,521.23
500 - CEMETERY FUND	$105,282.40	$292.16	$0.00	$105,574.56
600 - WATER FUND	$969,717.72	$1,049,022.20	$982,191.09	$1,036,548.83
602 - WATER CONSTRUCTION	$1,641,927.86	$310.77	$0.00	$1,642,238.63
604 - WATER RELACEMENT FUND	$42,059.25	$111.63	$0.00	$42,170.88

City of Independence
Bank Cash Reports - February 2026

Fund	Last Month End Balance	Debit (Received)	Credit (Disbursed)	Ending Balance
605 - WATER REVENUE BOND	$48,188.95	$7,737.92	$0.00	$55,926.87
606 - WATER REV BOND RESERVE	$98,000.00	$0.00	$0.00	$98,000.00
610 - SEWER UTILITY FUND	$7,706,629.55	$239,015.36	$98,997.66	$7,846,647.25
611 - SEWER SRF SINKING FUND	$43,969.56	$7,928.42	$0.00	$51,897.98
612 - SEWER SRF PROJECT FUND	$0.89	$0.00	$0.00	$0.89
613 - SEWER REVENUE BOND RESERV	$238,682.89	$0.00	$0.00	$238,682.89
614 - SEWER SINKING REVENUE BON	$11,342.20	$0.00	$0.00	$11,342.20
615 - WWTP FUTURE PLANT FUND	$967,263.14	$1,548.04	$0.00	$968,811.18
619 - SEWER REPLACEMENT FUND	$24,077.76	$63.90	$0.00	$24,141.66
620 - WWTP REPLACEMENT FUND	$338,508.31	$353,183.81	$345,846.06	$345,846.06
740 - STORM WATER DEPT	$333,059.05	$13,812.06	$4,166.67	$342,704.44
741 - STORM WATER PROJECTS	$44,947.37	$0.00	$0.00	$44,947.37
820 - SELF INSURANCE	$0.00	$13,917.87	$13,917.87	$0.00
821 - SELF INSURANCE - ENTERPRI	$0.00	$148.24	$148.24	$0.00
Total	$21,490,778.72	$2,198,498.04	$2,127,250.71	$21,562,026.05

City of Independence
Bank Cash Reports - February 2026

Percent of Fiscal YTD 66.7 %

2026 Budget vs Expense (Enc/Req included based on above controls)

2026 Expense by Function

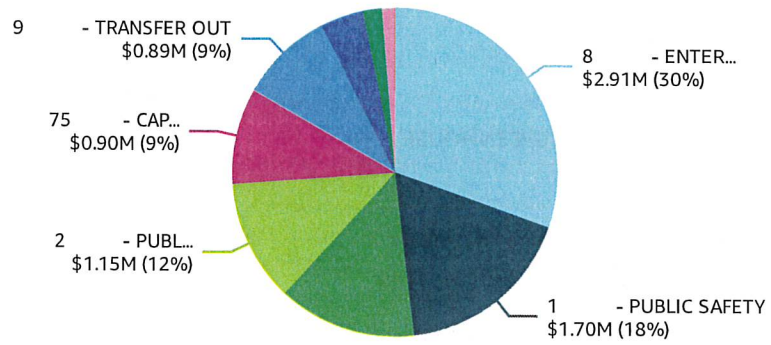

2026 08 - FEB - BUDGET REPORT

Expense by Function	Current Year Budget	Current Period Expense	Current Year Expense	Current Year Balance	% Used
1 - PUBLIC SAFETY	**$2,848,273.00**	**$164,664.78**	**$1,697,929.28**	**$1,150,343.72**	**59.6%**
110 - POLICE	$1,864,456.00	$103,928.97	$1,182,703.23	$681,752.77	63.4%
150 - FIRE	$682,247.00	$39,911.40	$337,529.88	$344,717.12	49.5%
160 - AMBULANCE	$150,000.00	$11,726.35	$92,661.15	$57,338.85	61.8%
170 - BUILDING INSPECTIONS	$151,070.00	$9,098.06	$83,565.02	$67,504.98	55.3%
190 - ANIMAL CONTROL	$500.00	$0.00	$1,470.00	($970.00)	294...
2 - PUBLIC WORKS	**$2,103,812.00**	**$149,342.00**	**$1,153,364.98**	**$950,447.02**	**54.8%**
210 - ROADS, BRIDGES, SIDEWALKS	$892,106.00	$51,411.88	$375,423.21	$516,682.79	42.1%
230 - STREET LIGHTING	$40,775.00	$6,841.81	$27,507.19	$13,267.81	67.5%
240 - TRAFFIC CONTROL & SAFETY	$16,500.00	$284.90	$4,964.93	$11,535.07	30.1%
250 - SNOW REMOVAL	$77,211.00	$20,732.90	$68,759.52	$8,451.48	89.1%
270 - STREET CLEANING	$10,000.00	$0.00	$10,761.78	($761.78)	107...
280 - AIRPORT	$377,156.00	$16,500.97	$170,349.28	$206,806.72	45.2%
290 - GARBAGE	$690,064.00	$53,569.54	$495,599.07	$194,464.93	71.8%
3 - HEALTH & SOCIAL SERVICES	**$2,000.00**	**$0.00**	**$2,000.00**	**$0.00**	**100...**
399 - OTHER HEALTH/SOCIAL SERV	$2,000.00	$0.00	$2,000.00	$0.00	100...
4 - CULTURE & RECREATION	**$2,164,035.00**	**$164,381.98**	**$1,311,222.05**	**$852,812.95**	**60.6%**

City of Independence
Bank Cash Reports - February 2026

Percent of Fiscal YTD 66.7 %

Expense by Function	Current Year Budget	Current Period Expense	Current Year Expense	Current Year Balance	% Used
410 - LIBRARY	$574,071.00	$47,775.51	$360,941.54	$213,129.46	62.9%
430 - PARKS	$478,799.00	$17,200.90	$266,865.13	$211,933.87	55.7%
431 - FORESTRY/GREENHOUSE	$7,584.00	$0.00	$9,139.34	($1,555.34)	120...
432 - DOG PARK	$2,250.00	$153.99	$463.79	$1,786.21	20.6%
440 - RECREATION - OPERATING	$445,432.00	$30,100.96	$225,754.99	$219,677.01	50.7%
441 - RECREATION - RIVER'S EDGE	$92,177.00	$53,014.88	$93,913.87	($1,736.87)	101...
442 - RECREATION - OUTDOOR	$73,150.00	$407.25	$33,638.06	$39,511.94	46.0%
443 - RECREATION - FALCON CIVIC	$109,946.00	$14,349.40	$83,661.25	$26,284.75	76.1%
444 - RECREATION - SWIMMING POO	$188,445.00	$456.56	$127,546.88	$60,898.12	67.7%
445 - RECREATION - RV PARK	$42,550.00	$452.27	$19,182.57	$23,367.43	45.1%
446 - RECREATION - COMPLEX	$135,419.00	$470.26	$83,161.18	$52,257.82	61.4%
450 - CEMETERY	$14,212.00	$0.00	$6,953.45	$7,258.55	48.9%
5 - COMMUNITY & ECONOMIC DEV	**$595,636.00**	**$770.00**	**$128,951.28**	**$466,684.72**	**21.6%**
530 - HOUSING & URBAN RENEWAL	$123,850.00	$0.00	$26,843.80	$97,006.20	21.7%
534 - URBAN RENEWAL	$40,000.00	$0.00	$40,000.00	$0.00	100...
590 - OTHER ECONOMIC DEVELOPMNT	$90,636.00	$770.00	$62,107.48	$28,528.52	68.5%
599 - ECONOMIC DEV REBATES	$341,150.00	$0.00	$0.00	$341,150.00	0.0%
6 - GENERAL GOVERNMENT	**$733,913.00**	**$61,434.93**	**$409,733.84**	**$324,179.16**	**55.8%**
610 - MAYOR/COUNCIL/CITY MGR	$109,676.00	$8,800.92	$73,701.40	$35,974.60	67.2%
620 - CLERK/TREASURER/ADM	$114,630.00	$5,953.82	$57,207.18	$57,422.82	49.9%
622 - RETIRED EMPLOYEES	$7,046.00	$271.80	$2,084.40	$4,961.60	29.6%
630 - ELECTIONS	$6,000.00	$0.00	$4,006.58	$1,993.42	66.8%
640 - LEGAL SERVICES/ATTORNEY	$141,250.00	$5,426.26	$92,684.84	$48,565.16	65.6%
650 - CITY HALL/GENERAL BLDGS	$140,570.00	$6,956.58	$59,688.92	$80,881.08	42.5%
660 - TORT LIABILITY	$16,756.00	$0.00	$0.00	$16,756.00	0.0%
699 - GENERAL GOVERNMENT-I.T.	$197,985.00	$34,025.55	$120,360.52	$77,624.48	60.8%
7 - DEBT SERVICE	**$2,204,044.00**	**$0.00**	**$176,251.06**	**$2,027,792.94**	**8.0%**
710 - 2016 - $4,810,000 GO BON	$264,020.00	$0.00	$21,910.00	$242,110.00	8.3%
711 - DEBT SERVICE	$314,950.00	$0.00	$22,425.00	$292,525.00	7.1%

City of Independence
Bank Cash Reports - February 2026

Percent of Fiscal YTD 66.7 %

Expense by Function	Current Year Budget	Current Period Expense	Current Year Expense	Current Year Balance	% Used
713 - DEBT SERVICE	$305,727.00	$0.00	$39,704.44	$266,022.56	13.0%
714 - 2019 GO	$144,830.00	$0.00	$7,665.00	$137,165.00	5.3%
716 - DEBT SERVICE	$153,311.00	$0.00	$6,655.50	$146,655.50	4.3%
717 - DEBT SERVICE	$97,578.00	$0.00	$8,777.37	$88,800.63	9.0%
718 - DEBT SERVICE	$270,900.00	$0.00	$55,100.00	$215,800.00	20.3%
719 - 2021 2740K GO	$479,625.00	$0.00	$10,062.50	$469,562.50	2.1%
728 - 2015A - $2,200,000 GO BON	$173,103.00	$0.00	$3,951.25	$169,151.75	2.3%
75 - CAPITAL PROJECTS	**$3,084,174.00**	**$47,399.46**	**$899,811.97**	**$2,184,362.03**	**29.2%**
110 - POLICE	$252,700.00	$0.00	$226,399.55	$26,300.45	89.6%
150 - FIRE	$274,500.00	$13,658.20	$121,941.05	$152,558.95	44.4%
170 - BUILDING INSPECTIONS	$69,500.00	$0.00	$0.00	$69,500.00	0.0%
210 - ROADS, BRIDGES, SIDEWALKS	$607,500.00	$9,862.26	$229,827.34	$377,672.66	37.8%
280 - AIRPORT	$475,000.00	$0.00	$0.00	$475,000.00	0.0%
410 - LIBRARY	$6,000.00	$733.53	$733.53	$5,266.47	12.2%
430 - PARKS	$157,500.00	$2,369.80	$108,308.33	$49,191.67	68.8%
441 - RECREATION - RIVER'S EDGE	$4,374.00	$0.00	$7,534.95	($3,160.95)	172...
443 - RECREATION - FALCON CIVIC	$47,100.00	$15,957.01	$25,848.89	$21,251.11	54.9%
446 - RECREATION - COMPLEX	$79,000.00	$276.17	$64,874.78	$14,125.22	82.1%
650 - CITY HALL/GENERAL BLDGS	$211,000.00	$0.00	$45,421.20	$165,578.80	21.5%
750 - CAPITAL PROJECTS	$0.00	$2,580.00	$2,580.00	$2,580.00	2,58...
773 - CAPITAL PROJECTS	$900,000.00	$1,962.49	$66,342.35	$833,657.65	7.4%
8 - ENTERPRISE FUNDS	**$22,982,396.00**	**$117,765.42**	**$2,914,861.69**	**$20,067,534.31**	**12.7%**
715 - 2021 WATER 1140k	$92,855.00	$0.00	$6,677.50	$86,177.50	7.2%
730 - DEBT SERVICE	$1,699,476.00	$0.00	$0.00	$1,699,476.00	0.0%
810 - WATER	$1,892,119.00	$47,234.68	$1,231,798.41	$660,320.59	65.1%
815 - SEWER/SEWAGE DISPOSAL	$1,156,286.00	$42,835.48	$440,720.77	$715,565.23	38.1%
816 - SEWER COLLECTION	$786,274.00	$27,695.26	$603,414.10	$182,859.90	76.7%
817 - SEWER TREATMENT PLANT SRF	$95,141.00	$0.00	$11,570.00	$83,571.00	12.2%
818 - WWTP REHAB PROJECT	$16,512,000.00	$0.00	$0.00	$16,512,000.00	0.0%

City of Independence
Bank Cash Reports - February 2026

Percent of Fiscal YTD 66.7 %

Expense by Function	Current Year Budget	Current Period Expense	Current Year Expense	Current Year Balance	% Used
865 - STORM WATER	$353,318.00	$0.00	$228,106.73	$125,211.27	64.6%
868 - STORM WATER PROJECTS	$394,927.00	$0.00	$392,574.18	$2,352.82	99.4%
9 - TRANSFER OUT	**$4,535,002.00**	**$124,297.85**	**$886,892.22**	**$3,648,109.78**	**19.6%**
910 - TRANSFERS IN/OUT	$4,535,002.00	$110,231.74	$772,881.48	$3,762,120.52	17.0%
930 - INTERNAL SERVICE	$0.00	$14,066.11	$114,010.74	$114,010.74	114,...
Total	**$41,253,285.00**	**$830,056.42**	**$9,581,018.37**	**$31,672,266.63**	**23.2%**

City of Independence
Bank Cash Reports - February 2026

Percent of Fiscal YTD 66.7 %

Expense by Fund	Current Year Budget	Current Period Expense	Current Year Expense	Current Year Balance	% Used
001 - GENERAL FUND	$5,796,080.00	$419,683.50	$3,628,717.23	$2,167,362.77	62.6%
003 - LIBRARY	$474,789.00	$36,998.56	$274,676.28	$200,112.72	57.8..
005 - HOTEL-MOTEL TAX	$238,136.00	$3,270.00	$82,107.48	$156,028.52	34.4..
110 - STREETS DEPT - ROAD USE T	$802,939.00	$65,178.32	$400,339.00	$402,600.00	49.8..
112 - EMPLOYEE BENEFITS	$1,363,539.00	$85,037.04	$698,135.04	$665,403.96	51.2%
121 - LOCAL OPTION SALES TAX	$825,000.00	$0.00	$0.00	$825,000.00	0%
125 - TAX INCREMENT FINANCING	$1,030,966.00	$0.00	$0.00	$1,030,966.00	0%
145 - URBAN RENEWAL - LMI HOUSI	$123,850.00	$0.00	$26,843.80	$97,006.20	21.6..
160 - ECONOMIC DEVELOPMENT	$40,000.00	$0.00	$40,000.00	$0.00	100%
200 - DEBT SERVICE	$2,204,044.00	$0.00	$176,251.06	$2,027,792.94	7.99%
210 - DEBT - SPECIAL ASSESSMENT	$100,000.00	$0.00	$0.00	$100,000.00	0%
302 - CAP PROJ - STREET IMPROVE	$900,000.00	$1,962.49	$66,342.35	$833,657.65	7.37%
304 - PARKS & REC PROJECTS	$41,000.00	$0.00	$42,098.61	($1,098.61)	102....
316 - CAP PROJ - VISIONING PROJ	$0.00	$2,580.00	$2,580.00	$2,580.00	2,58..
323 - CAP OUTLAY SAVINGS/LOST	$1,743,174.00	$38,313.69	$783,305.73	$959,868.27	44.9..
325 - CAP PROJ-1ST ST W RECON	$400,000.00	$4,543.28	$5,485.28	$394,514.72	1.37%
600 - WATER FUND	$1,984,974.00	$54,972.60	$1,293,701.77	$691,272.23	65.1..
605 - WATER REVENUE BOND	$92,855.00	$0.00	$6,677.50	$86,177.50	7.19%
610 - SEWER UTILITY FUND	$3,987,077.00	$99,284.16	$1,274,162.23	$2,712,914.77	31.9..
611 - SEWER SRF SINKING FUND	$1,794,617.00	$0.00	$11,570.00	$1,783,047.00	0.64%
616 - WWTP REHAB PROJECT	$16,512,000.00	$0.00	$0.00	$16,512,000.00	0%
740 - STORM WATER DEPT	$403,318.00	$4,166.67	$261,440.09	$141,877.91	64.8..
741 - STORM WATER PROJECTS	$394,927.00	$0.00	$392,574.18	$2,352.82	99.4%
820 - SELF INSURANCE	$0.00	$13,917.87	$111,851.64	$111,851.64	111,...
821 - SELF INSURANCE - ENTERPRI	$0.00	$148.24	$2,159.10	$2,159.10	2,15...
Total	$41,253,285.00	$830,056.42	$9,581,018.37	$31,672,266.63	23.2..

City of Independence
Bank Cash Reports - February 2026

Percent of Fiscal YTD 66.7 %

2026 Anticipated vs Revenue

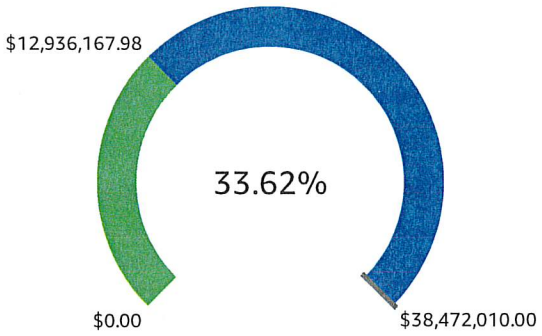

2026 Revenue by Fund

SHOWING TOP 50 IN FUND

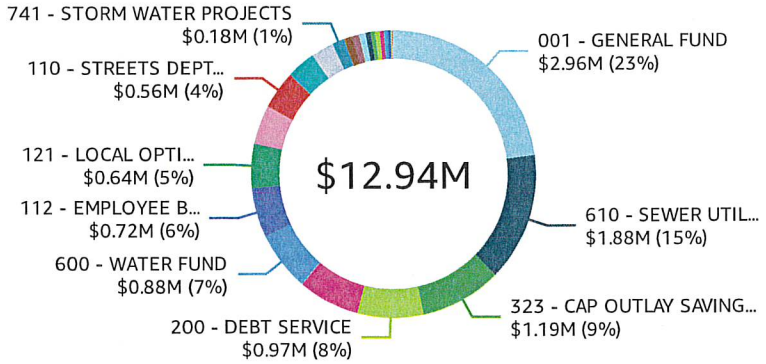

Revenue by Fund	Budget Estimate	MTD Balance	YTD Balance	Uncollected	% Recvd
001 - GENERAL FUND	$5,657,258.00	$207,562.57	$2,956,703.74	$2,700,554.26	52.3%
003 - LIBRARY	$474,789.00	$82,081.48	$333,500.95	$141,288.05	70.2%
005 - HOTEL-MOTEL TAX	$100,000.00	$5,560.11	$97,402.41	$2,597.59	97.4%
012 - STREET REPLACEMENT FUND	$0.00	$0.28	$2.43	$2.43	0.0%
014 - FIRE DEPT REPLACEMENT FUN	$0.00	$1.40	$13.78	$13.78	0.0%
018 - AIRPORT REPLACEMENT FUND	$0.00	$1.68	$15.92	$15.92	0.0%
043 - PARKS REPLACEMENT FUND	$0.00	$85.71	$805.58	$805.58	0.0%
110 - STREETS DEPT - ROAD USE T	$848,960.00	$55,076.70	$560,993.84	$287,966.16	66.1%
112 - EMPLOYEE BENEFITS	$1,333,770.00	$4,987.02	$717,972.77	$615,797.23	53.8%
121 - LOCAL OPTION SALES TAX	$825,000.00	$64,762.75	$641,319.82	$183,680.18	77.7%
125 - TAX INCREMENT FINANCING	$1,030,966.00	$2,870.94	$568,579.12	$462,386.88	55.2%
145 - URBAN RENEWAL - LMI HOUSI	$126,471.00	$0.00	$0.00	$126,471.00	0.0%
160 - ECONOMIC DEVELOPMENT	$49,415.00	$0.00	$0.00	$49,415.00	0.0%
200 - DEBT SERVICE	$2,245,092.00	$30,095.75	$974,363.67	$1,270,728.33	43.4%
210 - DEBT - SPECIAL ASSESSMENT	$58,189.00	$762.80	$74,250.07	($16,061.07)	127...
302 - CAP PROJ - STREET IMPROVE	$900,000.00	$470.40	$904,288.27	($4,288.27)	100...
304 - PARKS & REC PROJECTS	$61,610.00	$0.00	$65,610.00	($4,000.00)	106...
316 - CAP PROJ - VISIONING PROJ	$50,000.00	$0.00	$0.00	$50,000.00	0.0%

City of Independence
Bank Cash Reports - February 2026

Percent of Fiscal YTD 66.7 %

Revenue by Fund	Budget Estimate	MTD Balance	YTD Balance	Uncollected	% Recvd
318 - CAP PROJ - AIRPORT	$17,671.00	$0.00	$61,572.08	($43,901.08)	348...
323 - CAP OUTLAY SAVINGS/LOST	$1,784,410.00	$36,227.49	$1,192,496.81	$591,913.19	66.8%
325 - CAP PROJ-1ST ST W RECON	$425,000.00	$239.76	$427,088.86	($2,088.86)	100...
500 - CEMETERY FUND	$0.00	$292.16	$2,443.45	$2,443.45	0.0%
600 - WATER FUND	$1,252,846.00	$121,777.28	$881,068.47	$371,777.53	70.3%
602 - WATER CONSTRUCTION	$0.00	$310.77	$34,671.29	$34,671.29	0.0%
604 - WATER RELACEMENT FUND	$0.00	$111.63	$1,048.83	$1,048.83	0.0%
605 - WATER REVENUE BOND	$92,855.00	$7,737.92	$61,903.36	$30,951.64	66.7%
610 - SEWER UTILITY FUND	$2,491,091.00	$239,015.36	$1,878,062.05	$613,028.95	75.4%
611 - SEWER SRF SINKING FUND	$1,794,617.00	$7,928.42	$63,427.36	$1,731,189.64	3.5%
615 - WWTP FUTURE PLANT FUND	$0.00	$1,548.04	$14,546.07	$14,546.07	0.0%
616 - WWTP REHAB PROJECT	$16,512,000.00	$0.00	$0.00	$16,512,000.00	0.0%
619 - SEWER REPLACEMENT FUND	$0.00	$63.90	$600.42	$600.42	0.0%
620 - WWTP REPLACEMENT FUND	$0.00	$7,337.75	$14,405.16	$14,405.16	0.0%
740 - STORM WATER DEPT	$160,000.00	$13,812.06	$112,909.79	$47,090.21	70.6%
741 - STORM WATER PROJECTS	$180,000.00	$0.00	$180,090.87	($90.87)	100...
820 - SELF INSURANCE	$0.00	$13,917.87	$111,851.64	$111,851.64	0.0%
821 - SELF INSURANCE - ENTERPRI	$0.00	$148.24	$2,159.10	$2,159.10	0.0%
Total	$38,472,010.00	$904,788.24	$12,936,167.98	$25,535,842.02	33.6%