



The City of Hendersonville was awarded
\$4.5 million in federal
American Rescue Plan (ARP) funds.

An aerial photograph of a city, likely Asheville, North Carolina, showing a mix of brick and modern buildings, parking lots, and green spaces. In the background, there are rolling mountains under a clear blue sky with some light clouds. The text is overlaid in white, sans-serif font.

City Council's vision is to use ARP dollars to fund eligible transformative projects that address difficult community needs.

Before selecting specific projects to fund, City Council wanted to hear from the community to help determine priorities.



AMERICAN RESCUE PLAN ELIGIBLE USES



Contain COVID-19
& Address
Public Health Needs



Invest in
Water & Sewer
Infrastructure



Premium Pay for
Essential Workers



Replace Lost
Public Sector Revenue
Due to Pandemic



Address Negative Economic Impacts & Support
Residents, Small Business, Public Sector, or
Impacted Industries



U.S. Treasury Recommendations



- Provide assistance to those households, businesses, and non-profit communities most disproportionately impacted by the pandemic.
- Consider funding uses that foster strong, inclusive, and equitable recovery, especially uses with long-term benefits for health and economic outcomes.
- To prioritize providing retrospective premium pay where possible, recognizing that many essential workers have not yet received additional compensation for work conducted over the course of many months.



U.S. Treasury Recommendations



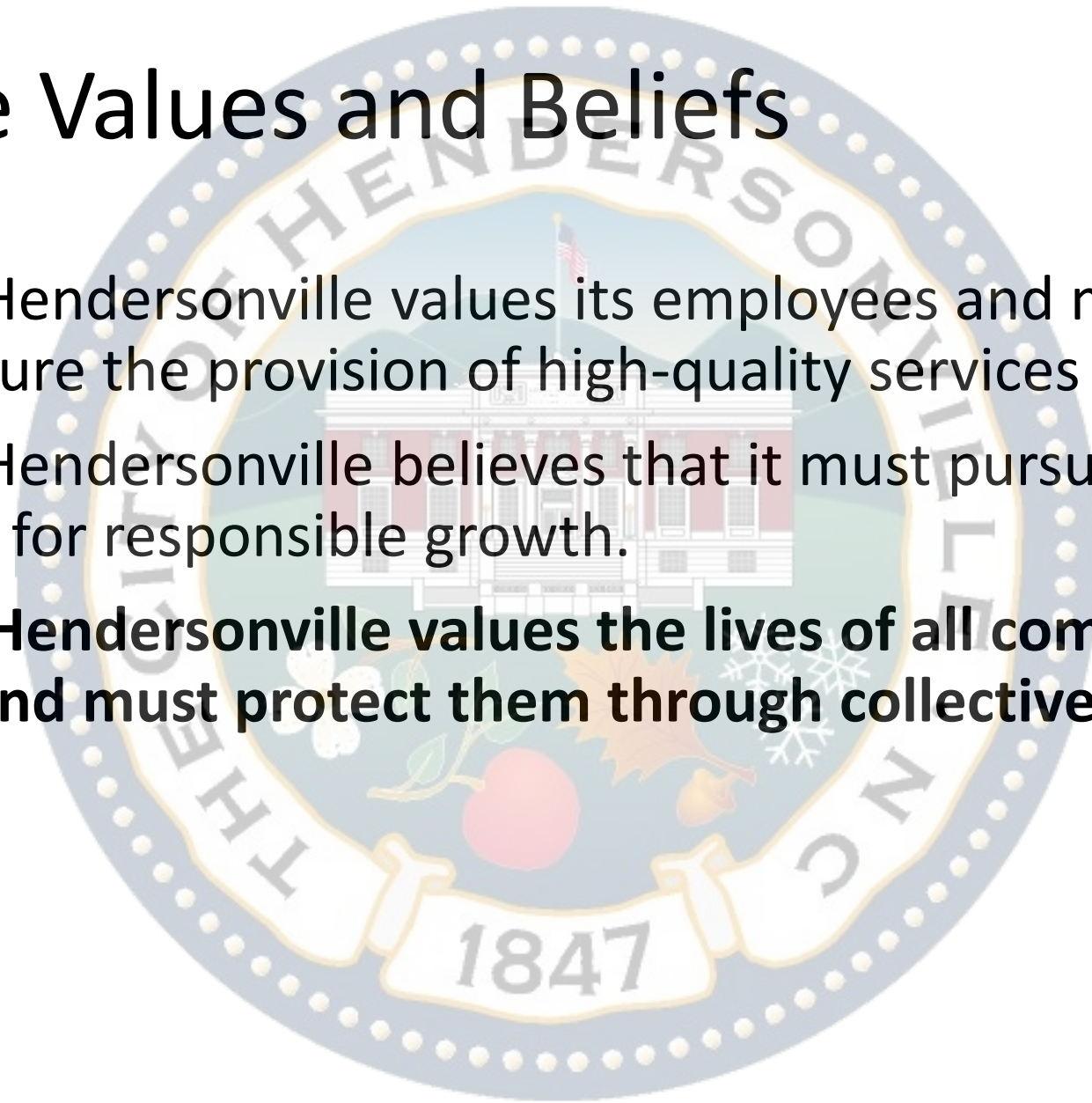
- Consider projects to replace lead service lines.
- Consider green infrastructure investments and projects to improve resilience to the effects of climate change.
- Engage their constituents and communities in developing plans to use these payments, given the scale of the funding and its potential to catalyze broader economic recovery and rebuilding.

City Core Values and Beliefs

- The City of Hendersonville believes municipal government should be non-partisan.
- **The City of Hendersonville values open, transparent communication and trust with the community and each other.**
- The City of Hendersonville believes community members expect services to be delivered at a high level.
- **The City of Hendersonville values all community members through promoting diversity, equity, and inclusion.**
- **The City of Hendersonville believes environmental sustainability is critical to preserving the community for future generations.**

City Core Values and Beliefs

- The City of Hendersonville values its employees and must support them to ensure the provision of high-quality services to its residents.
- The City of Hendersonville believes that it must pursue and provide opportunity for responsible growth.
- **The City of Hendersonville values the lives of all community members and must protect them through collective action.**






AMERICAN RESCUE PLAN ELIGIBLE USES



Contain COVID-19
& Address
Public Health Needs



Invest in
Water & Sewer
Infrastructure



Premium Pay for
Essential Workers



Replace Lost
Public Sector Revenue
Due to Pandemic



Address Negative Economic Impacts & Support
Residents, Small Business, Public Sector, or
Impacted Industries

Contain COVID 19 and Address Public Health Needs

Examples:

- Healthcare resources
- Public assistance programs
- Building healthier environments
- Funding evidenced-based community violence intervention programs
- Increase access to behavioral health care services
 - Mental health treatment
 - Substance misuse treatment



Invest In Water and Sewer Infrastructure

Examples:

- Improvements to Water and Wastewater Treatment Facilities
- Expansion of wastewater collection systems to address failing septic tanks
- Replace water distribution pipe to eliminate lead service lines
- Consolidation of small utility systems
- Stormwater collection system repairs and replacement



Address Negative Economic Impact

Examples:

- Programs or services that address housing insecurity and homelessness
- Food Assistance
- Emergency Assistance
 - Burials
 - Home Repair
 - Weatherization
- Rent, Mortgage or Utility Assistance
- Job Training





AMERICAN RESCUE PLAN INELIGIBLE USES



Contributions to
Rainy Day Funds



Deposits Into Benefit
Pension Funds



Debt Service



General
Infrastructure Spending



Legal Settlements
or Judgements



Jan./Feb. 2022
Public Input
Survey Due: Feb 11



Mar. 2022
City Council sets
Goals & Objectives



Mar./Apr. 2022
Non-Profit
Applications Refined



May 2022
City Council sets
Funding Priorities



Dec. 2024
All Funding must be
Appropriated





Dec. 2026
All Funding must be
Spent




During this process
the City of Hendersonville:

- Has hired a Grant Accountant to ensure ARP legal and reporting requirements
- Is continuing to develop internal processes and compliance plans


Hendersonville, NC City Government  Sponsored · 

Live Here // Work Here

Looking to develop a career in local ...See more

LIVE HERE  **WORK HERE**

HENDERSONVILLENC.GOV
Grant/Project Accountant | Hendersonville, N.C. [APPLY NOW](#)

 Share

Community Survey Results


www.hvlinc.gov/ARP

Survey was open
January 11 – February 11




Survey Promotion

- City website and social media promotion
- Press release, newspaper coverage, multiple TV and radio interviews
- Yard signs and flyers posted at City facilities, parks, library, partnering organizations, etc.
- Rack Cards distributed
- English and Spanish informational videos available online
- Direct notifications to City news subscribers
- Inclusion in Downtown newsletter




The City of Hendersonville has been awarded \$4.5 million in federal American Rescue Plan Act (ARP) funds.

Give City Council your feedback on how ARP funds should be spent.



Visit www.hvInc.gov/ARP and fill out the survey.

We want to hear from you!



¿Qué es lo más importante para usted y su familia?



La ciudad de Hendersonville ha recibido \$4.5 millones en fondos federales de Plan de Rescate Estadounidense



Additional Outreach

- In-person public input meeting held on February 1. Staff available to answer questions and assist community with providing input.
- Diversity & Inclusion Committee presentation
- Building Bridges presentation
- Rotary Club presentation
- Latinx-specific advertising



Who did we hear from?



1,226

Survey

Participants



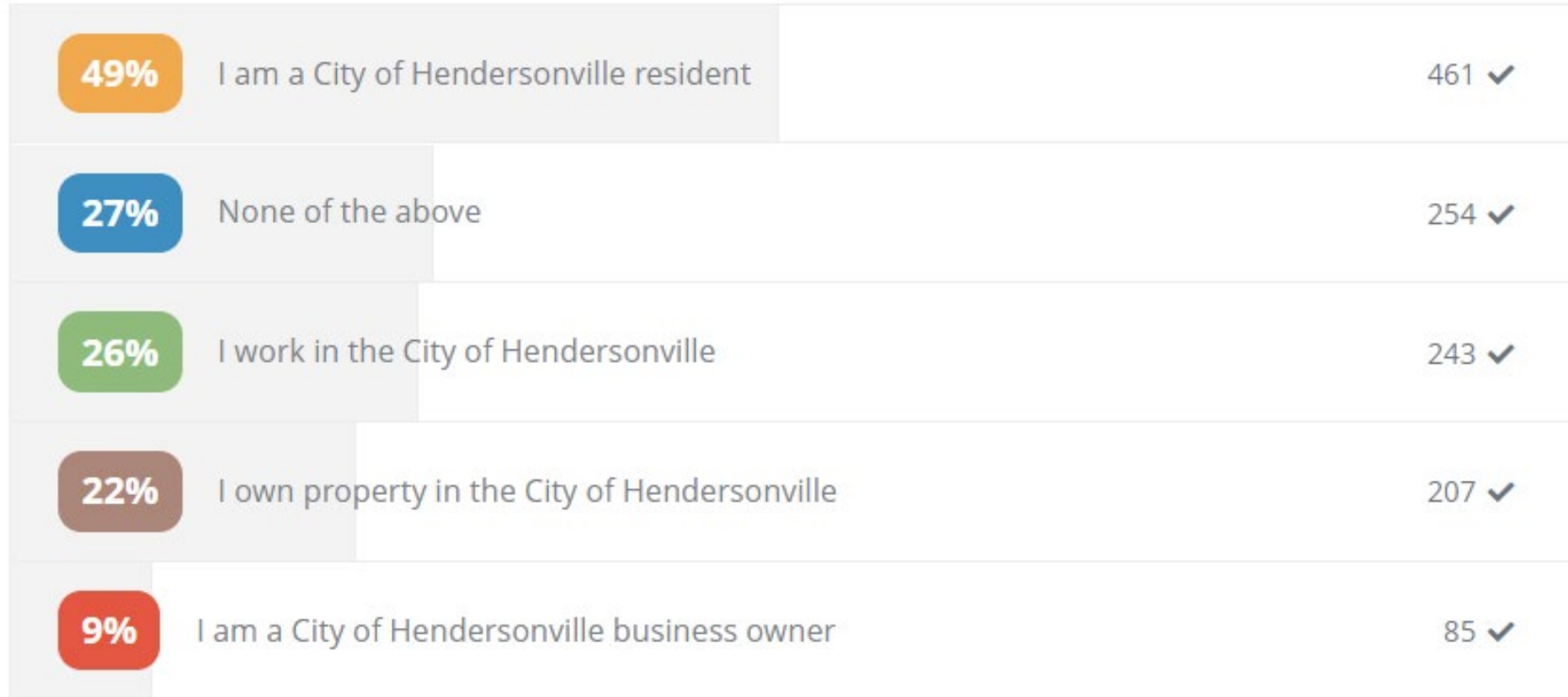
> 600

Open-Ended

Comments

Who did we hear from?

Which best describes you?

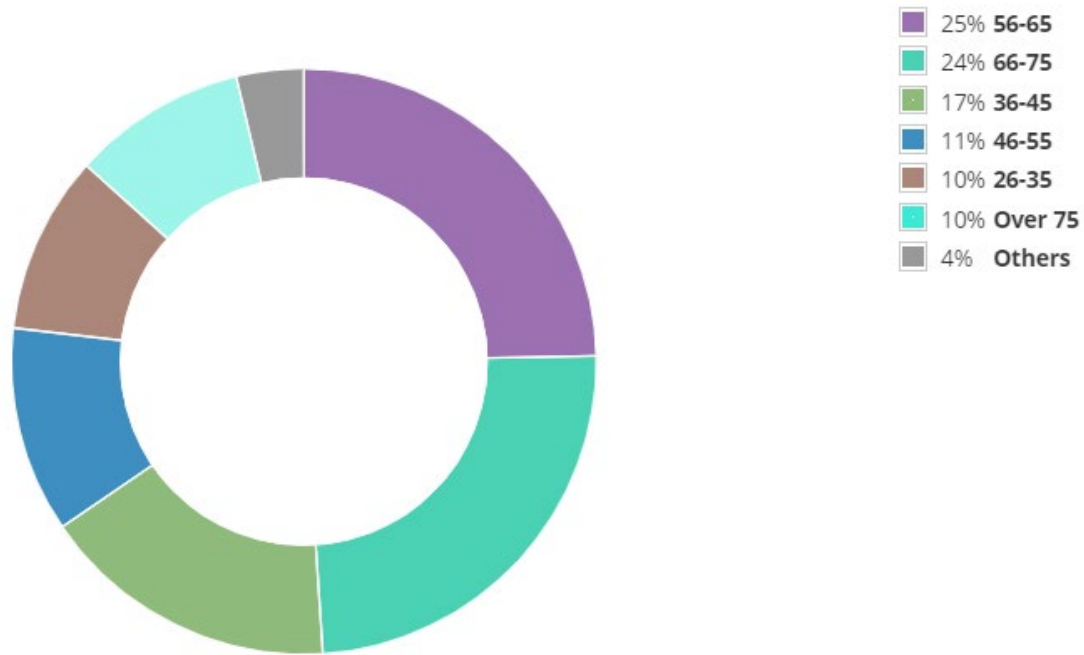


936 Respondents



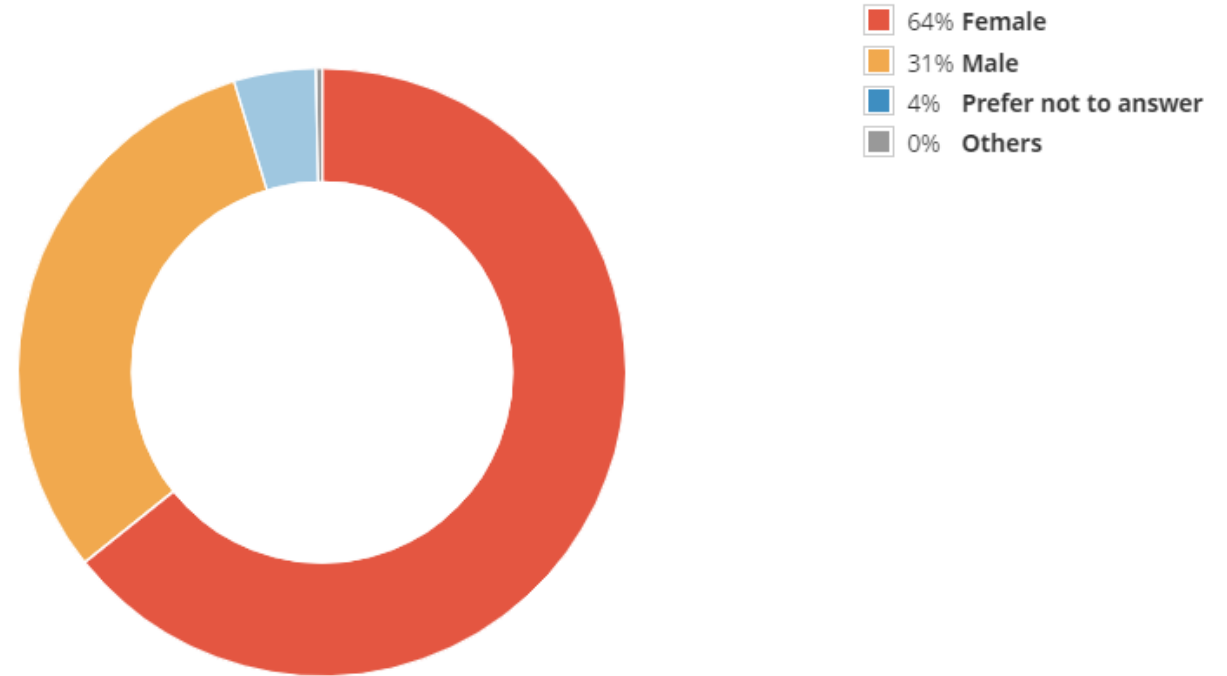
Who did we hear from?

What is your age?



915 respondents

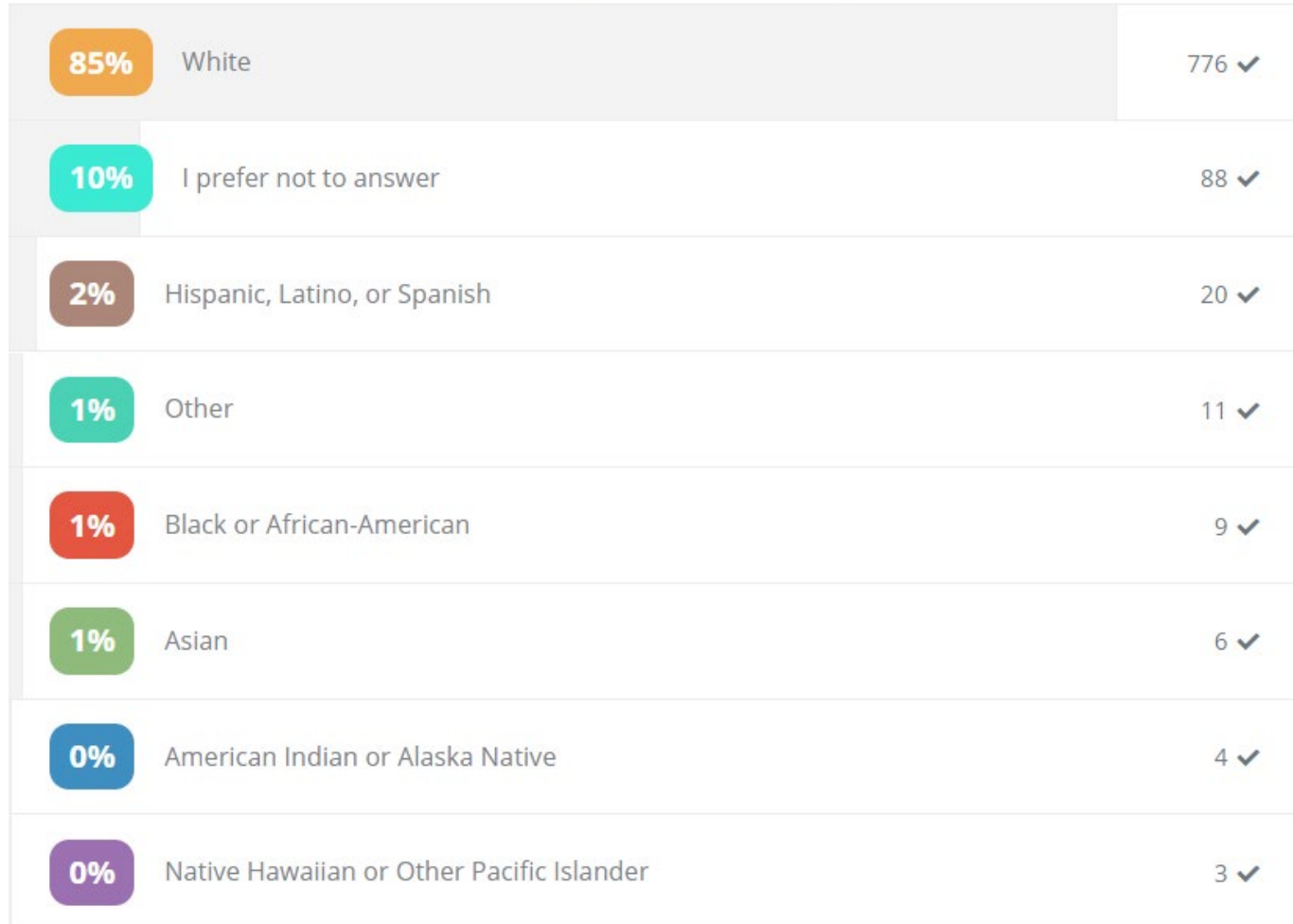
What is your gender?



918 respondents

Who did we hear from?

What is your race/ethnicity?

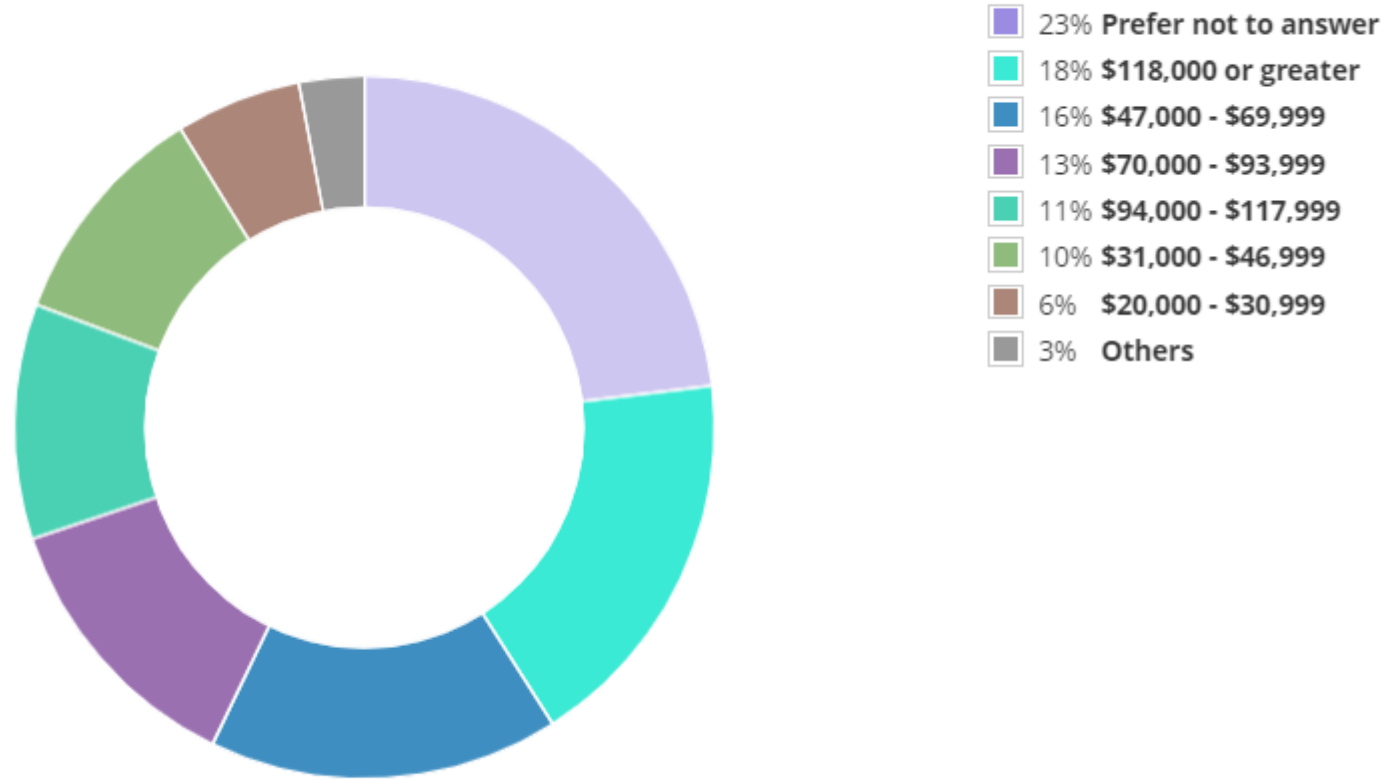


908 Respondents



Who did we hear from?

What is your approximate annual household income?



896 respondents



What did we hear?

Rank the categories according to how you think the money should be spent.

96%	• Address COVID-19 Economic Impact – Focus on negative economic impacts including economic harms to workers, households, small businesses, impacted industries, and the public sector	Rank: 1.90	879 ✓
96%	• Infrastructure Investments - Invest in water and sewer infrastructure, making necessary investments to improve access to clean drinking water and wastewater and stormwater services	Rank: 1.91	886 ✓
94%	• Address COVID-19 Public Health - Support public health expenditures by funding Covid-19 mitigation efforts, medical expenses, behavioral healthcare, and certain public health and safety staff	Rank: 2.13	868 ✓

919 Respondents



What did we hear?

Public Health Impacts

96%	Mental Health Programs	Rank: 2.40	915 ✓
96%	Medical Care for the Uninsured / Low Income	Rank: 2.66	910 ✓
96%	Support for Elderly Adults	Rank: 3.21	910 ✓
95%	Substance Abuse Recovery	Rank: 3.83	903 ✓
95%	Health Care for Immigrant Communities	Rank: 4.28	899 ✓
95%	Expansion of Mobile Covid Testing and Vaccinations	Rank: 4.53	902 ✓

950 Respondents



What did we hear?

Economic Impacts

96%	Affordable Housing Creation	Rank: 3.10	898 ✓
95%	Food Assistance Programs and Addressing Food Insecurity	Rank: 3.51	892 ✓
95%	Affordable Childcare and Out-of-School Programming	Rank: 3.62	890 ✓
95%	Helping the Homeless Population	Rank: 4.24	894 ✓
96%	Supporting Small Businesses	Rank: 4.41	897 ✓
95%	Rent, Mortgage, or Utility Assistance	Rank: 4.50	887 ✓
95%	Home Repair Programs for Lower Income and/or Elderly Populations	Rank: 4.51	892 ✓

938 Respondents



What did we hear?

Other Impacts

97%	Water, Sewer & Stormwater Improvement Projects	Rank: 2.22	891 ✓
96%	Youth Educational Programming	Rank: 2.71	879 ✓
96%	Assistance Accessing or Applying for Public Benefits and Services	Rank: 2.97	881 ✓
95%	Legal Services for Underserved Communities	Rank: 3.15	874 ✓
95%	Arts Organization Programming	Rank: 3.88	870 ✓

920 Respondents



Comment Themes

