

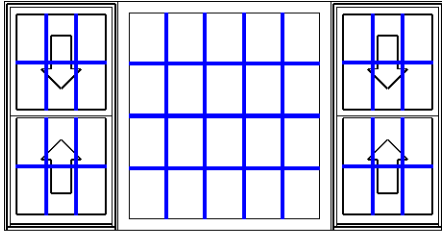
HEIDI CURRIE
2324 Asheville Highway Hendersonville NC 28791

QUOTE BY : HEIDI CURRIE
SOLD TO : THREE M'S LLC
JARED
PO# :
Ship Via : Ground

QUOTE # : JW251200CXG - Version 0
SHIP TO :
PROJECT NAME: KOHLER RESIDENCE
REFERENCE : DRUID HILLS W/GRILLES
SHGC Weighted Average: 0.19
Weight: 883.88

U-Factor Weighted Average: 0.34
Volume: 91.97

LINE	LOCATION SIZE INFO	BOOK CODE DESCRIPTION	NET UNIT PRICE	QTY	EXTENDED PRICE
Line 1	DINING ROOM Rough Opening : 116 X 60	Frame Size: 115 1/2 x 59 1/2 Actual Size: 115 1/2 -in X 59 1/2 -in Custom Division RO Flanker= 30 , , CHS 3 Wide With Center Picture Builders Vinyl Double Hung Window Pocket/Replacement, White Ext/White Int , Vent Height = 30 , SunResist Clear 5/8" Flat, All Lite(s) White Colonial (Even Rect Lites), , Full Standard Screen with Fiberglass Mesh, White Int Hardware, Cam Lock(s), Slope Sill Adaptor, Loose, US National-AAMA PG20, DP+20/-20, U-Factor: 0.34, SHGC: 0.19, VT: 0.44, CR: 53.00, CPD: JEL-A-725-13818-00001 PEV 2025.4.0.5486/PDV 8.249 (12/05/25)PA	\$1,216.56	1	\$1,216.56



Viewed from Exterior. Scale: 1/2" = 1'

Line 1-1(A1)	Rough Opening : 30 X 60	BLVDH3060 Frame Size: 29 1/2 x 59 1/2 Builders Vinyl Double Hung Window Pocket/Replacement, White Ext/White Int , Vent Height = 30 , SunResist Clear 5/8" Flat, All Lite(s) White Colonial (Even Rect Lites), 3 Wide 2 High Pnl1 2 High Pnl2, , Full Standard Screen with Fiberglass Mesh, White Int Hardware, Cam Lock(s), 1 Lock, *Does not meet typical state code egress requirements but local codes may vary* VDH Clear Opening = 25.4w, 26.4h, 4.6sf, US National-AAMA PG20, DP+20/-20, PEV 2025.4.0.5486/PDV 8.249 (12/05/25)PA			
--------------	-------------------------	--	--	--	--

Line 1-2(A2)	Rough Opening : 56 X 60	Frame Size: 55 1/2 x 59 1/2 Builders Vinyl Fixed Window Double Hung Pocket/Replacement, White Ext/White Int , SunResist Clear 5/8" Flat, All Lite(s) White Colonial (Even Rect Lites), 5 Wide 4 High, US National-AAMA PG20, DP+20/-20, PEV 2025.4.0.5486/PDV 8.249 (12/05/25)PA			
--------------	-------------------------	--	--	--	--

cust-58353

Quote Date: 12/17/2025

Drawings are for visual reference only and may not be to exact scale.
All orders are subject to review by JELD-WEN

Last Modified: 12/22/2025

LINE	LOCATION SIZE INFO	BOOK CODE DESCRIPTION	NET UNIT PRICE	QTY	EXTENDED PRICE
------	-----------------------	--------------------------	-------------------	-----	-------------------

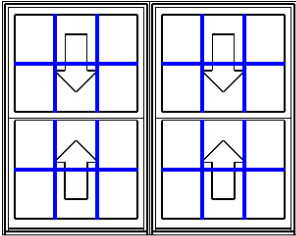
Line 1-3(A3)
Rough Opening : 30 X 60

BLVDH3060
Frame Size: 29 1/2 x 59 1/2
Builders Vinyl Double Hung Window Pocket/Replacement, White Ext/White Int , Vent Height = 30 ,
SunResist Clear
5/8" Flat, All Lite(s) White Colonial (Even Rect Lites),
3 Wide 2 High Pnl1 2 High Pnl2,
, Full Standard Screen with Fiberglass Mesh,
White Int Hardware, Cam Lock(s), 1 Lock, *Does not meet typical state code egress requirements but local codes may vary* VDH Clear Opening = 25.4w, 26.4h, 4.6sf,
US National-AAMA PG20, DP+20/-20,
PEV 2025.4.0.5486/PDV 8.249 (12/05/25)PA

Line 2 LIVING ROOM
Rough Opening : 76 X 60

VDH3860-21
Frame Size: 75 1/2 x 59 1/2
Actual Size: 75 1/2 -in X 59 1/2 -in
Evenly Divided RO Left Unit Width = 38 ,
, CHS
Two Wide Builders Vinyl Double Hung Window Pocket/Replacement, White Ext/White Int , Vent Height = 30 ,
SunResist Clear
5/8" Flat, All Lite(s) White Colonial (Even Rect Lites),
, Full Standard Screen with Fiberglass Mesh,
White Int Hardware, Cam Lock(s),
US National-AAMA PG20, DP+20/-20,
U-Factor: 0.34, SHGC: 0.19, VT: 0.44, CR: 53.00, CPD: JEL-A-725-13818-00001
PEV 2025.4.0.5486/PDV 8.249 (12/05/25)PA

\$883.14 1 \$883.14



Viewed from Exterior. Scale: 1/2" = 1'

Line 2-1(A1)
Rough Opening : 38 X 60

BLVDH3860
Frame Size: 37 1/2 x 59 1/2
Builders Vinyl Double Hung Window Pocket/Replacement, White Ext/White Int , Vent Height = 30 ,
SunResist Clear
5/8" Flat, All Lite(s) White Colonial (Even Rect Lites),
3 Wide 2 High Pnl1 2 High Pnl2,
, Full Standard Screen with Fiberglass Mesh,
White Int Hardware, Cam Lock(s), 2 Locks, *Meets 5.7 sqft Egress (All Floors)*, VDH Clear Opening = 33.4w, 26.4h, 6.1sf,
US National-AAMA PG20, DP+20/-20,
PEV 2025.4.0.5486/PDV 8.249 (12/05/25)PA

Line 2-2(A2)
Rough Opening : 38 X 60

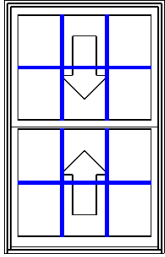
BLVDH3860
Frame Size: 37 1/2 x 59 1/2
Builders Vinyl Double Hung Window Pocket/Replacement, White Ext/White Int , Vent Height = 30 ,
SunResist Clear
5/8" Flat, All Lite(s) White Colonial (Even Rect Lites),
3 Wide 2 High Pnl1 2 High Pnl2,
, Full Standard Screen with Fiberglass Mesh,
White Int Hardware, Cam Lock(s), 2 Locks, *Meets 5.7 sqft Egress (All Floors)*, VDH Clear Opening = 33.4w, 26.4h, 6.1sf,

LINE	LOCATION SIZE INFO	BOOK CODE DESCRIPTION	NET UNIT PRICE	QTY	EXTENDED PRICE
------	-----------------------	--------------------------	-------------------	-----	-------------------

US National-AAMA PG20, DP+20/-20,
PEV 2025.4.0.5486/PDV 8.249 (12/05/25)PA

Line 3 LIVING ROOM

Rough Opening : 38 X 60



Viewed from Exterior. Scale: 1/2" = 1'

BLVDH3860

Frame Size: 37 1/2 x 59 1/2

Actual Size: 37 1/2 -in X 59 1/2 -in

Builders Vinyl Double Hung Window Pocket/Replacement, White Ext/White Int , Vent Height = 30 ,
SunResist Clear

5/8" Flat, All Lite(s) White Colonial (Even Rect Lites),

3 Wide 2 High Pnl1 2 High Pnl2,

, Full Standard Screen with Fiberglass Mesh,

White Int Hardware, Cam Lock(s), 2 Locks, *Meets 5.7 sqft Egress (All

Floors)*, , Clear Opening 33.4w, 26.4h, 6.1sf,

US National-AAMA PG20, DP+20/-20,

U-Factor: 0.34, SHGC: 0.19, VT: 0.44, CR: 53.00, CPD: JEL-A-725-13818-00001

PEV 2025.4.0.5486/PDV 8.249 (12/05/25)PA

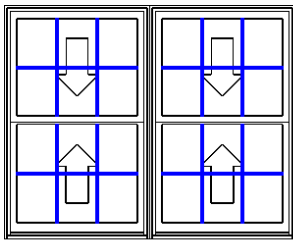
\$413.45

1

\$413.45

Line 4 BDRM #1

Rough Opening : 75 X 60



Viewed from Exterior. Scale: 1/2" = 1'

Frame Size: 74 1/2 x 59 1/2

Actual Size: 74 1/2 -in X 59 1/2 -in

Evenly Divided RO Left Unit Width = 37 1/2 ,

, CHS

Two Wide Builders Vinyl Double Hung Window Pocket/Replacement, White Ext/White Int , Vent Height = 30 ,
SunResist Clear

5/8" Flat, All Lite(s) White Colonial (Even Rect Lites),

, Full Standard Screen with Fiberglass Mesh,

White Int Hardware, Cam Lock(s),

US National-AAMA PG20, DP+20/-20,

U-Factor: 0.34, SHGC: 0.19, VT: 0.44, CR: 53.00, CPD: JEL-A-725-13818-00001

PEV 2025.4.0.5486/PDV 8.249 (12/05/25)PA

\$883.14

2

\$1,766.28

Line 4-1(A1)

Rough Opening : 37 1/2 X 60

Frame Size: 37 x 59 1/2

Builders Vinyl Double Hung Window Pocket/Replacement, White Ext/White Int , Vent Height = 30 ,
SunResist Clear

5/8" Flat, All Lite(s) White Colonial (Even Rect Lites),

3 Wide 2 High Pnl1 2 High Pnl2,

, Full Standard Screen with Fiberglass Mesh,

White Int Hardware, Cam Lock(s), 2 Locks, *Meets 5.7 sqft Egress (All

Floors)*, VDH Clear Opening = 32.9w, 26.4h, 6sf,

US National-AAMA PG20, DP+20/-20,

PEV 2025.4.0.5486/PDV 8.249 (12/05/25)PA

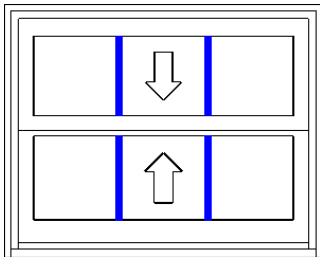
LINE	LOCATION SIZE INFO	BOOK CODE DESCRIPTION	NET UNIT PRICE	QTY	EXTENDED PRICE
------	-----------------------	--------------------------	-------------------	-----	-------------------

Line 4-2(A2)
Rough Opening : 37 1/2 X 60

Frame Size: 37 x 59 1/2
Builders Vinyl Double Hung Window Pocket/Replacement, White Ext/White Int , Vent Height = 30 ,
SunResist Clear
5/8" Flat, All Lite(s) White Colonial (Even Rect Lites),
3 Wide 2 High Pnl1 2 High Pnl2,
, Full Standard Screen with Fiberglass Mesh,
White Int Hardware, Cam Lock(s), 2 Locks, *Meets 5.7 sqft Egress (All Floors)*, VDH Clear Opening = 32.9w, 26.4h, 6sf,
US National-AAMA PG20, DP+20/-20,
PEV 2025.4.0.5486/PDV 8.249 (12/05/25)PA

Line 5 MAIN BATH
Rough Opening : 35 X 28

Frame Size: 34 1/2 x 27 1/2
Actual Size: 34 1/2 -in X 27 1/2 -in
Builders Vinyl Double Hung Window Pocket/Replacement, White Ext/White Int , Vent Height = 14 ,
SunResist Clear
5/8" Flat, All Lite(s) White Colonial (Even Rect Lites),
3 Wide 1 High Pnl1 1 High Pnl2,
, Full Standard Screen with Fiberglass Mesh,
White Int Hardware, Cam Lock(s), 2 Locks, *Does not meet typical state code egress requirements but local codes may vary* , Clear Opening 30.4w, 10.4h, 2.2sf,
US National-AAMA PG20, DP+20/-20,
U-Factor: 0.34, SHGC: 0.19, VT: 0.44, CR: 53.00, CPD: JEL-A-725-13818-00001
PEV 2025.4.0.5486/PDV 8.249 (12/05/25)PA

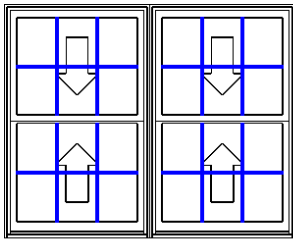


Viewed from Exterior. Scale: 1/2" = 1'

\$322.88 1 \$322.88

Line 6 BDRM #2
Rough Opening : 75 X 60

Frame Size: 74 1/2 x 59 1/2
Actual Size: 74 1/2 -in X 59 1/2 -in
Evenly Divided RO Left Unit Width = 37 1/2 ,
, CHS
Two Wide Builders Vinyl Double Hung Window Pocket/Replacement, White Ext/White Int , Vent Height = 30 ,
SunResist Clear
5/8" Flat, All Lite(s) White Colonial (Even Rect Lites),
, Full Standard Screen with Fiberglass Mesh,
White Int Hardware, Cam Lock(s),
US National-AAMA PG20, DP+20/-20,
U-Factor: 0.34, SHGC: 0.19, VT: 0.44, CR: 53.00, CPD: JEL-A-725-13818-00001
PEV 2025.4.0.5486/PDV 8.249 (12/05/25)PA



Viewed from Exterior. Scale: 1/2" = 1'

\$883.14 2 \$1,766.28

Line 6-1(A1)
Rough Opening : 37 1/2 X 60

Frame Size: 37 x 59 1/2
Builders Vinyl Double Hung Window Pocket/Replacement, White Ext/White Int , Vent Height = 30 ,
SunResist Clear
5/8" Flat, All Lite(s) White Colonial (Even Rect Lites),
3 Wide 2 High Pnl1 2 High Pnl2,
, Full Standard Screen with Fiberglass Mesh,
White Int Hardware, Cam Lock(s), 2 Locks, *Meets 5.7 sqft Egress (All Floors)*, VDH Clear Opening = 32.9w, 26.4h, 6sf,
US National-AAMA PG20, DP+20/-20,

LINE	LOCATION SIZE INFO	BOOK CODE DESCRIPTION	NET UNIT PRICE	QTY	EXTENDED PRICE
------	-----------------------	--------------------------	-------------------	-----	-------------------

PEV 2025.4.0.5486/PDV 8.249 (12/05/25)PA

Line 6-2(A2)

Rough Opening : 37 1/2 X 60

Frame Size: 37 x 59 1/2

Builders Vinyl Double Hung Window Pocket/Replacement, White Ext/White Int , Vent Height = 30 ,

SunResist Clear

5/8" Flat, All Lite(s) White Colonial (Even Rect Lites),

3 Wide 2 High Pnl1 2 High Pnl2,

, Full Standard Screen with Fiberglass Mesh,

White Int Hardware, Cam Lock(s), 2 Locks, *Meets 5.7 sqft Egress (All

Floors)*, VDH Clear Opening = 32.9w, 26.4h, 6sf,

US National-AAMA PG20, DP+20/-20,

PEV 2025.4.0.5486/PDV 8.249 (12/05/25)PA

Line 7

KITCHEN

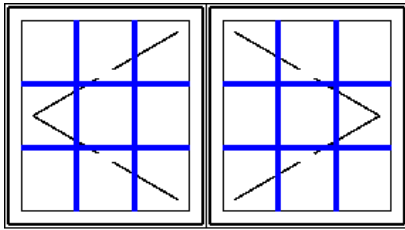
Rough Opening : 72 X 40

Frame Size: 71 1/2 x 39 1/2

Actual Size: 71 1/2 -in X 39 1/2 -in

Evenly Divided RO Left Unit Width = 36 ,

, CHS



Two Wide New Style, Premium Vinyl Casement Window Pocket/Replacement, White Ext/White Int , Left/Right,

SunStable Clear

5/8" Flat, All Lite(s) White Colonial (Even Rect Lites),

Standard Screen with Fiberglass Mesh,

White Int Hardware, Standard Hinge,

Slope Sill Adaptor, Loose,

US National-AAMA PG35, DP+35/-40,

U-Factor: 0.30, SHGC: 0.23, VT: 0.42, CR: 57.00, ER: 16.00, CPD: JEL-A-595-17845-00001

PEV 2025.4.0.5486/PDV 8.249 (12/05/25)PA

Viewed from Exterior. Scale: 1/2" = 1'

\$956.89

1

\$956.89

Line 7-1(A1)

Rough Opening : 36 X 40

Frame Size: 35 1/2 x 39 1/2

New Style, Premium Vinyl Casement Window Pocket/Replacement, White Ext/White Int , Hinge Left,

SunStable Clear

5/8" Flat, All Lite(s) White Colonial (Even Rect Lites),

3 Wide 3 High,

Standard Screen with Fiberglass Mesh,

White Int Hardware, Standard Hinge, *Meets 5.7 sqft Egress (All Floors)*,

VCMT Clear Opening = 23.8w, 34.3h, 5.7sf,

No Mull Prep

US National-AAMA PG35, DP+35/-40,

PEV 2025.4.0.5486/PDV 8.249 (12/05/25)PA

Line 7-2(A2)

Rough Opening : 36 X 40

Frame Size: 35 1/2 x 39 1/2

New Style, Premium Vinyl Casement Window Pocket/Replacement, White Ext/White Int , Hinge Right,

SunStable Clear

5/8" Flat, All Lite(s) White Colonial (Even Rect Lites),

3 Wide 3 High,

Standard Screen with Fiberglass Mesh,

White Int Hardware, Standard Hinge, *Meets 5.7 sqft Egress (All Floors)*,

VCMT Clear Opening = 23.8w, 34.3h, 5.7sf,

cust-58353

Page 5 of 7 (Prices are subject to change.)

JW251200CXG (Ver:0)- 12/22/2025 2.43 PM

Quote Date: 12/17/2025

Drawings are for visual reference only and may not be to exact scale.

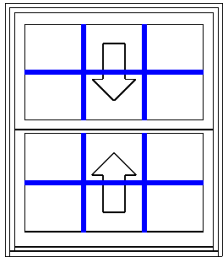
Last Modified: 12/22/2025

All orders are subject to review by JELD-WEN

LINE	LOCATION SIZE INFO	BOOK CODE DESCRIPTION	NET UNIT PRICE	QTY	EXTENDED PRICE
------	-----------------------	--------------------------	-------------------	-----	-------------------

No Mull Prep
 US National-AAMA PG35, DP+35/-40,
 PEV 2025.4.0.5486/PDV 8.249 (12/05/25)PA

Line 8 BATHROOM #2
 Rough Opening : 36 X 42

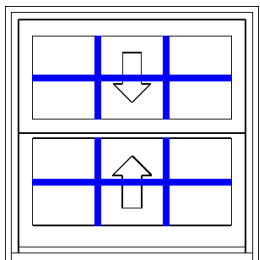


Viewed from Exterior. Scale: 1/2" = 1'

BLVDH3642
 Frame Size: 35 1/2 x 41 1/2
 Actual Size: 35 1/2 -in X 41 1/2 -in
 Builders Vinyl Double Hung Window Pocket/Replacement, White Ext/White
 Int , Vent Height = 21 ,
 SunResist Clear
 5/8" Flat, All Lite(s) White Colonial (Even Rect Lites),
 3 Wide 2 High Pnl1 2 High Pnl2,
 , Full Standard Screen with Fiberglass Mesh,
 White Int Hardware, Cam Lock(s), 2 Locks, *Does not meet typical state
 code egress requirements but local codes may vary* , Clear Opening 31.4w,
 17.4h, 3.8sf,
 US National-AAMA PG20, DP+20/-20,
 U-Factor: 0.34, SHGC: 0.19, VT: 0.44, CR: 53.00, CPD: JEL-A-725-13818-
 00001
 PEV 2025.4.0.5486/PDV 8.249 (12/05/25)PA

\$332.40 1 \$332.40

Line 9 LAUNDRY
 Rough Opening : 30 X 30

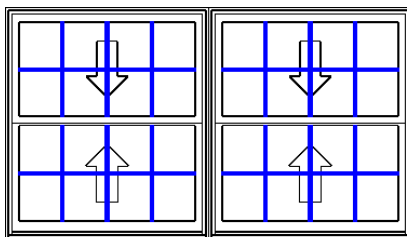


Viewed from Exterior. Scale: 1/2" = 1'

BLVDH3030
 Frame Size: 29 1/2 x 29 1/2
 Actual Size: 29 1/2 -in X 29 1/2 -in
 Builders Vinyl Double Hung Window Pocket/Replacement, White Ext/White
 Int , Vent Height = 15 ,
 SunResist Clear
 5/8" Flat, All Lite(s) White Colonial (Even Rect Lites),
 3 Wide 2 High Pnl1 2 High Pnl2,
 , Full Standard Screen with Fiberglass Mesh,
 White Int Hardware, Cam Lock(s), 1 Lock, *Does not meet typical state code
 egress requirements but local codes may vary* , Clear Opening 25.4w, 11.4h,
 2sf,
 US National-AAMA PG20, DP+20/-20,
 U-Factor: 0.34, SHGC: 0.19, VT: 0.44, CR: 53.00, CPD: JEL-A-725-13818-
 00001
 PEV 2025.4.0.5486/PDV 8.249 (12/05/25)PA

\$332.40 1 \$332.40

Line 10 ?
 Rough Opening : 95 X 54



Viewed from Exterior. Scale: 1/2" = 1'

Frame Size: 94 1/2 x 53 1/2
 Actual Size: 94 1/2 -in X 53 1/2 -in
 Evenly Divided RO Left Unit Width = 47 1/2 ,
 , CHS
 Two Wide Builders Vinyl Double Hung Window Pocket/Replacement, White
 Ext/White Int , Vent Height = 27 ,
 SunResist Clear
 5/8" Flat, All Lite(s) White Colonial (Even Rect Lites),
 , Full Standard Screen with Fiberglass Mesh,
 White Int Hardware, Cam Lock(s),
 US National-AAMA PG20, DP+20/-20,
 U-Factor: 0.34, SHGC: 0.19, VT: 0.44, CR: 53.00, CPD: JEL-A-725-13818-
 00001
 PEV 2025.4.0.5486/PDV 8.249 (12/05/25)PA

\$895.83 1 \$895.83

cust-58353

Page 6 of 7 (Prices are subject to change.) JW251200CXG (Ver:0)- 12/22/2025 2.43 PM

Quote Date: 12/17/2025

Drawings are for visual reference only and may not be to exact scale.
 All orders are subject to review by JELD-WEN

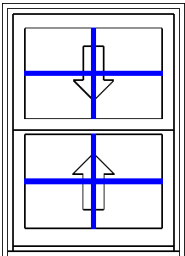
Last Modified: 12/22/2025

LINE	LOCATION SIZE INFO	BOOK CODE DESCRIPTION	NET UNIT PRICE	QTY	EXTENDED PRICE
------	-----------------------	--------------------------	-------------------	-----	-------------------

Line 10-1(A1)
Rough Opening : 47 1/2 X 54
Frame Size: 47 x 53 1/2
Builders Vinyl Double Hung Window Pocket/Replacement, White Ext/White Int , Vent Height = 27 ,
SunResist Clear
5/8" Flat, All Lite(s) White Colonial (Even Rect Lites),
4 Wide 2 High Pnl1 2 High Pnl2,
, Full Standard Screen with Fiberglass Mesh,
White Int Hardware, Cam Lock(s), 2 Locks, *Does not meet typical state code egress requirements but local codes may vary* VDH Clear Opening = 42.9w, 23.4h, 6.9sf,
US National-AAMA PG20, DP+20/-20,
PEV 2025.4.0.5486/PDV 8.249 (12/05/25)PA

Line 10-2(A2)
Rough Opening : 47 1/2 X 54
Frame Size: 47 x 53 1/2
Builders Vinyl Double Hung Window Pocket/Replacement, White Ext/White Int , Vent Height = 27 ,
SunResist Clear
5/8" Flat, All Lite(s) White Colonial (Even Rect Lites),
4 Wide 2 High Pnl1 2 High Pnl2,
, Full Standard Screen with Fiberglass Mesh,
White Int Hardware, Cam Lock(s), 2 Locks, *Does not meet typical state code egress requirements but local codes may vary* VDH Clear Opening = 42.9w, 23.4h, 6.9sf,
US National-AAMA PG20, DP+20/-20,
PEV 2025.4.0.5486/PDV 8.249 (12/05/25)PA

Line 11 ? TEMPERED
Rough Opening : 26 X 36
BLVDH2636
Frame Size: 25 1/2 x 35 1/2
Actual Size: 25 1/2 -in X 35 1/2 -in
Builders Vinyl Double Hung Window Pocket/Replacement, White Ext/White Int , Vent Height = 18 ,
SunResist Clear Tempered ,
5/8" Flat, All Lite(s) White Colonial (Even Rect Lites),
2 Wide 2 High Pnl1 2 High Pnl2,
, Full Standard Screen with Fiberglass Mesh,
White Int Hardware, Cam Lock(s), 1 Lock, *Does not meet typical state code egress requirements but local codes may vary* , Clear Opening 21.4w, 14.4h, 2.1sf,
US National-AAMA PG20, DP+20/-20,
U-Factor: 0.34, SHGC: 0.19, VT: 0.43, CR: 53.00, CPD: JEL-A-725-13818-00003
PEV 2025.4.0.5486/PDV 8.249 (12/05/25)PA



Viewed from Exterior. Scale: 1/2" =1'

\$434.94 1 \$434.94

Total: \$9,321.05
TAX (6.7500%): \$629.17
Net Total: \$9,950.22
Total Units: 13