

TRAVELSTORYS

To date, the TravelStorysGPS collection of tours has grown to **268 tours in 46* states and 5 countries**. TravelStorysGPS continues to grow our tour sponsor community across the country, as well as promote the app to increase downloads.

46

268

18

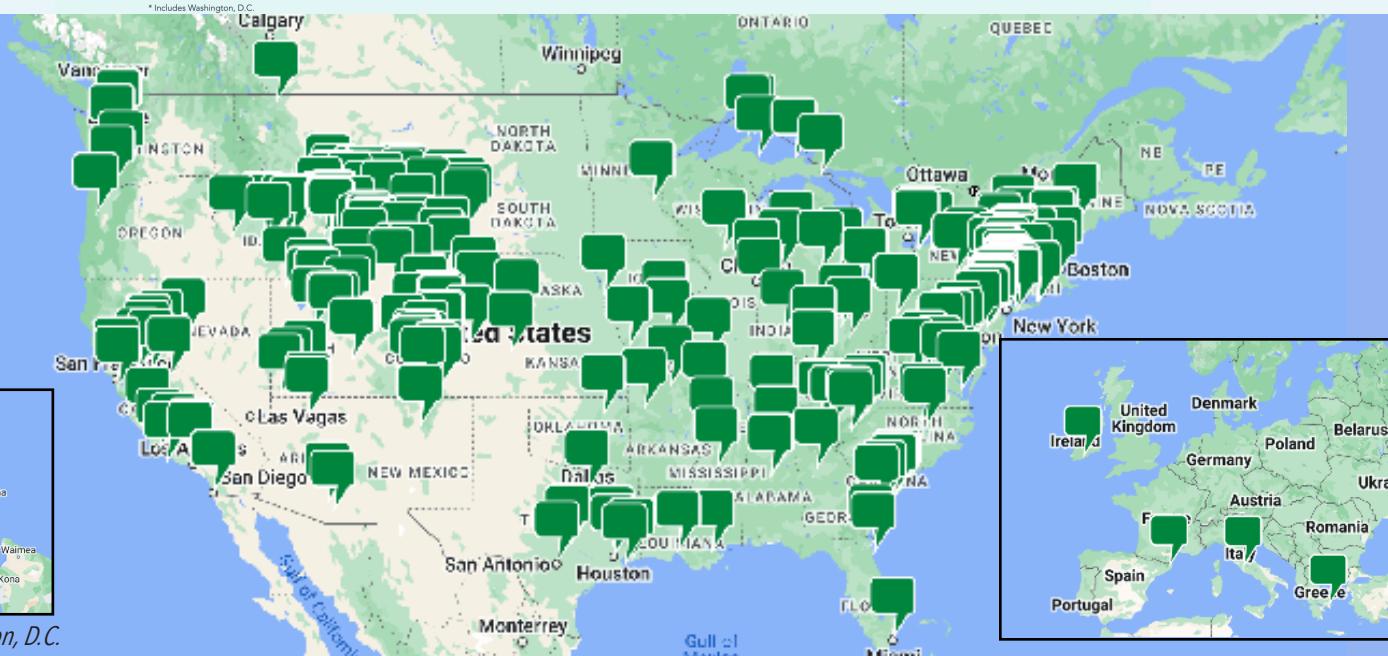
141

STATES*

TOURS

TOURS COMING SOON

TOUR SPONSORS



2024 Android & iOS Usage

User Analytics

Key Takeaways: 19,000 people visited the app 90,000 times. On average, users spent 19.5 minutes engaged with the app.

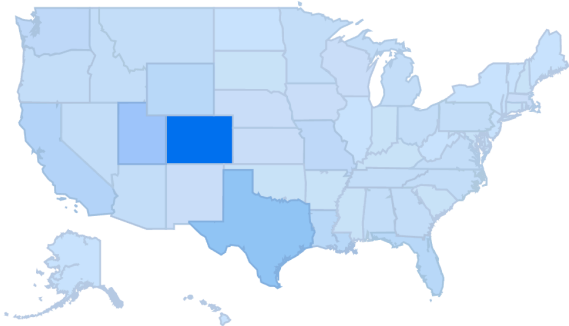
Users	New users	Event count	Average engagement time
19K	14K	90K	19m 32s



TRAVELSTORYS

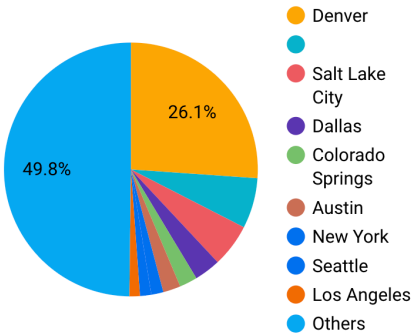
Q2 2024 Demographics Data

Key Takeaways: These data points come from a subset of users whose privacy settings allow us to see their age, gender, and location while visiting the app in Q2 2024.

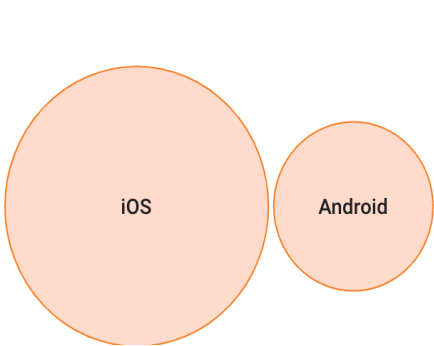


1 569,559

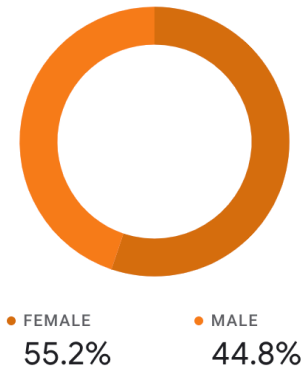
City	
1.	Denver
2.	
3.	Salt Lake City
4.	Dallas
5.	Colorado Springs
6.	Austin
7.	New York
8.	Los Angeles
9.	Seattle
10.	New Orleans



Users by Platform



Users by Gender



Users by Age

