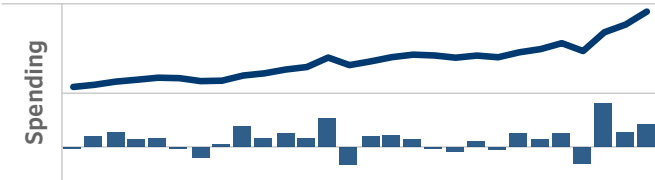
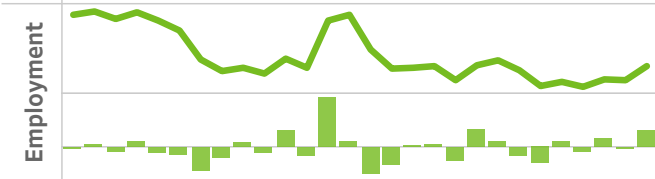
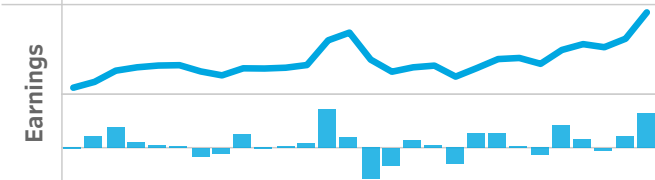
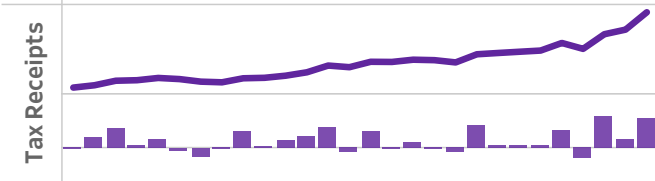


COLORADO DASHBOARD

TRAVEL IMPACTS		DESCRIPTION
Location County: Huerfano		Year 2023
Actual Value (Line) & YOY Pct Change (Bar)		
<div><div>Spending</div></div>		<div>2023</div> <div>\$27.1M</div> <div>13.2% ▲</div> <div>Direct Travel Spending</div> <div>Purchases by travelers during their trip, including lodging taxes and other applicable local and state taxes, paid by the traveler at the point of sale.</div>
<div><div>Employment</div></div>		<div>195</div> <div>9.6% ▲</div> <div>Direct Employment</div> <div>Employment associated with the above earnings; this includes both full- and part-time positions of wage and salary workers and proprietors.</div>
<div><div>Earnings</div></div>		<div>\$5.3M</div> <div>19.9% ▲</div> <div>Direct Earnings</div> <div>The earnings (wage and salary disbursements, earned benefits and proprietor income) of employees and owners of businesses that are attributable to travel expenditures.</div>
<div><div>Tax Receipts</div></div>		<div>\$1.8M</div> <div>18.0% ▲</div> <div>Direct Tax Receipts</div> <div>Tax receipts collected by state, counties and municipalities, as levied on applicable travel-related purchases, including lodging, food and beverage service, retail goods and motor fuel.</div>

SOURCE: DEAN RUNYAN ASSOCIATES