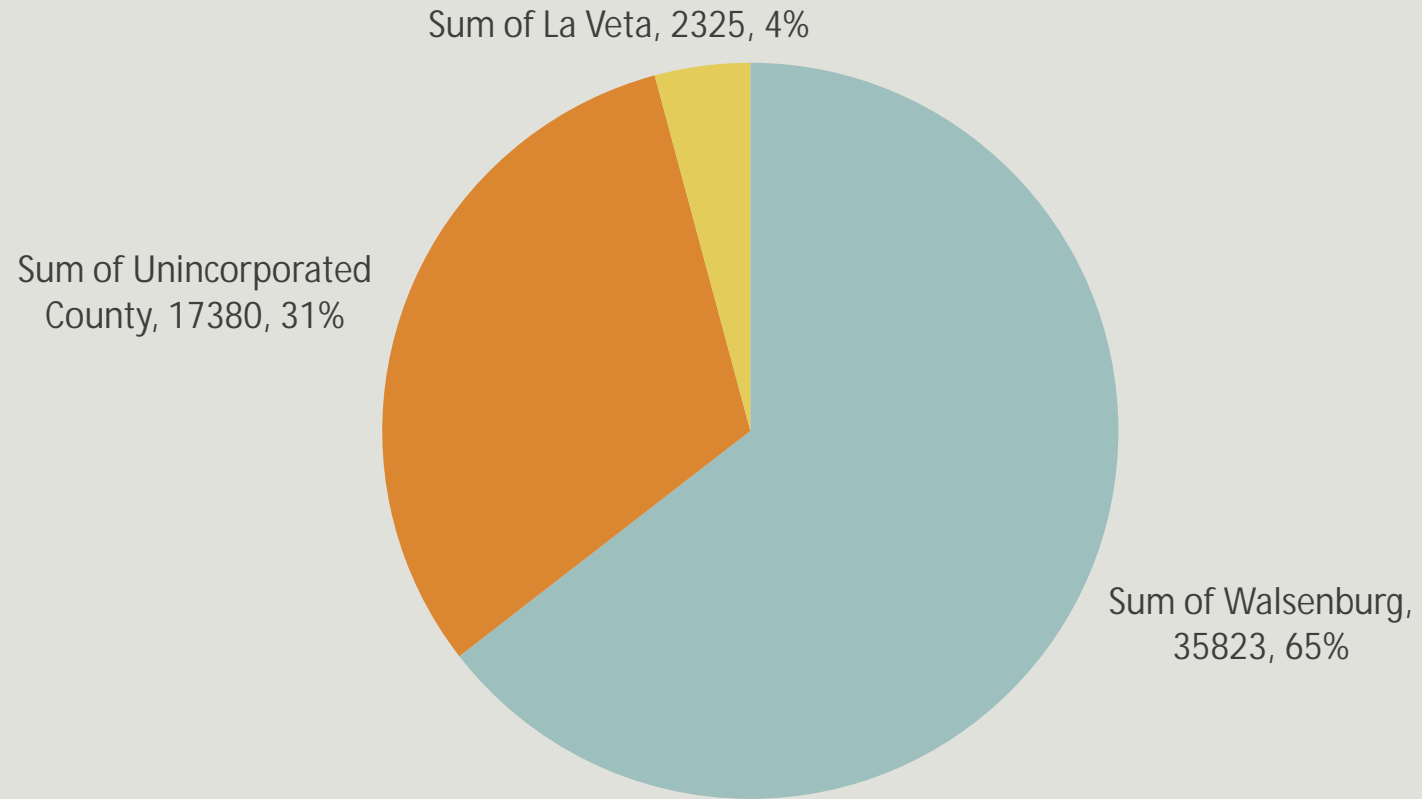


Sheriff's Office Contract Numbers

Sheriff's Office Numbers

Sheriff's Office Call Totals: 8/2017 to 8/2022



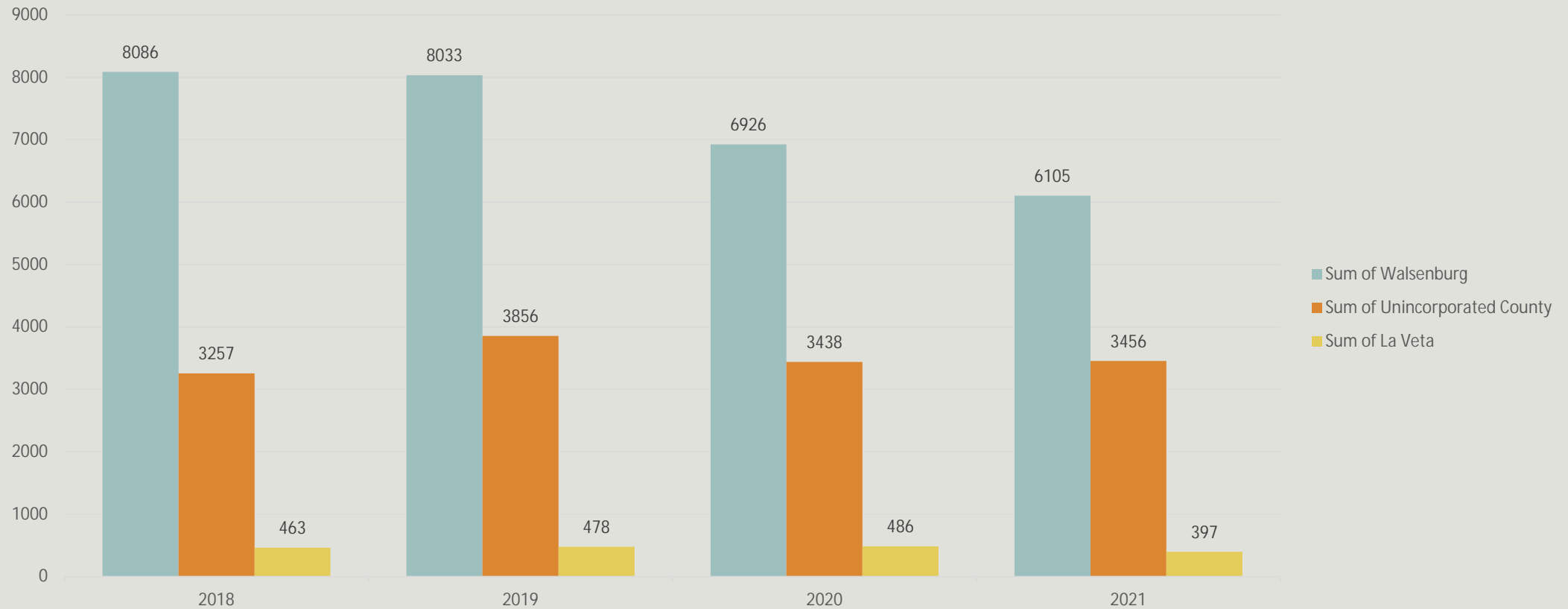
Sheriff's Office Call Totals: 8/2017 to 8/2022

Years	Walsenburg	Unincorporated County	La Veta
2017*	2726	1164	168
2018	8086	3257	463
2019	8033	3856	478
2020	6926	3438	486
2021	6105	3456	397
2022*	3947	2209	333

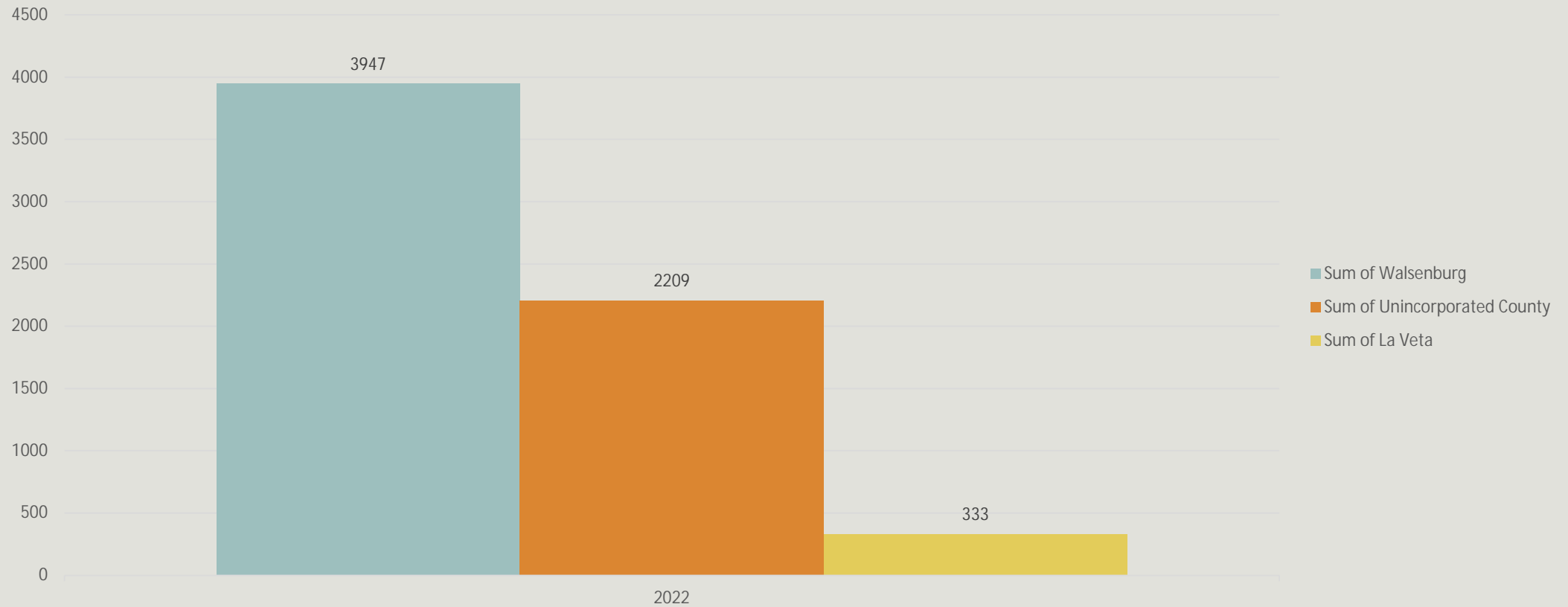
*2017 numbers are from 8/16/17 through 12/31/17

*2022 numbers are from 1/1/22 through 8/16/22

Sheriff's Office Calls 2018 to 2021 Whole Year Data



Sheriff's Office Calls 1/1/2022 to 8/16/2022



Major Capital Expenditures

Major Purchases	Amount
E-Force Operating System	\$181,255.35
Axon Body Cameras and Storage	\$176,520.68
Axon Tasers	\$15,840.00
Motorola Operating System (Spillman)	\$368,802.55
Axon Dash Cameras	\$237,308.40

Note: The Spillman and E-Force Systems are shared between Patrol, Dispatch, and the Jail

Year Over Year Expenditures

Year	SO Expenditure	SO City Expenditure	City Payment	County Net
2017	\$873,557.00	\$543,590.00	\$713,856.00	\$170,266.00
2018	\$724,787.46	\$648,439.07	\$713,856.00	\$65,416.93
2019	\$890,454.27	\$727,399.52	\$713,856.00	(\$13,543.52)
2020	\$806,449.55	\$751,631.01	\$713,856.00	(\$37,775.01)
2021	\$805,504.92	\$865,477.28	\$713,856.00	(\$151,621.28)
2022YTD	\$731,734.34	\$608,730.74	\$416,416.00	(\$192,314.74)
Total				(\$159,571.62)

Inflation Adjusted Contribution

Currently the City pays \$713,856 for Law Enforcement Services. This chart shows the amounts the City would have payed if that payment had been adjusted annually for inflation.

Year	Inflation Adjusted Contribution	YoY Inflation Rate	Savings to City
2017	\$713,856.00	3.39%	
2018	\$738,029.10	2.63%	\$ 24,173.10
2019	\$757,455.56	2.13%	\$ 43,599.56
2020	\$773,599.90	3.11%	\$ 59,743.90
2021	\$797,634.08	3.51%	\$ 83,778.08
2022	\$825,647.89	8.22%	\$ 111,791.89
2023	\$893,547.90		
Total			\$ 323,086.53

Financial Information Provided to the City

1. FY22 Personnel Budget
2. FY20 Year End Expenditures - Audited
3. FY21 Year End Expenditures – Unaudited
4. FY22 YTD Through June

Sheriff

Employee Name	Role	2021 Pay	2022 Pay
Ben W Bounds	Deputy Officer	\$ 28,750	\$ 29,825
Billy Laporte	Sergeant	\$ 22,517	\$ 23,468
Bruce A Newman	County Sheriff	\$ 58,331	\$ 58,331
Catherine P Pineda	Secretary	\$ 15,686	\$ 16,500
Clay J Klipfel	Corporal	\$ 20,366	\$ 21,273
Corey J Daniels	Deputy - Captain	\$ 24,670	\$ 25,663
Craig Lessar	Deputy - Captain	\$ 24,670	\$ 25,663
Dianna L Pacheco	Sergeant	\$ 23,593	\$ 24,565
Frank R Martin	Deputy Officer	\$ 18,214	\$ 19,079
Jacob D Jenkins	Deputy Officer	\$ 18,214	\$ 19,079
Jeffrey S Schnedler II	Deputy Officer	\$ 18,214	\$ 19,079
Joseph Bernal	Deputy Officer	\$ 18,214	\$ 19,079
Krissie Aldretti	Office Coordinator	\$ 16,601	\$ 17,433
Kyle Reeves	Deputy Officer	\$ 17,464	\$ 18,314
Leon F Medina	Courthouse Security	\$ 16,350	\$ 17,177
Marc Biggins	Deputy Officer	\$ 11,100	\$ 11,822
Maria R Dominguez	Deputy Officer	\$ 18,214	\$ 19,079
Melanie A Pettie	Secretary	\$ 18,115	\$ 18,977
Milan J Rapo	Undersheriff	\$ 26,284	\$ 27,309
Morgan T Chapman	Deputy Officer	\$ 18,214	\$ 19,079
Raymond J Walsh III	Deputy - Captain	\$ 24,670	\$ 25,663
Roman Hajar	Deputy Officer	\$ 18,214	\$ 19,079
Scott Eckhardt	Deputy Officer	\$ 18,214	\$ 19,079
		\$ 494,882	\$ 514,613

Sheriff(City of Walsenburg)

Employee Name	Role	2021 Pay	2022 Pay
Ben W Bounds	Deputy Officer	\$ 28,750	\$ 29,825
Billy Laporte	Sergeant	\$ 22,517	\$ 23,468
Bruce A Newman	County Sheriff	\$ 19,444	\$ 19,444
Catherine P Pineda	Secretary	\$ 15,686	\$ 16,500
Clay J Klipfel	Corporal	\$ 20,366	\$ 21,273
Corey J Daniels	Deputy - Captain	\$ 24,670	\$ 25,663
Craig Lessar	Deputy - Captain	\$ 24,670	\$ 25,663
Dianna L Pacheco	Sergeant	\$ 23,593	\$ 24,565
Frank R Martin	Deputy Officer	\$ 18,214	\$ 19,079
Jacob D Jenkins	Deputy Officer	\$ 18,214	\$ 19,079
Jeffrey S Schnedler II	Deputy Officer	\$ 18,214	\$ 19,079
Joseph Bernal	Deputy Officer	\$ 18,214	\$ 19,079
Krissie Aldretti	Office Coordinator	\$ 16,601	\$ 17,433
Kyle Reeves	Deputy Officer	\$ 17,464	\$ 18,314
Leon F Medina	Courthouse Security	\$ 16,350	\$ 17,177
Marc Biggins	Deputy Officer	\$ 11,100	\$ 11,822
Maria R Dominguez	Deputy Officer	\$ 18,214	\$ 19,079
Melanie A Pettie	Secretary	\$ 18,115	\$ 18,977
Milan J Rapo	Undersheriff	\$ 26,284	\$ 27,309
Morgan T Chapman	Deputy Officer	\$ 18,214	\$ 19,079
Raymond J Walsh III	Deputy - Captain	\$ 24,670	\$ 25,663
Roman Hajar	Deputy Officer	\$ 18,214	\$ 19,079
Scott Eckhardt	Deputy Officer	\$ 18,214	\$ 19,079
		\$ 455,994	\$ 475,725

Revenue and Expense Report

Huerfano County

YEAR : 2020 PERIOD : 13 FUND: 001

DEPT: , 42110, 42115, 42120, 42140 SUB-DEPT: All

AS OF : 12/31/2020

ACCOUNT RANGE : 0 - 9999999999

Ledger ID	Ledger Description	Current Budget	Current Act	YTD Act	Encumbrances YTD	Remaining	Percent
001	GENERAL FUND						
	EXPENDITURES						
	SHERIFF						
001-42110-51100	SALARIES (OFF)	\$77,775.00	\$0.00	\$77,775.12	\$0.00	(\$0.12)	100.00%
001-42110-51110	SALARIES (EMP)	\$477,716.00	\$0.00	\$435,356.87	\$0.00	\$42,359.13	91.13%
001-42110-51160	OASI (OFF)	\$4,822.00	\$0.00	\$4,822.08	\$0.00	(\$0.08)	100.00%
001-42110-51161	OASI (EMP)	\$29,618.00	\$0.00	\$26,992.14	\$0.00	\$2,625.86	91.13%
001-42110-51162	MEDICARE (EMP)	\$6,927.00	\$0.00	\$6,312.11	\$0.00	\$614.89	91.12%
001-42110-51164	INSURANCE(CCI/CO-OP)	\$118,226.00	\$0.00	\$120,198.14	\$0.00	(\$1,972.14)	101.67%
001-42110-51165	INSURANCE (DENTAL)	\$9,296.00	\$0.00	\$9,443.80	\$0.00	(\$147.80)	101.59%
001-42110-51172	MEDICARE (OFF)	\$1,128.00	\$0.00	\$1,127.76	\$0.00	\$0.24	99.98%
001-42110-51210	OFFICE SUPPLIES	\$2,000.00	\$0.00	\$1,732.47	\$0.00	\$267.53	86.62%
001-42110-51220	OPERATING SUPPLIES	\$1,000.00	\$0.00	\$1,281.40	\$0.00	(\$281.40)	128.14%
001-42110-51310	PROFESSIONAL SERVICES	\$1,200.00	\$0.00	\$456.80	\$0.00	\$743.20	38.07%
001-42110-51312	CERTIFICATION FEES	\$60.00	\$0.00	\$10.00	\$0.00	\$50.00	16.67%
001-42110-51321	TELEPHONE	\$3,472.00	\$0.00	\$3,363.94	\$0.00	\$108.06	96.89%
001-42110-51327	GUIDES AND CODES	\$275.00	\$0.00	\$374.15	\$0.00	(\$99.15)	136.05%
001-42110-51330	TRAVEL & TRANSPORTATION	\$2,500.00	\$0.00	\$567.24	\$0.00	\$1,932.76	22.69%
001-42110-51335	FUEL REIMBURSEMENT	\$20,000.00	\$0.00	\$8,326.19	\$0.00	\$11,673.81	41.63%
001-42110-51336	DEPARTMENT UNIFORMS	\$1,500.00	\$0.00	\$1,073.34	\$0.00	\$426.66	71.56%
001-42110-51380	REPAIRS/MAINTENANCE	\$20,000.00	\$0.00	\$21,992.36	\$0.00	(\$1,992.36)	109.96%
001-42110-51382	REP. EQUIP/FIXTURES	\$500.00	\$0.00	\$91.89	\$0.00	\$408.11	18.38%
001-42110-51393	TRAINING	\$10,000.00	\$0.00	\$7,025.31	\$0.00	\$2,974.69	70.25%
001-42110-51420	DUES AND MEETINGS	\$3,500.00	\$0.00	\$3,564.72	\$0.00	(\$64.72)	101.85%
001-42110-51440	FIRE FIGHTING	\$3,500.00	\$0.00	\$3,520.86	\$0.00	(\$20.86)	100.60%
001-42110-51457	CELLULAR SERVICE	\$12,000.00	\$0.00	\$10,234.23	\$0.00	\$1,765.77	85.29%
001-42110-51498	SEARCH & RESCUE	\$1,000.00	\$0.00	\$986.73	\$0.00	\$13.27	98.67%
001-42110-51500	EQUIPMENT	\$9,000.00	\$0.00	\$4,122.66	\$0.00	\$4,877.34	45.81%
001-42110-51551	VEHICLE	\$20,000.00	\$0.00	\$0.00	\$0.00	\$20,000.00	
001-42110-51711	PRINCIPAL ON LEASE PURCHAS	\$36,197.00	\$0.00	\$36,196.61	\$0.00	\$0.39	100.00%
001-42110-51712	INTEREST ON LEASE PURCHAS	\$2,919.00	\$0.00	\$2,919.02	\$0.00	(\$0.02)	100.00%
001-42110-51770	HOMELESS TRANSIENT FUNDS	\$1,000.00	\$0.00	\$344.97	\$0.00	\$655.03	34.50%
001-42110-51774	CODE ENFORCEMENT	\$5,000.00	\$0.00	\$1,761.67	\$0.00	\$3,238.33	35.23%
001-42110-51804	GBMJ (UNSPENT FUNDS)	\$0.00	\$0.00	\$14,474.97	\$0.00	(\$14,474.97)	

Revenue and Expense Report

Huerfano County

YEAR : 2020 PERIOD : 13 FUND: 001

DEPT: , 42110, 42115, 42120, 42140 SUB-DEPT: All

AS OF : 12/31/2020

ACCOUNT RANGE : 0 - 999999999

Ledger ID	Ledger Description	Current Budget	Current Act	YTD Act	Encumbrances YTD	Remaining	Percent
001	GENERAL FUND						
	EXPENDITURES						
	SHERIFF						
001-42110-52000	CAPITAL OUTLAY	\$10,000.00	\$0.00	\$0.00	\$0.00	\$10,000.00	
	Subtotal SHERIFF:	\$892,131.00	\$0.00	\$806,449.55	\$0.00	\$85,681.45	90.40%
	SHERIFF(CITY OF WALSENBURG)						
001-42115-51110	SALARIES (EMP)	\$439,845.00	\$0.00	\$456,305.25	\$0.00	(\$16,460.25)	103.74%
001-42115-51161	OASI (EMP)	\$27,270.00	\$0.00	\$28,290.38	\$0.00	(\$1,020.38)	103.74%
001-42115-51162	MEDICARE (EMP)	\$6,378.00	\$0.00	\$6,615.82	\$0.00	(\$237.82)	103.73%
001-42115-51164	INSURANCE(HEA/RML)	\$100,552.00	\$0.00	\$98,253.54	\$0.00	\$2,298.46	97.71%
001-42115-51165	INSURANCE (DENTAL)	\$6,982.00	\$0.00	\$7,732.80	\$0.00	(\$750.80)	110.75%
001-42115-51210	OFFICE SUPPLIES	\$1,200.00	\$0.00	\$1,205.29	\$0.00	(\$5.29)	100.44%
001-42115-51220	OPERATING SUPPLIES	\$1,500.00	\$0.00	\$2,261.70	\$0.00	(\$761.70)	150.78%
001-42115-51310	PROFESSIONAL SERVICES	\$600.00	\$0.00	\$1,429.23	\$0.00	(\$829.23)	238.20%
001-42115-51312	CERTIFICATION FEES	\$60.00	\$0.00	\$22.90	\$0.00	\$37.10	38.17%
001-42115-51321	TELEPHONE	\$0.00	\$0.00	\$33.83	\$0.00	(\$33.83)	
001-42115-51327	GUIDES AND CODES	\$225.00	\$0.00	\$566.15	\$0.00	(\$341.15)	251.62%
001-42115-51330	TRAVEL & TRANSPORTATION	\$1,000.00	\$0.00	\$1,465.30	\$0.00	(\$465.30)	146.53%
001-42115-51335	FUEL REIMBURSEMENT	\$30,000.00	\$0.00	\$25,672.86	\$0.00	\$4,327.14	85.58%
001-42115-51336	DEPARTMENT UNIFORMS	\$6,500.00	\$0.00	\$6,938.11	\$0.00	(\$438.11)	106.74%
001-42115-51380	REPAIRS/MAINTENANCE	\$25,000.00	\$0.00	\$39,943.57	\$0.00	(\$14,943.57)	159.77%
001-42115-51393	TRAINING	\$10,000.00	\$0.00	\$12,454.26	\$0.00	(\$2,454.26)	124.54%
001-42115-51420	DUES & MEETINGS	\$735.00	\$0.00	\$260.11	\$0.00	\$474.89	35.39%
001-42115-51457	CELLULAR SERVICE	\$5,000.00	\$0.00	\$0.00	\$0.00	\$5,000.00	
001-42115-51500	EQUIPMENT	\$26,000.00	\$0.00	\$33,014.91	\$0.00	(\$7,014.91)	126.98%
001-42115-51551	VEHICLE	\$40,000.00	\$0.00	\$29,165.00	\$0.00	\$10,835.00	72.91%
	Subtotal SHERIFF(CITY OF WALSENBURG):	\$728,847.00	\$0.00	\$751,631.01	\$0.00	(\$22,784.01)	103.13%
	JAIL						
001-42120-51110	SALARIES (EMP)	\$296,663.00	\$0.00	\$296,434.43	\$0.00	\$228.57	99.92%
001-42120-51161	OASI (EMP)	\$18,393.00	\$0.00	\$18,379.39	\$0.00	\$13.61	99.93%
001-42120-51162	MEDICARE (EMP)	\$4,302.00	\$0.00	\$4,298.04	\$0.00	\$3.96	99.91%
001-42120-51164	INSURANCE(CCI/CO-OP)	\$60,179.00	\$0.00	\$71,550.38	\$0.00	(\$11,371.38)	118.90%
001-42120-51165	INSURANCE (DENTAL)	\$6,903.00	\$0.00	\$5,661.95	\$0.00	\$1,241.05	82.02%

Revenue and Expense Report

Huerfano County

YEAR : 2020 PERIOD : 13 FUND: 001

DEPT: , 42110, SUB-DEPT: All
42115, 42120, 42140

AS OF : 12/31/2020

ACCOUNT RANGE : 0 - 999999999

Ledger ID	Ledger Description	Current Budget	Current Act	YTD Act	Encumbrances YTD	Remaining	Percent
001	GENERAL FUND						
	EXPENDITURES						
	JAIL						
001-42120-51210	OFFICE SUPPLIES	\$1,500.00	\$0.00	\$1,718.10	\$0.00	(\$218.10)	114.54%
001-42120-51220	OPERATING SUPPLIES	\$15,000.00	\$0.00	\$14,924.11	\$0.00	\$75.89	99.49%
001-42120-51310	PROFESSIONAL SERVICES	\$40,000.00	\$0.00	\$17,616.42	\$0.00	\$22,383.58	44.04%
001-42120-51311	SEWER/WATER/TRASH	\$1,680.00	\$0.00	\$1,680.00	\$0.00	\$0.00	100.00%
001-42120-51313	MEALS	\$68,000.00	\$0.00	\$48,271.76	\$0.00	\$19,728.24	70.99%
001-42120-51321	TELEPHONE	\$1,488.00	\$0.00	\$1,588.69	\$0.00	(\$100.69)	106.77%
001-42120-51336	DEPARTMENT UNIFORMS	\$2,500.00	\$0.00	\$191.91	\$0.00	\$2,308.09	7.68%
001-42120-51363	HOUSE PRISONERS	\$45,000.00	\$0.00	\$10,240.00	\$0.00	\$34,760.00	22.76%
001-42120-51370	UTILITIES	\$47,000.00	\$0.00	\$39,126.48	\$0.00	\$7,873.52	83.25%
001-42120-51380	REPAIRS/MAINTENANCE	\$30,000.00	\$0.00	\$15,990.76	\$0.00	\$14,009.24	53.30%
001-42120-51381	REPAIRS/REMODELING	\$2,000.00	\$0.00	\$0.00	\$0.00	\$2,000.00	
001-42120-51393	TRAINING	\$1,000.00	\$0.00	\$610.00	\$0.00	\$390.00	61.00%
001-42120-51500	EQUIPMENT	\$2,000.00	\$0.00	\$7,177.25	\$0.00	(\$5,177.25)	358.86%
001-42120-51597	INTERNET SERVICE	\$1,410.00	\$0.00	\$1,257.08	\$0.00	\$152.92	89.15%
001-42120-51602	COMMISSARY	\$15,000.00	\$0.00	\$8,682.56	\$0.00	\$6,317.44	57.88%
001-42120-51814	LEASE AGREEMENT	\$0.00	\$0.00	\$2,855.25	\$0.00	(\$2,855.25)	
001-42120-52000	CAPITAL OUTLAY	\$35,000.00	\$0.00	\$0.00	\$0.00	\$35,000.00	
	Subtotal JAIL:	\$695,018.00	\$0.00	\$568,254.56	\$0.00	\$126,763.44	81.76%
	LAW ENFORCEMENT ASSISTANCE						
001-42140-51426	INTOXILYZER	\$500.00	\$0.00	\$0.00	\$0.00	\$500.00	
	Subtotal LAW ENFORCEMENT ASSISTANCE:	\$500.00	\$0.00	\$0.00	\$0.00	\$500.00	0.00%
	TOTAL EXPENDITURES - :	\$2,316,496.00	\$0.00	\$2,126,335.12	\$0.00	\$190,160.88	91.79%
	YTD Revenue Less Expenses : GENERAL FUND			(\$2,126,335.12)			

Revenue and Expense Report

Huerfano County

YEAR : 2021 PERIOD : 12 FUND: 001

DEPT: , 42110, 42115, 42120, 42140 SUB-DEPT: All

AS OF : 12/30/2021

ACCOUNT RANGE : 0 - 9999999999

Ledger ID	Ledger Description	Current Budget	Current Act	YTD Act	Encumbrances YTD	Remaining	Percent
001	GENERAL FUND						
	EXPENDITURES						
	SHERIFF						
001-42110-51100	SALARIES (OFF)	\$58,331.00	\$4,860.94	\$59,951.60	\$0.00	(\$1,620.60)	102.78%
001-42110-51110	SALARIES (EMP)	\$415,059.00	\$36,440.16	\$391,693.27	\$0.00	\$23,365.73	94.37%
001-42110-51160	OASI (OFF)	\$3,617.00	\$301.38	\$3,717.02	\$0.00	(\$100.02)	102.77%
001-42110-51161	OASI (EMP)	\$25,734.00	\$2,259.30	\$24,285.08	\$0.00	\$1,448.92	94.37%
001-42110-51162	MEDICARE (EMP)	\$6,018.00	\$528.40	\$5,679.77	\$0.00	\$338.23	94.38%
001-42110-51164	INSURANCE(CCI/CO-OP)	\$118,226.00	\$5,711.62	\$74,224.66	\$0.00	\$44,001.34	62.78%
001-42110-51165	INSURANCE (DENTAL)	\$9,296.00	\$486.04	\$6,657.54	\$0.00	\$2,638.46	71.62%
001-42110-51172	MEDICARE (OFF)	\$1,128.00	\$70.48	\$869.26	\$0.00	\$258.74	77.06%
001-42110-51210	OFFICE SUPPLIES	\$2,000.00	\$57.75	\$1,983.52	\$0.00	\$16.48	99.18%
001-42110-51220	OPERATING SUPPLIES	\$1,500.00	\$54.54	\$1,410.09	\$0.00	\$89.91	94.01%
001-42110-51310	PROFESSIONAL SERVICES	\$1,000.00	\$1,325.03	\$3,797.62	\$0.00	(\$2,797.62)	379.76%
001-42110-51312	CERTIFICATION FEES	\$60.00	\$0.00	\$0.00	\$0.00	\$60.00	
001-42110-51321	TELEPHONE	\$3,325.00	\$337.78	\$4,124.26	\$0.00	(\$799.26)	124.04%
001-42110-51327	GUIDES AND CODES	\$350.00	\$0.00	\$232.17	\$0.00	\$117.83	66.33%
001-42110-51330	TRAVEL & TRANSPORTATION	\$1,500.00	\$0.00	\$854.61	\$0.00	\$645.39	56.97%
001-42110-51335	FUEL REIMBURSEMENT	\$15,000.00	\$3,533.87	\$17,774.77	\$0.00	(\$2,774.77)	118.50%
001-42110-51336	DEPARTMENT UNIFORMS	\$1,800.00	\$30.00	\$2,356.99	\$0.00	(\$556.99)	130.94%
001-42110-51380	REPAIRS/MAINTENANCE	\$25,000.00	\$264.19	\$16,576.71	\$0.00	\$8,423.29	66.31%
001-42110-51382	REP. EQUIP/FIXTURES	\$200.00	\$0.00	\$0.00	\$0.00	\$200.00	
001-42110-51393	TRAINING	\$10,000.00	\$4,578.21	\$9,396.30	\$0.00	\$603.70	93.96%
001-42110-51420	DUES AND MEETINGS	\$4,000.00	\$0.00	\$4,748.50	\$0.00	(\$748.50)	118.71%
001-42110-51440	FIRE FIGHTING	\$4,000.00	\$0.00	\$3,333.74	\$0.00	\$666.26	83.34%
001-42110-51457	CELLULAR SERVICE	\$5,100.00	\$578.88	\$8,641.37	\$0.00	(\$3,541.37)	169.44%
001-42110-51498	SEARCH & RESCUE	\$2,000.00	\$0.00	\$785.00	\$0.00	\$1,215.00	39.25%
001-42110-51500	EQUIPMENT	\$8,500.00	(\$474.82)	\$9,288.78	\$0.00	(\$788.78)	109.28%
001-42110-51551	VEHICLE	\$30,000.00	\$0.00	\$278.72	\$0.00	\$29,721.28	.93%
001-42110-51711	PRINCIPAL ON LEASE PURCHAS	\$18,099.00	\$0.00	\$74,480.91	\$0.00	(\$56,381.91)	411.52%
001-42110-51712	INTEREST ON LEASE PURCHAS	\$1,460.00	\$0.00	\$2,919.02	\$0.00	(\$1,459.02)	199.93%
001-42110-51770	HOMELESS TRANSIENT FUNDS	\$1,500.00	\$0.00	\$331.83	\$0.00	\$1,168.17	22.12%
001-42110-51774	CODE ENFORCEMENT	\$5,000.00	\$0.00	\$167.27	\$0.00	\$4,832.73	3.35%
001-42110-51865	SHERIFF/DETENTION GRANTS	\$0.00	\$0.00	\$74,944.54	\$0.00	(\$74,944.54)	

Revenue and Expense Report

Huerfano County

YEAR : 2021 PERIOD : 12 FUND: 001 DEPT: , 42110, 42115, 42120, 42140 SUB-DEPT: All

AS OF : 12/30/2021

ACCOUNT RANGE : 0 - 999999999

Ledger ID	Ledger Description	Current Budget	Current Act	YTD Act	Encumbrances YTD	Remaining	Percent
001	GENERAL FUND						
	EXPENDITURES						
	SHERIFF						
001-42110-52000	CAPITAL OUTLAY	\$20,000.00	\$0.00	\$0.00	\$0.00	\$20,000.00	
	Subtotal SHERIFF:	\$798,803.00	\$60,943.75	\$805,504.92	\$0.00	(\$6,701.92)	100.84%
	SHERIFF(CITY OF WALSENBURG)						
001-42115-51100	SALARIES (OFF)	\$19,444.00	\$1,620.32	\$17,823.52	\$0.00	\$1,620.48	91.67%
001-42115-51110	SALARIES (EMP)	\$466,435.00	\$51,642.88	\$493,284.48	\$0.00	(\$26,849.48)	105.76%
001-42115-51160	OASI (OFF)	\$1,206.00	\$100.46	\$1,105.06	\$0.00	\$100.94	91.63%
001-42115-51161	OASI (EMP)	\$28,919.00	\$3,201.86	\$30,583.63	\$0.00	(\$1,664.63)	105.76%
001-42115-51162	MEDICARE (EMP)	\$6,763.00	\$748.82	\$7,152.59	\$0.00	(\$389.59)	105.76%
001-42115-51164	INSURANCE (HEA/RML)	\$100,552.00	\$12,439.68	\$146,702.80	\$0.00	(\$46,150.80)	145.90%
001-42115-51165	INSURANCE (DENTAL)	\$6,982.00	\$824.91	\$9,781.66	\$0.00	(\$2,799.66)	140.10%
001-42115-51172	MEDICARE (OFF)	\$282.00	\$23.50	\$258.50	\$0.00	\$23.50	91.67%
001-42115-51210	OFFICE SUPPLIES	\$1,200.00	\$57.75	\$1,146.94	\$0.00	\$53.06	95.58%
001-42115-51220	OPERATING SUPPLIES	\$2,000.00	\$52.10	\$1,430.41	\$0.00	\$569.59	71.52%
001-42115-51310	PROFESSIONAL SERVICES	\$1,000.00	\$1,465.52	\$3,538.11	\$0.00	(\$2,538.11)	353.81%
001-42115-51312	CERTIFICATION FEES	\$60.00	\$0.00	\$28.89	\$0.00	\$31.11	48.15%
001-42115-51327	GUIDES AND CODES	\$350.00	\$0.00	\$59.12	\$0.00	\$290.88	16.89%
001-42115-51330	TRAVEL & TRANSPORTATION	\$1,500.00	\$0.00	\$375.93	\$0.00	\$1,124.07	25.06%
001-42115-51335	FUEL REIMBURSEMENT	\$15,000.00	\$4,102.04	\$19,739.53	\$0.00	(\$4,739.53)	131.60%
001-42115-51336	DEPARTMENT UNIFORMS	\$3,000.00	\$0.00	\$3,005.85	\$0.00	(\$5.85)	100.19%
001-42115-51380	REPAIRS/MAINTENANCE	\$25,000.00	\$267.54	\$27,119.60	\$0.00	(\$2,119.60)	108.48%
001-42115-51382	EQUIPMENT & FIXTURES	\$200.00	\$0.00	\$0.00	\$0.00	\$200.00	
001-42115-51393	TRAINING	\$10,000.00	\$3,910.22	\$10,901.33	\$0.00	(\$901.33)	109.01%
001-42115-51420	DUES & MEETINGS	\$4,000.00	\$0.00	\$1,611.67	\$0.00	\$2,388.33	40.29%
001-42115-51457	CELLULAR SERVICE	\$5,100.00	\$0.00	\$0.00	\$0.00	\$5,100.00	
001-42115-51500	EQUIPMENT	\$8,500.00	(\$474.83)	\$10,993.36	\$0.00	(\$2,493.36)	129.33%
001-42115-51551	VEHICLE	\$30,000.00	\$0.00	\$39,200.00	\$0.00	(\$9,200.00)	130.67%
001-42115-51711	PRINCIPAL ON LEASE PURCHAS	\$18,099.00	\$0.00	\$38,284.30	\$0.00	(\$20,185.30)	211.53%
001-42115-51712	INTEREST ON LEASE PURCHAS	\$1,460.00	\$0.00	\$0.00	\$0.00	\$1,460.00	
001-42115-52000	CAPITAL OUTLAY	\$20,000.00	\$0.00	\$1,350.00	\$0.00	\$18,650.00	6.75%
	Subtotal SHERIFF(CITY OF WALSENBURG):	\$777,052.00	\$79,982.77	\$865,477.28	\$0.00	(\$88,425.28)	111.38%

Revenue and Expense Report

Huerfano County

YEAR : 2021 PERIOD : 12 FUND: 001

DEPT: , 42110, 42115, 42120, 42140 SUB-DEPT: All

AS OF : 12/30/2021

ACCOUNT RANGE : 0 - 9999999999

Ledger ID	Ledger Description	Current Budget	Current Act	YTD Act	Encumbrances YTD	Remaining	Percent
001	GENERAL FUND						
	EXPENDITURES						
	JAIL						
001-42120-51110	SALARIES (EMP)	\$381,394.00	\$36,778.74	\$329,896.70	\$0.00	\$51,497.30	86.50%
001-42120-51161	OASI (EMP)	\$23,646.00	\$2,280.32	\$20,454.10	\$0.00	\$3,191.90	86.50%
001-42120-51162	MEDICARE (EMP)	\$5,530.00	\$533.34	\$4,783.98	\$0.00	\$746.02	86.51%
001-42120-51164	INSURANCE(CCI/CO-OP)	\$72,981.00	\$5,912.98	\$68,328.08	\$0.00	\$4,652.92	93.62%
001-42120-51165	INSURANCE (DENTAL)	\$6,903.00	\$372.55	\$4,552.90	\$0.00	\$2,350.10	65.96%
001-42120-51210	OFFICE SUPPLIES	\$1,750.00	\$721.01	\$2,484.50	\$0.00	(\$734.50)	141.97%
001-42120-51220	OPERATING SUPPLIES	\$15,000.00	\$1,071.01	\$20,076.94	\$0.00	(\$5,076.94)	133.85%
001-42120-51310	PROFESSIONAL SERVICES	\$35,000.00	\$6,473.34	\$55,656.79	\$0.00	(\$20,656.79)	159.02%
001-42120-51311	SEWER/WATER/TRASH	\$1,680.00	\$140.00	\$1,680.00	\$0.00	\$0.00	100.00%
001-42120-51313	MEALS	\$55,000.00	\$5,782.52	\$49,201.38	\$0.00	\$5,798.62	89.46%
001-42120-51321	TELEPHONE	\$1,500.00	\$166.90	\$1,807.72	\$0.00	(\$307.72)	120.51%
001-42120-51336	DEPARTMENT UNIFORMS	\$2,000.00	\$0.00	\$2,428.46	\$0.00	(\$428.46)	121.42%
001-42120-51363	HOUSE PRISONERS	\$40,000.00	\$2,585.00	\$21,830.00	\$0.00	\$18,170.00	54.58%
001-42120-51370	UTILITIES	\$45,000.00	\$3,443.84	\$39,677.67	\$0.00	\$5,322.33	88.17%
001-42120-51380	REPAIRS/MAINTENANCE	\$25,000.00	\$87.79	\$23,271.75	\$0.00	\$1,728.25	93.09%
001-42120-51381	REPAIRS/REMODELING	\$2,000.00	\$186.64	\$336.64	\$0.00	\$1,663.36	16.83%
001-42120-51393	TRAINING	\$1,000.00	\$0.00	\$0.00	\$0.00	\$1,000.00	
001-42120-51500	EQUIPMENT	\$5,000.00	\$0.00	\$5,819.02	\$0.00	(\$819.02)	116.38%
001-42120-51597	INTERNET SERVICE	\$1,410.00	\$105.20	\$1,263.64	\$0.00	\$146.36	89.62%
001-42120-51602	COMMISSARY	\$9,000.00	\$742.84	\$12,128.90	\$0.00	(\$3,128.90)	134.77%
001-42120-51814	LEASE AGREEMENT	\$2,500.00	\$0.00	\$2,416.78	\$0.00	\$83.22	96.67%
001-42120-52000	CAPITAL OUTLAY	\$15,000.00	\$0.00	\$0.00	\$0.00	\$15,000.00	
	Subtotal JAIL:	\$748,294.00	\$67,384.02	\$668,095.95	\$0.00	\$80,198.05	89.28%
	LAW ENFORCEMENT ASSISTANCE						
001-42140-51426	INTOXILYZER	\$500.00	\$0.00	\$0.00	\$0.00	\$500.00	
	Subtotal LAW ENFORCEMENT ASSISTANCE:	\$500.00	\$0.00	\$0.00	\$0.00	\$500.00	0.00%
	TOTAL EXPENDITURES - :	\$2,324,649.00	\$208,310.54	\$2,339,078.15	\$0.00	(\$14,429.15)	100.62%

Revenue and Expense Report

Huerfano County

YEAR : 2022 PERIOD : 6 FUND: 001

DEPT: , 42110, 42115, 42120, 42140 SUB-DEPT: All

AS OF : 6/30/2022

ACCOUNT RANGE : 0 - 999999999

Ledger ID	Ledger Description	Current Budget	Current Act	YTD Act	Encumbrances YTD	Remaining	Percent
001	GENERAL FUND						
	EXPENDITURES						
	SHERIFF						
001-42110-51100	SALARIES (OFF)	\$58,331.00	\$4,860.94	\$29,165.64	\$0.00	\$29,165.36	50.00%
001-42110-51110	SALARIES (EMP)	\$484,947.00	\$53,685.73	\$243,176.05	\$0.00	\$241,770.95	50.14%
001-42110-51160	OASI (OFF)	\$3,617.00	\$301.38	\$1,808.28	\$0.00	\$1,808.72	49.99%
001-42110-51161	OASI (EMP)	\$31,658.00	\$4,769.95	\$16,518.34	\$0.00	\$15,139.66	52.18%
001-42110-51162	MEDICARE (EMP)	\$7,404.00	\$338.42	\$3,085.97	\$0.00	\$4,318.03	41.68%
001-42110-51164	INSURANCE(CCI/CO-OP)	\$155,484.00	\$11,553.56	\$62,233.38	\$0.00	\$93,250.62	40.03%
001-42110-51165	INSURANCE (DENTAL)	\$9,279.00	\$667.94	\$3,673.77	\$0.00	\$5,605.23	39.59%
001-42110-51168	INSURANCE (LIFE)	\$437.00	\$0.00	\$0.00	\$0.00	\$437.00	
001-42110-51172	MEDICARE (OFF)	\$846.00	\$70.48	\$422.88	\$0.00	\$423.12	49.99%
001-42110-51210	OFFICE SUPPLIES	\$2,000.00	\$351.49	\$948.03	\$0.00	\$1,051.97	47.40%
001-42110-51220	OPERATING SUPPLIES	\$1,500.00	\$151.91	\$967.25	\$0.00	\$532.75	64.48%
001-42110-51310	PROFESSIONAL SERVICES	\$1,000.00	\$1,238.00	\$2,925.55	\$0.00	(\$1,925.55)	292.56%
001-42110-51312	CERTIFICATION FEES	\$60.00	\$0.00	\$10.00	\$0.00	\$50.00	16.67%
001-42110-51321	TELEPHONE	\$3,325.00	\$345.72	\$1,966.04	\$0.00	\$1,358.96	59.13%
001-42110-51327	GUIDES AND CODES	\$350.00	\$0.00	\$563.13	\$0.00	(\$213.13)	160.89%
001-42110-51330	TRAVEL & TRANSPORTATION	\$1,500.00	\$145.70	\$759.60	\$0.00	\$740.40	50.64%
001-42110-51335	FUEL REIMBURSEMENT	\$16,500.00	\$3,432.80	\$18,099.40	\$0.00	(\$1,599.40)	109.69%
001-42110-51336	DEPARTMENT UNIFORMS	\$1,800.00	\$0.00	\$260.47	\$0.00	\$1,539.53	14.47%
001-42110-51380	REPAIRS/MAINTENANCE	\$20,000.00	\$805.09	\$9,729.13	\$0.00	\$10,270.87	48.65%
001-42110-51382	REP. EQUIP/FIXTURES	\$200.00	\$0.00	\$29.99	\$0.00	\$170.01	15.00%
001-42110-51393	TRAINING	\$10,000.00	\$205.00	\$3,152.22	\$0.00	\$6,847.78	31.52%
001-42110-51420	DUES AND MEETINGS	\$4,000.00	\$0.00	\$3,348.00	\$0.00	\$652.00	83.70%
001-42110-51440	FIRE FIGHTING	\$4,000.00	\$0.00	\$3,435.05	\$0.00	\$564.95	85.88%
001-42110-51457	CELLULAR SERVICE	\$5,100.00	\$579.68	\$4,312.33	\$0.00	\$787.67	84.56%
001-42110-51498	SEARCH & RESCUE	\$2,000.00	\$2,153.40	\$4,404.20	\$0.00	(\$2,404.20)	220.21%
001-42110-51500	EQUIPMENT	\$8,500.00	\$202.63	\$7,842.36	\$0.00	\$657.64	92.26%
001-42110-51551	VEHICLE	\$15,000.00	\$835.64	\$1,121.97	\$0.00	\$13,878.03	7.48%
001-42110-51711	PRINCIPAL ON LEASE PURCHAS	\$14,695.00	\$7,920.00	\$22,613.16	\$0.00	(\$7,918.16)	153.88%
001-42110-51712	INTEREST ON LEASE PURCHAS	\$1,460.00	\$0.00	\$0.00	\$0.00	\$1,460.00	
001-42110-51770	HOMELESS TRANSIENT FUNDS	\$1,500.00	\$0.00	\$470.95	\$0.00	\$1,029.05	31.40%
001-42110-51865	SHERIFF/DETENTION GRANTS	\$0.00	\$9,785.45	\$80,365.09	\$0.00	(\$80,365.09)	

Revenue and Expense Report

Huerfano County

YEAR : 2022 PERIOD : 6 FUND: 001

DEPT: , 42110, 42115, 42120, 42140 SUB-DEPT: All

AS OF : 6/30/2022

ACCOUNT RANGE : 0 - 999999999

Ledger ID	Ledger Description	Current Budget	Current Act	YTD Act	Encumbrances YTD	Remaining	Percent
001	GENERAL FUND						
	EXPENDITURES						
	SHERIFF						
001-42110-52000	CAPITAL OUTLAY	\$20,000.00	\$0.00	\$0.00	\$0.00	\$20,000.00	
	Subtotal SHERIFF:	\$886,493.00	\$104,400.91	\$527,408.23	\$0.00	\$359,084.77	59.49%
	SHERIFF(CITY OF WALSENBURG)						
001-42115-51100	SALARIES (OFF)	\$19,444.00	\$1,620.32	\$9,721.92	\$0.00	\$9,722.08	50.00%
001-42115-51110	SALARIES (EMP)	\$536,273.00	\$75,059.93	\$265,358.86	\$0.00	\$270,914.14	49.48%
001-42115-51160	OASI (OFF)	\$1,206.00	\$100.46	\$602.76	\$0.00	\$603.24	49.98%
001-42115-51161	OASI (EMP)	\$31,658.00	\$4,653.69	\$16,452.03	\$0.00	\$15,205.97	51.97%
001-42115-51162	MEDICARE (EMP)	\$7,404.00	\$1,088.36	\$3,847.71	\$0.00	\$3,556.29	51.97%
001-42115-51164	INSURANCE (HEA/RML)	\$148,334.00	\$10,358.54	\$64,453.62	\$0.00	\$83,880.38	43.45%
001-42115-51165	INSURANCE (DENTAL)	\$9,296.00	\$604.65	\$3,708.69	\$0.00	\$5,587.31	39.90%
001-42115-51172	MEDICARE (OFF)	\$282.00	\$23.50	\$141.00	\$0.00	\$141.00	50.00%
001-42115-51210	OFFICE SUPPLIES	\$1,200.00	\$384.30	\$1,160.86	\$0.00	\$39.14	96.74%
001-42115-51220	OPERATING SUPPLIES	\$2,000.00	\$141.96	\$724.84	\$0.00	\$1,275.16	36.24%
001-42115-51310	PROFESSIONAL SERVICES	\$1,000.00	\$1,238.01	\$2,175.56	\$0.00	(\$1,175.56)	217.56%
001-42115-51312	CERTIFICATION FEES	\$60.00	\$0.00	\$0.00	\$0.00	\$60.00	
001-42115-51327	GUIDES AND CODES	\$350.00	\$0.00	\$384.38	\$0.00	(\$34.38)	109.82%
001-42115-51330	TRAVEL & TRANSPORTATION	\$1,500.00	\$0.00	\$291.92	\$0.00	\$1,208.08	19.46%
001-42115-51335	FUEL REIMBURSEMENT	\$16,500.00	\$3,301.82	\$17,138.49	\$0.00	(\$638.49)	103.87%
001-42115-51336	DEPARTMENT UNIFORMS	\$3,000.00	\$359.93	\$2,435.82	\$0.00	\$564.18	81.19%
001-42115-51380	REPAIRS/MAINTENANCE	\$20,000.00	\$351.03	\$8,980.77	\$0.00	\$11,019.23	44.90%
001-42115-51382	EQUIPMENT & FIXTURES	\$200.00	\$0.00	\$104.97	\$0.00	\$95.03	52.48%
001-42115-51393	TRAINING	\$10,000.00	\$0.00	\$2,514.50	\$0.00	\$7,485.50	25.14%
001-42115-51420	DUES & MEETINGS	\$4,000.00	\$0.00	\$124.66	\$0.00	\$3,875.34	3.12%
001-42115-51457	CELLULAR SERVICE	\$5,100.00	\$0.00	\$0.00	\$0.00	\$5,100.00	
001-42115-51500	EQUIPMENT	\$8,500.00	\$205.50	\$12,093.94	\$0.00	(\$3,593.94)	142.28%
001-42115-51551	VEHICLE	\$15,000.00	\$1,284.22	\$1,599.22	\$0.00	\$13,400.78	10.66%
001-42115-51711	PRINCIPAL ON LEASE PURCHAS	\$14,695.00	\$7,920.00	\$22,613.16	\$0.00	(\$7,918.16)	153.88%
001-42115-51712	INTEREST ON LEASE PURCHAS	\$1,460.00	\$0.00	\$0.00	\$0.00	\$1,460.00	
001-42115-52000	CAPITAL OUTLAY	\$20,000.00	\$2,015.00	\$2,015.00	\$0.00	\$17,985.00	10.08%
	Subtotal SHERIFF(CITY OF WALSENBURG):	\$878,462.00	\$110,711.22	\$438,644.68	\$0.00	\$439,817.32	49.93%

Revenue and Expense Report

Huerfano County

YEAR : 2022 PERIOD : 6 FUND: 001

DEPT: , 42110, 42115, 42120, 42140 SUB-DEPT: All

AS OF : 6/30/2022

ACCOUNT RANGE : 0 - 999999999

Ledger ID	Ledger Description	Current Budget	Current Act	YTD Act	Encumbrances YTD	Remaining	Percent
001	GENERAL FUND						
	EXPENDITURES						
	JAIL						
001-42120-51110	SALARIES (EMP)	\$397,522.00	\$31,042.06	\$167,645.25	\$0.00	\$229,876.75	42.17%
001-42120-51161	OASI (EMP)	\$24,646.00	\$1,924.62	\$10,394.02	\$0.00	\$14,251.98	42.17%
001-42120-51162	MEDICARE (EMP)	\$5,764.00	\$450.13	\$2,430.84	\$0.00	\$3,333.16	42.17%
001-42120-51164	INSURANCE(CCI/CO-OP)	\$108,548.00	\$2,480.46	\$22,780.58	\$0.00	\$85,767.42	20.99%
001-42120-51165	INSURANCE (DENTAL)	\$5,396.00	\$208.97	\$1,418.56	\$0.00	\$3,977.44	26.29%
001-42120-51168	INSURANCE (LIFE)	\$423.00	\$0.00	\$0.00	\$0.00	\$423.00	
001-42120-51210	OFFICE SUPPLIES	\$1,750.00	\$14.24	\$735.67	\$0.00	\$1,014.33	42.04%
001-42120-51220	OPERATING SUPPLIES	\$15,000.00	\$1,704.51	\$9,440.18	\$0.00	\$5,559.82	62.93%
001-42120-51310	PROFESSIONAL SERVICES	\$35,000.00	\$8,850.85	\$60,906.05	\$0.00	(\$25,906.05)	174.02%
001-42120-51311	SEWER/WATER/TRASH	\$1,680.00	\$151.20	\$918.62	\$0.00	\$761.38	54.68%
001-42120-51313	MEALS	\$73,700.00	\$6,125.25	\$38,625.26	\$0.00	\$35,074.74	52.41%
001-42120-51321	TELEPHONE	\$1,500.00	\$172.87	\$979.06	\$0.00	\$520.94	65.27%
001-42120-51336	DEPARTMENT UNIFORMS	\$2,000.00	\$0.00	\$155.76	\$0.00	\$1,844.24	7.79%
001-42120-51363	HOUSE PRISONERS	\$40,000.00	\$5,942.00	\$30,184.78	\$0.00	\$9,815.22	75.46%
001-42120-51370	UTILITIES	\$45,000.00	\$2,750.11	\$16,218.62	\$0.00	\$28,781.38	36.04%
001-42120-51380	REPAIRS/MAINTENANCE	\$20,000.00	\$148.44	\$10,775.81	\$0.00	\$9,224.19	53.88%
001-42120-51381	REPAIRS/REMODELING	\$2,000.00	\$0.00	\$1,643.82	\$0.00	\$356.18	82.19%
001-42120-51393	TRAINING	\$1,000.00	\$0.00	\$630.00	\$0.00	\$370.00	63.00%
001-42120-51500	EQUIPMENT	\$5,000.00	\$319.97	\$2,942.22	\$0.00	\$2,057.78	58.84%
001-42120-51597	INTERNET SERVICE	\$1,410.00	\$105.49	\$631.52	\$0.00	\$778.48	44.79%
001-42120-51602	COMMISSARY	\$9,000.00	\$1,508.21	\$9,324.66	\$0.00	(\$324.66)	103.61%
001-42120-51814	LEASE AGREEMENT	\$2,500.00	\$0.00	\$824.42	\$0.00	\$1,675.58	32.98%
001-42120-52000	CAPITAL OUTLAY	\$15,000.00	\$0.00	\$0.00	\$0.00	\$15,000.00	
	Subtotal JAIL:	\$813,839.00	\$63,899.38	\$389,605.70	\$0.00	\$424,233.30	47.87%
	LAW ENFORCEMENT ASSISTANCE						
001-42140-51426	INTOXILYZER	\$500.00	\$0.00	\$0.00	\$0.00	\$500.00	
	Subtotal LAW ENFORCEMENT ASSISTANCE:	\$500.00	\$0.00	\$0.00	\$0.00	\$500.00	0.00%
	TOTAL EXPENDITURES - :	\$2,579,294.00	\$279,011.51	\$1,355,658.61	\$0.00	\$1,223,635.39	52.56%

