



# CITY COUNCIL

## Regular Meeting Minutes

April 8, 2024

Mayor Drotzmann called the regular meeting to order at 7:00pm. Present were Councilors McCarthy, Barron, Linton, Primmer, Hardin, and Myers. Councilor Peterson's absence was excused. Municipal Judge Cameron Bendixsen (exited at 8:41pm) was in attendance, as well as City Staff to include: City Manager Smith, Assistant City Manager Mark Morgan, City Attorney Rich Tovey, Chief Edmiston, Planning Director Clint Spencer, Finance Director Ignacio Palacios, Court Administrator Jillian Viles, Library Director Mark Rose, and City Recorder Lilly Alarcon-Strong. The pledge of allegiance was given.

### **Presentation- Hermiston School District (HSD) Updates**

HSD Athletic Director Larry Usher gave updates to include: Dance Team's recent triumphs, spring sports, current anticipated graduates of 377 students with graduation being held on June 6<sup>th</sup> at the Toyota Center, Summer School Program partnership with the City through Parks and Recreation to include the Summer Swim Program for elementary school ages children, Kindergarten registration, Fly Up days for students entering Junior High and High School, Board Listening Session, and Drivers Education Program restarting.

Mayor Drotzmann and Councilor Primmer thanked the HSD for providing such important programs such as the Summer Swim and Drivers Education programs and congratulated the Dance Team's victories.

### **Proclamation- Month of the Military Child**

Mayor Drotzmann read the Month of the Military Child aloud and encouraged all to show support to military children.

Applause from all in Council Chambers.

Per Mayor Drotzmann's request, City Recorder Alarcon-Strong stated the City is encouraging City officials and staff to show their support by wearing purple on April 11<sup>th</sup>, taking photos and posting those photos to social media while tagging the Oregon National Guard Child and Youth Program organization that is asking for our support in this effort.

### **Citizen Input on Non-Agenda Items**

None given.

### **Consent Agenda Items**

- A. Committee Vacancy Announcements
- B. Recommend Reappointment of Margaret Saylor to Position #8 of the Planning Commission for a 3-year term ending March 31, 2027.
- C. Recommend Reappointment of Derek Caplinger to Position #9 of the Planning Commission for a 3-year term ending March 31, 2027.
- D. Initiate annexation and comprehensive plan map amendment proceedings 4N2801B Tax Lots 1500, 1502 & 1503 Bankston & Gisi 1900/1940/2180 NE 10th St
- E. Minutes of the March 25th Work Session and Regular Meetings



# CITY COUNCIL

## Regular Meeting Minutes

April 8, 2024

Councilor McCarthy moved and Councilor Myers seconded to approve Consent Agenda items A-E. Motion carried unanimously.

### **Library Design Update**

City Manager Smith presented information (PowerPoint Presentation attached) regarding design updates for the proposed Library remodel.

Mayor Drotzmann stated no action is being requested from the Council regarding this item. The presentation is for the Council to give design feedback to staff and address questions.

City Manager Smith and Library Director Mark Rose answered questions from the Council to include: current safety issues and concerns, safety element designs and functions that are essential to the remodel for patrons and staff, intent of "Makers and Teen Spaces" stating the Makers Space is intended to have items such as copiers and printers and other machines that the public would be able to use as not everyone has access to these items, the Teen Space is intended as a space for teens to congregate while enjoying library resources, staff only areas throughout the building, current and future library staffing, different way to honor those who have previously supported the library as naming bricks will be removed, and more.

Councilor Linton expressed her concern regarding moving forward with the proposed \$4.5 million project, stating she feels that a remodel is unnecessary specifically as the City has been dealing with budget issues and does not feel the City should move forward with the remodel.

City Manager Smith stated the Council already approved a bond to move forward on this remodel as well as other city building updates. The Council will only vote, in the future, to approve a construction contract for this project.

Councilors Primmer, Barron, and McCarthy thanked those involved in the design process stating safety is and has been a concern in the library and the proposed design elements address these concerns, as well as give the library updates that all residents can be proud of. Councilor Barron reminded those in attendance that \$2 million has been pledged to the City from Umatilla County specifically for this project.

### **Public Comment**

Kena West (690 W Sandpiper)- Stated she loves the design as it is very inviting but would recommend that Library staff be more welcoming of people and have all of these spaces available for public use if the City will be spending this amount of money on the remodel. Ms. West stated she is part of a homeschooling group made up of about 50 students, when about 25 of them went to the Hermiston Library they were not made to feel welcome or accommodated; because of this, the group has not returned to the Hermiston Library and instead goes to the libraries in Stanfield and Echo.



# CITY COUNCIL

## Regular Meeting Minutes

April 8, 2024

### **Site selection for locating Pickleball Courts at Theater Sports Park**

City Manager Smith gave information (PowerPoint Presentation attached) regarding the proposed location of pickleball courts at Theater Sports Park.

Councilor Myers and Barron stated the Parks and Recreation Advisory Committee and EOTEC Advisory Committee have tried to help find other locations for this group without success and feel that this new proposed area is a good fit.

### **Public Comment**

Phil Hamm (Pickleball Committee)- Thanked Parks and Recreation Director Brandon Artz for the help he has given to find a new home for the pickleballers, the Hermiston School District for allowing pickleballers to play on their courts, and EOTEC General Manager Al Davis for allowing pickleballers to use EOTEC in the winter and as their temporary new home, and everyone involved in fundraising efforts. Gave information regarding pickleball being one of the most popular played sports, health benefits for those who play, and overall community benefits by having pickleball courts in the community stating competitions and tournaments are held throughout the Country and are in areas such as Backer, Condon, and Tri-Cities. These tournaments bring in people from all over the area who want to play and watch. As displayed, there will also be ADA courts as the pickleballers want to be inclusive to all.

Phil Hamm and Emmett Walker (Pickleball Committee) addressed Council questions, to include: paddles that mitigate noise and selecting a proposed area this is more than the minimum 600ft recommended distance from residential areas, wind screen for courts, making sure courts are accessible to all community members not just the pickleball committee group, sharing maintenance costs with the City for court upkeep, and more.

Council suggestions were made to the Pickleball Committee to include applying for annual TRT funds and finding other ways to recognize donors and supporters instead of using engraved bricks.

After further discussion, Councilor Linton moved and Councilor Primmer seconded to approve authorizing the location for Pickleball Courts at Theater Sports Park. Motion carried unanimously.

Mayor Drotzmann and Councilor Primmer thanked the Pickleball Committee for their work to help provide a great community resource and Councilor Primmer donated funds during the meeting. (applause from the audience)

### **Zencity Survey Update**

City Manager Smith presented, reviewed, and outlined the most recent online survey results conducted by Zencity related to city services (attached).

Mayor Drotzmann stated no action is being requested from the Council regarding this item. The presentation is information only.



# CITY COUNCIL

## Regular Meeting Minutes

April 8, 2024

### **Motion to Rescind Ordinance No. 2352 entitled Business License**

City Manager Smith stated at the last meeting Councilor Linton made a motion to rescind Ordinance No. 2352. Staff asked for additional time to research the uncommon motion and has found that a motion to rescind cannot be used to undo something that has already gone into effect, which this has, effective February 22, 2024. Instead, a motion to direct staff to prepare an ordinance to repeal Ordinance 2352 would be most appropriate.

After Council discussion, Councilor Linton moved to direct staff to prepare an ordinance to repeal Ordinance No. 2352. Hearing no second, the motion failed.

(Judge Bendixsen exited at 8:41pm)

### **February 2024 Financial Report**

Councilor McCarthy moved and Councilor Hardin seconded to accept the February Financial Report as presented by City Manager Smith (attached) after addressing the correction on page 4 of the report. Motion carried unanimously.

### **Committee Reports**

**Parks and Recreation Advisory Committee-** Councilor Myers and McCarthy stated they will meet next week.

**Business License Advisory Committee-** Mayor Drotzmann and Councilor McCarthy stated his Committee met prior to the start of this meeting about business fee recommendations and have decided to formulate a survey for Downtown District business owners and Chambers Members to participate in regarding fees. The Committee will meet again to review these results once they have been collected and thanked those participating in these discussions.

### **Mayor's Report**

Mayor Drotzmann thanked Executive Director Val Hoxie from the Chamber of Commerce, Angela Pursel with KOHU, and all the Hermiston Mayoral Candidates who participated in the Candidate Forum, stating it was a great event with a good turnout and encouraged the public to watch the event on the City's YouTube channel.

### **Council Reports**

Councilor Primmer agreed with Mayor Drotzmann thanking all involved in the forum and stating he learned about the candidates and thanked them for bringing new ideas to the table, as well as thanking State Senate Candidates for their participation as well.

### **Youth Advisory Report**

None present.



# CITY COUNCIL

Regular Meeting Minutes  
April 8, 2024

## **City Manager’s Report**

City Manager Smith spoke regarding:

- The 4<sup>th</sup> and Main restriping project is on hold due to weather conditions
- Civic Leadership Academy will start tomorrow evening. The Academy will focus on Community Engagement. Councilors are encouraged to contact City Recorder Alarcon-Strong to participate.

Planning Director Spencer stated the 2<sup>nd</sup> St Gateway Project is expected to be under construction for the next 90 days and are on track for the 90-day completion date.

## **Recess for Executive Session**

At 8:53pm, Mayor Drotzmann recessed the regular City Council meeting stating the City Council of the City of Hermiston will now meet in Executive Session in the Executive Session Room for the purpose of discussing matters pertaining to litigation with legal counsel.

The Executive Session is held pursuant to ORS 192.660 (2) (h) which allows the Council to meet in Executive Session to consult regarding the legal rights and duties of a public body with regards to current litigation or litigation likely to be filed.

Representatives of the news media and designated staff shall be allowed to attend the executive session. All other members of the audience are excluded. Representatives of the news media are specifically directed not to report on any of the deliberations during the executive session, except to state the general subject of the session as previously announced. No final decision may be made in executive session. At the end of the executive session, the council will return to open session which the audience may attend. The executive session will last approximately 10 mins.

## **Reconvene and Adjournment**

Mayor Drotzmann reconvened and adjourned the City Council meeting at 9:15pm as there was no other business.

SIGNED:

\_\_\_\_\_  
Dr. David Drotzmann, Mayor

ATTEST:

\_\_\_\_\_  
Lilly Alarcon-Strong, CMC, City Recorder



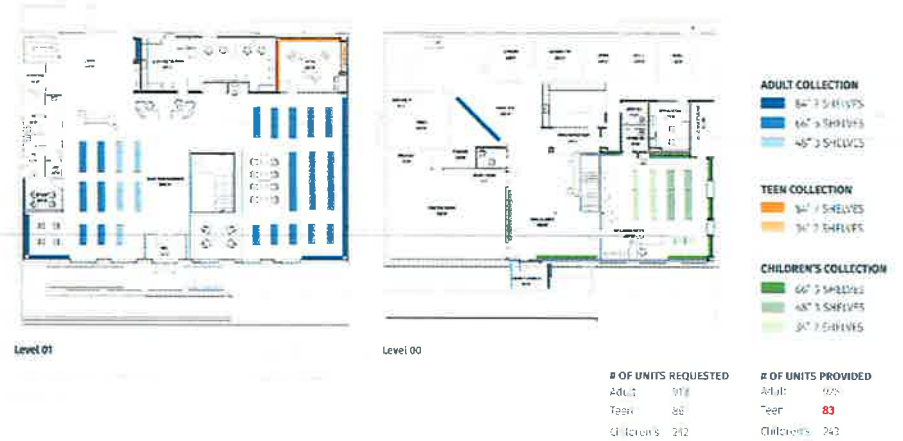
## Design Aspiration

AMPLIFIED LIGHT | REGIONAL PALETTE | ENERGIZED COLOURS | WARM AND WELCOMING | ORGANIC TEXTURE | RESPONSIVE TO COMMUNITY



## Floor Plan Updates

STACK COUNTS



## Main Reading Room View from South Entry

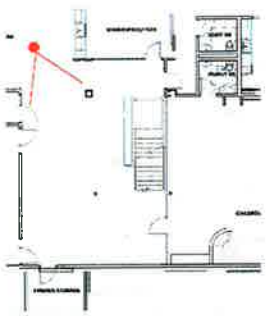


## Main Reading Room View from Service Desk



### Stair + Basement Option 1 - Transparent Glass Window System

VIEW FROM NW STAIR



Metal Cladding



Elevated Acoustic Ceiling Tiles  
1500 x 600 x 120mm  
Acoustic Rating: 0.8



Central Office Fabric  
1500 x 600 x 120mm  
Acoustic Rating: 0.8



Reinforced Oak Core Panels  
1500 x 600 x 120mm  
Acoustic Rating: 0.8



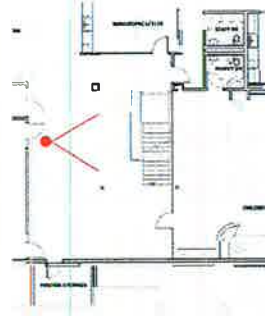
Stair - Three-Part Glazed Glass  
1500 x 600 x 120mm  
Acoustic Rating: 0.8



Reinforced Concrete  
1500 x 600 x 120mm  
Acoustic Rating: 0.8

### Stair + Basement Option 1 - Transparent Glass Window System

VIEW FROM COMPLETION ROOM



Metal Cladding



Elevated Acoustic Ceiling Tiles  
1500 x 600 x 120mm  
Acoustic Rating: 0.8



Central Office Fabric  
1500 x 600 x 120mm  
Acoustic Rating: 0.8



Reinforced Oak Core Panels  
1500 x 600 x 120mm  
Acoustic Rating: 0.8



Stair - Three-Part Glazed Glass  
1500 x 600 x 120mm  
Acoustic Rating: 0.8



Reinforced Concrete  
1500 x 600 x 120mm  
Acoustic Rating: 0.8

### Stair + Basement Option 1 - Transparent Glass Window System

VIEW FROM SW CORNER



Metal Cladding



Elevated Acoustic Ceiling Tiles  
1500 x 600 x 120mm  
Acoustic Rating: 0.8



Central Office Fabric  
1500 x 600 x 120mm  
Acoustic Rating: 0.8



Reinforced Oak Core Panels  
1500 x 600 x 120mm  
Acoustic Rating: 0.8



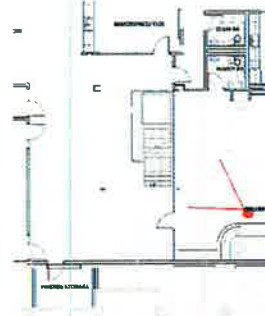
Stair - Three-Part Glazed Glass  
1500 x 600 x 120mm  
Acoustic Rating: 0.8



Reinforced Concrete  
1500 x 600 x 120mm  
Acoustic Rating: 0.8

### Stair + Basement Option 1 - Transparent Glass Window System

VIEW FROM CHILDREN'S READING ROOM



Metal Cladding



Elevated Acoustic Ceiling Tiles  
1500 x 600 x 120mm  
Acoustic Rating: 0.8



Central Office Fabric  
1500 x 600 x 120mm  
Acoustic Rating: 0.8



Reinforced Oak Core Panels  
1500 x 600 x 120mm  
Acoustic Rating: 0.8



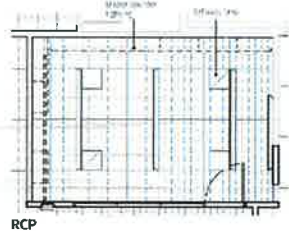
Stair - Three-Part Glazed Glass  
1500 x 600 x 120mm  
Acoustic Rating: 0.8



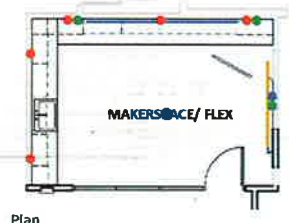
Reinforced Concrete  
1500 x 600 x 120mm  
Acoustic Rating: 0.8



## Maker Space



RCP



Plan



Standard Ply  
External Ply for Panel  
Upper Cabinet/Laminated  
White Maral Teakwood  
Marble in Flooring

## Study Room 4 Person



RCP

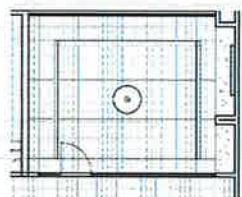


Plan




Cleared Acacia, Dimpled Ply  
Green Ply for Panel  
Copper Thin Stone

## Teen



RCP

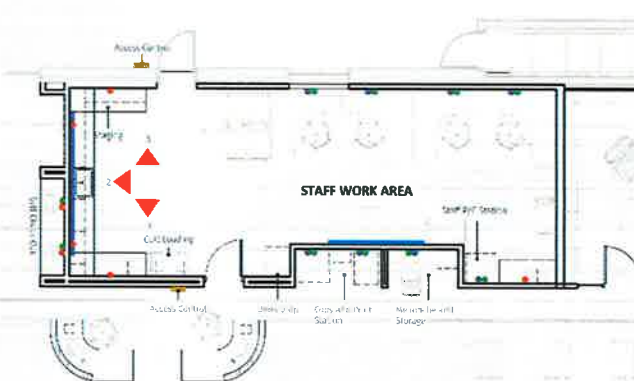


Plan

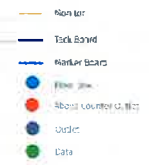


Standard Ply  
Dimpled Ply  
Green Ply for Panel  
Copper Thin Stone

## Staff Workroom + Self Serve Niche



Plan





HEM STON CIVIC RENOVATIONS | DESIGN MEETING • 01/21/2024

### Exterior Option b | City Hall Connection

VIEW - FROM STREET



HEM STON CIVIC RENOVATIONS | DESIGN MEETING • 01/21/2024

### Exterior Option b | City Hall Connection

VIEW OF ENTRY FROM SIDEWALK



HEM STON CIVIC RENOVATIONS | DESIGN MEETING • 01/21/2024

### Exterior Option b.1 | Neutral Base

VIEW OF ENTRY FROM SIDEWALK



HEM STON CIVIC RENOVATIONS | DESIGN MEETING • 01/21/2024

### Exterior Exterior Rear

VIEW OF REAR



## Exterior Night at the Library | Neutral Base

VIEW OF ENTRY FROM SIDEWALK



Where Life is Sweet

### Library Safety Evaluation

Crime Prevention Through Environmental Design (CPTED)	Citizen Response to Active Shooter Event (CRASE)
Natural Surveillance	Avoid – Be aware of surroundings, recognize threat
Natural Access Control	Deny – Close/lock doors/barricade
Territorial Reinforcement	Defend – Any weapon/right to defend
Maintenance and Management	

#### Existing Design (mostly upstairs)

- Cramped/cluttered/dark
- Limited visibility for library staff
- Room split by central office space causing limited visual access on both sides
- Rear entrance/restrooms not in view of front desk
- Very close to front entrance
- No barrier to staff area
- Breakroom is the only possible place to deny or avoid threat



Where Life is Sweet

#### Proposed Design

- Open floorplan
- Increased distance to front door
- Better sightlines
- Centralized stair increases visibility to high traffic areas
- Doors create clear lines between staff/public spaces
- Children's area glass wall increases visibility and lines of sight
- Suggested camera feeds be available to staff on a real-time basis

In summary, it is my opinion, which is based on the principles listed in this report, that the existing library floorplan lacks adequate protection of patrons and staff in many ways. The proposed new floorplan will greatly increase safety and security, allow for reasonable reaction to threats, and create a safe, welcoming environment for our citizens to use and enjoy.



# What Is Pickleball?

## Why is it so Popular?

### What is Pickleball?

Pickleball merges the best aspects of tennis, badminton, and table tennis, played with a specially designed paddle and a perforated plastic ball. It welcomes enthusiasts of every generation and mastery level. The straightforward rules make it an accessible introduction to racket sports, yet it can evolve into a dynamic and competitive contest as players advance in skill, offering both a fun and rigorous test of agility and strategy.

### Why is Pickleball so Popular?

There are many reasons for pickleball's popularity in recent years. Here are just some reasons why the USA Pickleball Association (USAPA) calls the sport, "highly contagious":

#### Welcomes Players of Every Level

The rules of pickleball bear a close resemblance to those of table tennis, making the game highly accessible and quick to pick up. It caters to all levels of experience - from newcomers seeking a leisurely introduction to a fresh sport, to veteran competitors searching for their next athletic challenge. Pickleball has a wide appeal, ensuring everyone has a place on the court.



#### A Game for Connection and Fitness

The compact size of a pickleball court, which is notably smaller than a tennis court, permits the transformation of one tennis court into four pickleball courts. This closeness encourages player interaction, making it simple to engage in conversations during the game. Pickleball is an excellent choice for family bonding or socializing with friends, whether they're long-time buddies or new acquaintances. It seamlessly blends the joy of social engagement with the benefits of an active lifestyle.

#### A Healthy, Active Sport

Pickleball is unmatched when it comes to a holistic workout that benefits both mind and physique. The sport is a fun way to improve balance, quickness, reflex actions, and eye-hand coordination, while being gentler on the body compared to many high-impact activities. It is especially appealing for former tennis players seeking a less strenuous option due to physical constraints like joint issues in the hips, shoulders, or knees.



# HERMISTON PICKLEBALL AT THEATER SPORTS PARK



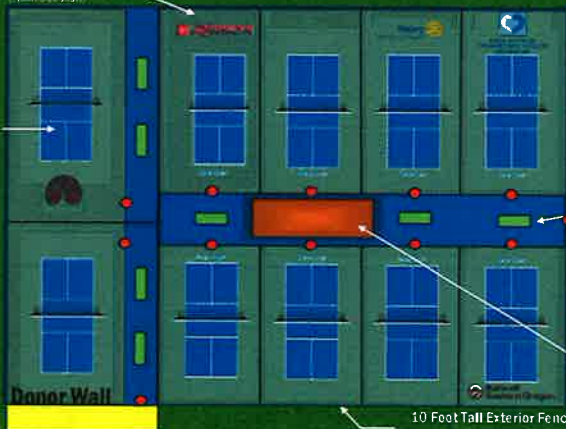
# HERMISTON PICKLEBALL AT THEATER SPORTS PARK



### Donor Court Naming

Example: (Painted in Colors)

USA PB Wheelchair SPEC court ADA access



4 Foot Fencing Separating Each Court +  
• Dedicated court access

Donor Plaza Includes:

- Donor Wall
- Donor Benches
- Donor Pavers

Sail Shade Cover

10 Foot Tall Exterior Fencing to include wind screen

## PICKLEBALL IN HERMISTON

### WHAT?

The Hermiston Pickleball Facility will be a ten (10) court facility, featuring fully lighted courts, designed for year-round use (weather permitting) with a designated ADA accessible / USA PB Wheelchair spec court.

### WHO?

Open to all.

### WHY?

Pickleball is the fastest growing sport in the nation, especially among older adults. In Hermiston, there's a noticeable absence of courts devoted to this sport. Playing pickleball not only promotes a myriad of health advantages but also fosters enriching social connections across generations, from the young to the elderly.

### SUPPORTED BY?

Hermiston's Mayor, City Manager, Parks & Recreation, Hermiston School District, Chamber of Commerce, The Greater Hermiston Community Foundation, Made to Thrive, Good Shepherd Health Foundation, Wildhorse Foundation and many other Pickleball supporters and donors in the region.





# DONOR LEVELS

LEVEL	DONATION**	RECOGNITION
FACILITY NAMING	\$100,000**	Full Facility Naming
PLATINUM	\$50,000**	Individual Court Naming
PREMIERE	\$25,000**	Branding on In-Facility Bench
CHAMPION	\$15,000**	Fence Banner
GOLD	\$10,000	Prominent Recognition Donor Wall
SILVER	\$5,000	Intermediate Recognition Donor Wall
BRONZE	\$2,500	Basic Recognition Donor Wall
ACE	\$1000	Line Listed Donor
PADDLE PRO	\$500	Corporate Brick Paver
DINK DEVOTEE	\$100	Family Brick Paver

\*\*Through a generous partnership with The Bank of Eastern Oregon a three (3) or five (5) year payment option is available to donors with signed contribution contract.



# DONOR RECOGNITION



**Court Naming**  
(Logo on Court and Plaque on Fence)

**Custom Donor Bench**



**Donor Wall**  
(Example)



**Brick Pavers**

# COST & TIMELINE

AMENITY	COST
Site Prep	\$42,840
Concrete	\$171,360
Fencing	\$59,560
Net Support System	\$17,850
Acrylic Court Surface for 10 Courts	\$42,268
Wind Screen (Noise Reduction)	\$6,680
Complex Lighting	\$68,425
Landscaping and Irrigation	\$13,105
Engr./Permitting/Project Management	\$94,637
Parking Area	\$50,000
Contingency	\$54,700

**Budget Total for 10 Pickleball Courts \$621,425**

Summer 2024 Fundraising	Summer 2025 Grand Opening
Winter 2024 Construction	Summer 2025 1 <sup>st</sup> Annual Hermiston Summer Classic



# PICKLEBALL FUNDRAISING



## DONATIONS CAN BE MADE TO:

**GREATER HERMISTON COMMUNITY FOUNDATION**  
975 SE 4<sup>th</sup> Street  
Hermiston, OR 97838  
Memo: Pickleball

## FOR MORE INFO CONTACT:

**Phil Hamm or any Committee Member**

PICKLEBALL FUNDRAISING COMMITTEE		
Phil Hamm	pbhamm715@gmail.com	(541) 561-4724
Brandon Artz	bartz@hermiston.gov	(541) 667-5018
Tim Dewald	tims612@gmail.com	(541) 571-3365
Anna Francis	francisranch54@gmail.com	(541) 314-8525
Janice Gibbs	jzgibbs@msn.com	(541) 571-3272
John Liebe	jmliebe@charter.net	(541) 701-5057
Craig Lockwood	craiglockwood@packagingcorp.com	(541) 701-5070
Douglas Minton	dminton082@gmail.com	(541) 561-6064
Mike Turner	mikeeturner@icloud.com	(541) 922-8851
Emmett Walker	emmettwalker0282@msn.com	(978) 766-6991




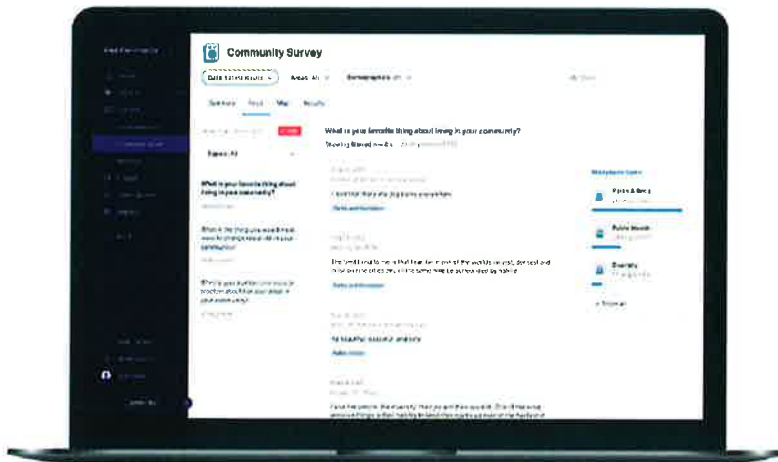


# Hermiston, OR

# Community Survey

## October 2023 - January 2024

Powered by  Zencity



### The Zencity Community Survey

A recurring survey that never stops running, the Zencity Community Survey measures how satisfied residents are with their community and with local government-provided services and allows officials to compare these scores over time and against a cohort of similar communities.



## Survey Methodology

492 respondents were digitally recruited (e.g. over social media, mobile apps, local websites, and survey panels) between October 2023 - and January 2024. An additional 2 responses were collected through the city's distribution efforts which were used to supplement the Zencity-recruited responses for free-text questions. Zencity built a representative sample by matching respondent data to the U.S. Census Bureau's race, ethnicity, age, and gender distributions in Hermiston, OR. Finally, rake-weighting was applied as a statistical safeguard to balance out any remaining discrepancies in distribution, so no demographic group is overrepresented or underrepresented in the final score.

## Score Calculation

The overall satisfaction score is calculated by averaging how each resident rated quality of life and community characteristics on a numeric scale (1-5), and classifying this average as satisfied, neutral, or not satisfied. The resulting score, then, is the weighted percentage of residents who gave an overall satisfied rating.

Zencity Community Survey

Hermiston, OR  
October 2023 - January 2024

Powered by  
 Zencity

# Overall Satisfaction

The overall satisfaction score is calculated from the questions in the two main sections of the survey: general quality of life and satisfaction with different characteristics of life in your community.

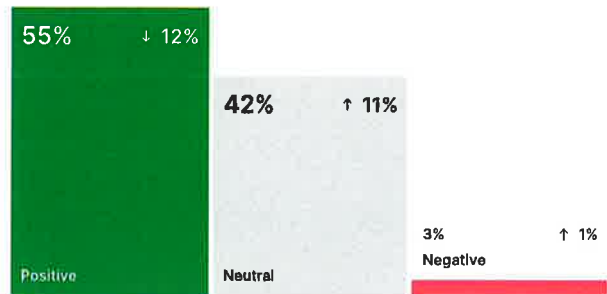
We take the average of these questions, then classify the score as positive (3+), neutral (1.5 to <3), or negative ( $\leq 1.5$ ). The percentages represent the percent of respondents in each category.

If you have a previous cycle, the up (↑) and down (↓) arrows will show the change in percentage points.

# 55%

of 492 surveyed residents are satisfied with life in Hermiston

↓ 12% vs. previous cycle



## These are the main measures of satisfaction in your community

The bars on the right show the proportion of responses that are positive (4 or 5), neutral (3), or negative (1 or 2). The percentages show the percent in the positive category.

We take the average of the Community Characteristics, then classify the score as positive (3+), neutral (1.5 to <3), or negative (≤1.5). The percentages represent the percent of respondents in each category.

If you have a previous cycle, the up (↑) and down (↓) arrows will show the change in percentage points.

QUESTION	RESIDENT SATISFACTION
How is the overall quality of life in Hermiston?	38% • ↓ 12%
How likely are you to recommend Hermiston as a place to live?	38% • ↓ 6%
How likely are you to be living in Hermiston 5 years from now?	57% • ↓ 4%
Average rating from the Community Characteristics questions	45% • ↓ 11%

# Demographic Breakdown

Smaller sample sizes can lead to unreliable estimates. For this reason, we hide scores for groups under 30 respondents.

For groups between 30 and 49 respondents, we highlight the small sample size using an asterisk (\*). Use these scores with caution.

DEMOGRAPHIC	GROUP	SCORE	N	DEMOGRAPHIC	GROUP	SCORE	N
Age	18-34	43%	78	Gender	Female	55%	306
Age	35-54	54%	114	Gender	Male	56%	179
Age	55+	71%	279	Income	\$49,999 or less	65%	134
Education	High school degree or less	54%	125	Income	\$50,000-\$149,999	46%	234
Education	Some college or college degree	58%	298	Income	\$150,000 or more	46%	62
Education	Higher education degree	48%	53				
Ethnicity	Hispanic/Latino	61%	53				
Ethnicity	White	54%	412				



# Life in Hermiston

The bars show the percent of respondents who reported positively (4 or 5) in response to questions about community characteristics.

We also display the percent of respondents who were neutral (3, shown with a gray dot) or negative (1 or 2, shown with a red dot).

COMMUNITY CHARACTERISTIC	SATISFACTION SCORE			CHANGE	KEY
Ease of getting around by foot	48%	28%	25%	↓ 5% ↑ 2%	<p>● POSITIVE ● NEUTRAL ● NEGATIVE</p> <p>↓ ↑ CHANGE IN POSITIVE SCORE ↓ ↑ CHANGE IN NEGATIVE SCORE -- NO DATA FOR PREVIOUS CYCLE</p> <p>The 'Change' column shows the percentage point changes in positive and negative scores from the previous cycle. In addition, questions with the largest changes above 5% are highlighted.</p>
<b>Acceptance of residents of all backgrounds</b>	44%	23%	34%	↓ 4% ↑ 12%	
Quality of waste and recycling services	42%	33%	25%	↓ 6% ↑ 3%	
Ease of getting around by bicycle	41%	28%	31%	↓ 7% ↑ 3%	
<b>Access to quality education</b>	40%	31%	29%	↓ 8% ↑ 11%	
<b>Quality of parks and recreational amenities</b>	40%	30%	30%	↓ 12% ↑ 11%	
Overall cleanliness and maintenance	38%	28%	33%	↓ 1% ↑ 5%	
<b>Sense of community among residents</b>	37%	28%	35%	↓ 4% ↑ 8%	

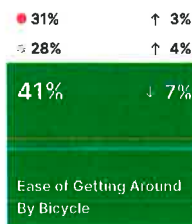
COMMUNITY CHARACTERISTIC	SATISFACTION SCORE	CHANGE	KEY
Overall quality of services provided by Hermiston	34% 41% 24%	↓ 7% ↑ 4%	<b>KEY</b> ● POSITIVE ● NEUTRAL ● NEGATIVE  ↓ ↑ CHANGE IN POSITIVE SCORE ↓ ↑ CHANGE IN NEGATIVE SCORE - NO DATA FOR PREVIOUS CYCLE  The 'Change' column shows the percentage point changes in positive and negative scores from the previous cycle. In addition, questions with the largest changes above 5% are highlighted.
Access to quality health care services	34% 37% 28%	↓ 2% ↓ 3%	
<b>Sense of overall safety</b>	30% 31% 39%	↓ 9% ↑ 17%	
<b>Availability of jobs that pay a living wage</b>	27% 31% 42%	↓ 7% ↑ 13%	
<b>Ability of residents to give input to the Hermiston government</b>	27% 29% 43%	↑ 1% ↑ 11%	
Ease of getting around by public transportation	23% 31% 46%	↑ 2% ↑ 4%	
Availability of a variety of art and cultural events	15% 27% 58%	↓ 3% ↑ 8%	
Availability of affordable housing	11% 26% 63%	↓ 4% ↑ 10%	

### The ratings residents gave these parts of life showed a connection to their overall satisfaction

In order to appear here, a characteristic must a) demonstrate a strong correlation with how residents rated their overall satisfaction and b) receive a notably high or low satisfaction score

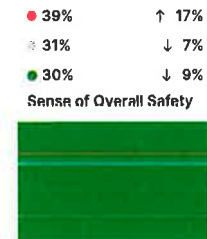
#### Maintain

High-scoring characteristics with strong correlation to overall satisfaction



#### Focus on

Low-scoring characteristics with strong correlation to overall satisfaction



# Strengths

This community characteristic was selected because it had a high correlation with satisfaction AND received a notably high score.

The percentages shown indicate the percent of respondents who responded positively (4 or 5). The bars indicate the proportion of respondents who were positive, neutral (3), or negative (1 or 2).

For groups between 30 and 49 respondents, we highlight the small sample size using an asterisk (\*). Use these scores with caution.

# 41%

of residents are satisfied with the ease of getting around by bicycle

↓ 7% vs. previous cycle



Neutral  
**28%** • ↑ 4%

Dissatisfied  
**31%** • ↑ 3%

AGE



INCOME



GENDER



# In Focus

This community characteristic was selected because it had a high correlation with satisfaction AND received a notably low score.

The percentages shown indicate the percent of respondents who responded positively (4 or 5). The bars indicate the proportion of respondents who were positive, neutral (3), or negative (1 or 2).

For groups between 30 and 49 respondents, we highlight the small sample size using an asterisk (\*). Use these scores with caution.

# 30%

of residents are satisfied with the sense of overall safety

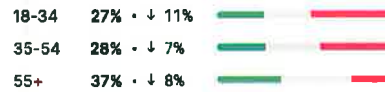
↓ 9% vs. previous cycle



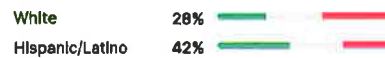
Neutral  
**31%** ↓ 7%

Dissatisfied  
**39%** ↑ 17%

AGE



RACE/ETHNICITY



GENDER





# Community Benchmark

## How we compare Hermiston, OR to other similar communities

Residents from more than 1,000 communities across the United States have participated in Zencity's Community Surveys. We use the combined results from these surveys to produce our benchmark estimates. By averaging across respondents from dozens or hundreds of different communities, it's possible to arrive at a picture of what the results for a "typical" community in that cohort look like. This offers a way to compare your results- particularly strengths and areas for improvement- within a greater context. Each community running a Community Survey with Zencity receives a customized community benchmark cohort that reflects its unique characteristics.

First, the cities, towns, and counties in the United States are allocated into cohorts using variables such as population size, geography, density, and demographics to group similar communities together. Then, each cohort's benchmarks are calculated using the same scoring methodology outlined in the Survey Methodology section. Finally, since recruitment methods can differ slightly according to the needs of each community, cohort benchmarks are adjusted accordingly to match the exact distribution of recruitment methods.

### These are some of the communities represented in your cohort

**Density** is calculated by people per square mile of land area.  
**Diversity** is measured by percentage of people who are not in the largest race or ethnicity group.  
**Median income** is the median annual dollars of income per household.

COMMUNITY NAME	TOTAL POP	DENSITY	DIVERSITY	MEDIAN INCOME (\$)
Hermiston, Oregon	17,512	2,114	14.01%	\$58,341
Woodburn, Oregon	26,008	4,439	22.72%	\$52,251
Klamath Falls, Oregon	21,509	1,068	7.81%	\$40,783
Happy Valley, Oregon	22,049	1,905	23.47%	\$124,381
Monmouth, Oregon	10,411	4,789	12.40%	\$47,585
Wilsonville, Oregon	24,413	3,251	10.85%	\$72,541

The data displayed on this page was sourced from the U.S. Census Bureau's 2020 Census of Population and Housing.

+ more communities with similar characteristics

### The overall resident satisfaction in Hermiston is lower than its cohort.

**55%** Hermiston  
**77%** Cohort  
**78%** National

- Hermiston
- Cohort
- ▲ National

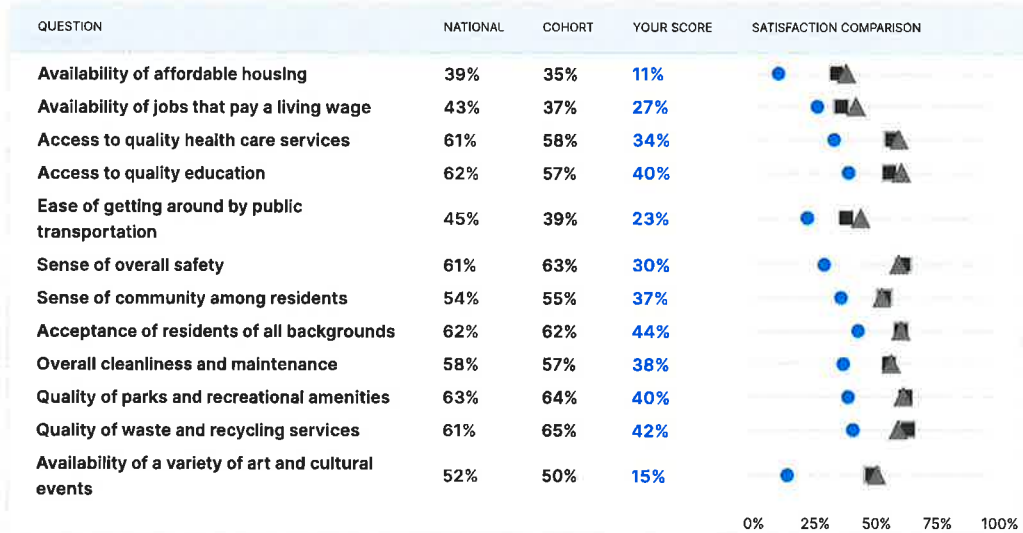
QUESTION	NATIONAL	COHORT	YOUR SCORE	SATISFACTION COMPARISON
How is the overall quality of life in Hermiston?	64%	63%	38%	
How likely are you to recommend Hermiston as a place to live?	62%	59%	38%	
How likely are you to be living in Hermiston 5 years from now?	63%	67%	57%	

0% 25% 50% 75% 100%

### Satisfaction with Life in Hermiston, OR

Breakdown by characteristic

- Hermiston
- Cohort
- ▲ National



# Free-Text Responses



### What residents love

Question: What is your favorite thing about living in Hermiston?



### What residents want changed

Question: What is the one thing you would change in Hermiston?



# Rotating Survey Section

The rotating survey section focuses on one issue per survey cycle and can be updated as new areas of interest emerge.



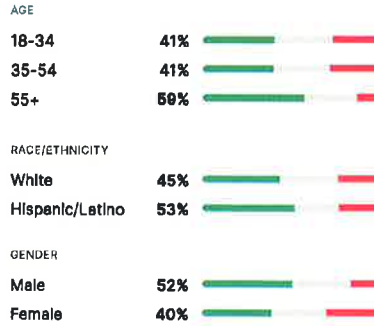
**46%**

of residents feel safe in their neighborhood.



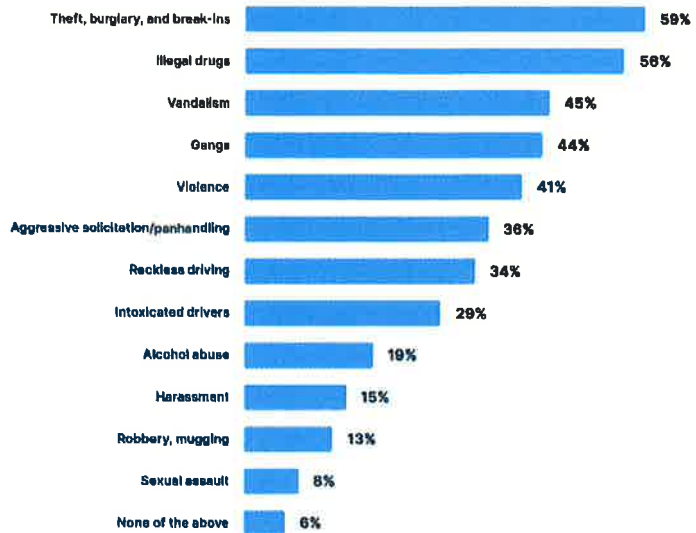
Neutral **30%**      Dissatisfied **24%**

The question: How safe do you feel in your neighborhood?



**59%**

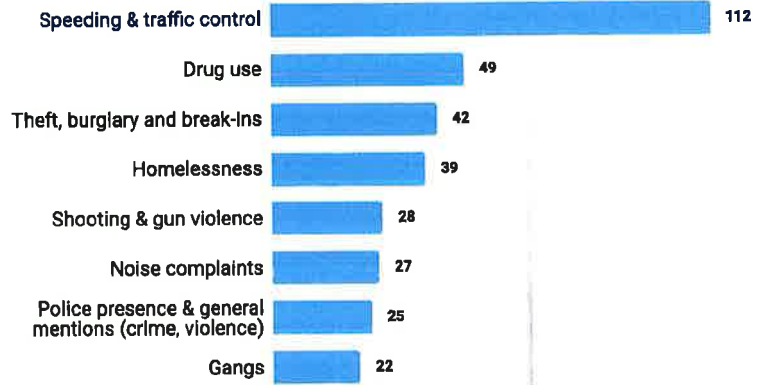
of respondents think that **theft, burglary, and break-ins** are a major problem in Hermiston.



The question: Which of the following do you think are currently a major problem in Hermiston?

## 112

respondents think that **speeding and traffic control** is the number one issue in their neighborhood the police department should address.



The question: What is the number one issue or problem in your neighborhood that you would like the police department to deal with?

# The Questionnaire

Section 1  
**General  
Satisfaction**

QUESTIONS	CHOICES
How is the overall quality of life in Hermiston? *	1 - 5 Scale (Poor - Excellent)
How likely are you to recommend Hermiston as a place to live? *	1 - 5 Scale (Very unlikely - Very likely)
How likely are you to be living in Hermiston 5 years from now? *	1 - 5 Scale (Very unlikely - Very likely)
What is your favorite thing about living in Hermiston?	Open Ended
What is the thing you would most want to change about life in Hermiston?	Open Ended

Section 2  
**Community  
Characteristics**

QUESTIONS
Availability of affordable housing
Availability of jobs that pay a living wage
Access to quality health care services
Access to quality education
Availability of a variety of art and cultural events
Ease of getting around by public transportation
Ease of getting around by bicycle
Ease of getting around by foot
Sense of overall safety

QUESTIONS
Sense of community among residents
Acceptance of residents of all backgrounds
Ability of residents to give input to the Hermiston government
Overall cleanliness and maintenance
Quality of parks and recreational amenities
Quality of waste and recycling services
Overall quality of services provided by Hermiston

Section 3  
**Rotating  
Survey Section**

QUESTIONS	CHOICES
How safe do you feel in your neighborhood? *	1 - 5 Scale (Very unsafe - Very safe)
Which of the following do you think are currently a major problem in Hermiston?	Violence / Vandalism / Theft, burglary, and break-ins / Gangs / Harassment / Alcohol abuse / Illegal drugs / Robbery, mugging / Sexual assault / Aggressive solicitation/panhandling / Reckless driving / Intoxicated drivers / None of the above
What is the number one issue or problem in your neighborhood that you would like the police department to deal with?	Open Ended

Section 4  
**Demographics**

QUESTIONS	CHOICES
In what year were you born? *	Open Ended
Which of the following do you identify as? *	Male / Female / Prefer to self-describe
Please state the gender you identify as.	Open Ended
Which one of these statements best describes your current situation? *	Full-time employed / Part-time employed / Unemployed / Student / Apprentice/intern / In retirement or early retirement / Permanently disabled / Fulfilling domestic tasks or looking after children/family / Prefer not to say / Other
Are you of Hispanic, Latino, or Spanish origin? *	Yes / No / Prefer not to say
What is your race? *	White / Black or African American / American Indian or Alaska Native / Asian / Native Hawaiian, Samoan, Chamorro, or other Pacific Islander / Prefer not to say / Other
Is your home: *	Owned by you or someone in your household, with or without a mortgage or loan? / Rented? / Occupied without payment of rent? / Prefer not to say

Section 4  
**Demographics**

QUESTIONS	CHOICES
<b>What is the highest level of school you have completed or the highest degree you have received? *</b>	Less than a high school diploma / High school graduate or GED / Some college but no degree / Associate degree in college / Bachelor's degree (For example: BA, AB, BS) / Master's degree (for example: MA, MS, MBA) / Professional School Degree (for example: MD, DDS, DVM, LLB, JD) / Doctorate degree (for example: PhD, EdD) / Prefer not to say
<b>Do any children under the age of 18 live in your household at least half of the time? *</b>	Yes / No / Prefer not to say
<b>Were you born in the United States? *</b>	Yes, born in the United States / No, born outside the United States / Prefer not to say
<b>Which category best represents your household's total income over the past year? *</b>	\$14,999 or less / \$15,000-\$29,999 / \$30,000-\$49,999 / \$50,000-\$74,999 / \$75,000-\$99,999 / \$100,000-\$124,999 / \$125,000-\$149,999 / \$150,000-\$199,999 / \$200,000-\$299,999 / \$300,000 or more / Prefer not to say







## General Fund

- Monthly Revenues are slightly above projections
- Annual Revenues are ahead of projections by 4.5%



## General Fund

- Monthly Expenses below projections by 58%
  - Due to moving design related activities (~\$400,000) to capital categories
- Annual Expenses 5.8%



## Capital Projects

- Lead and Copper testing – 90% completed with no lead present
- McDonalds/395 Sewer Main Replacement – Contractor Completing Punchlist Items
- AWS Related Projects – All on schedule to begin work shortly



## Capital Projects

- Teen Adventure Park – Open to public use; May 11 ribbon cutting/skatefest



Discussion

Questions?

*Where Life is Sweet™*