

# PUBLIC SAFETY COMMITTEE MEETING

---

July 25, 2022

Chief Edmiston called the meeting to order at 6:15PM. Councilors Hardin, Myers, and Barron were present. Councilor Primmer was excused. Staff in attendance was: Assistant City Manager Mark Morgan, Captains Travis Eynon and Scott Clark, Lieutenant Robert Guerrero, Patrol Sergeant Bryan Maess, Patrol Corporal William Golter, Patrol Officer's Nicolas Wallis, Derrick Williams, and Christian Jackson, Communications Manager Amanda Hartsteen, Records Specialist Liliana Gomez, and City Recorder Lilly Alarcon-Strong.

## **Introductions and Personnel Updates**

Hermiston's Police Department (HPD) Chief Edmiston, introduced members of HPD who were in the audience, and gave personnel updates to include:

- HPD is down 6 of the 30 allotted police officer positions
  - Four out with injuries
  - One at the academy, and
  - One vacancy left by School Resource Officer Carlos Balli

Chief Edmiston spoke regarding the difficulty there is in recruiting people to this profession as many law enforcement professions are retiring or getting out of the profession entirely, as well as the continued frustration with the police academy in Salem.

## **2<sup>nd</sup> Quarter Activity Report**

Chief Edmiston reviewed the 2<sup>nd</sup> quarter activity report (attached) and stated calls for service are up 6% from last year; traffic stops are up 20% from last year despite the shortage of police officers on each shift; total arrests are up 37% from last year and misdemeanor arrests are up 43%. This is almost entirely attributed to huge spikes in shoplifting as Larceny is up 54%, however, Burglary is down 39% from last year. Aggravated assault is up 171% from last year as officers are dealing with a much more aggressive and violent public as controlled substance abuse and mental illness are the two biggest contributors to this. There has been a significant increase of transient related activity; on day shift alone, 38% of all calls for service are transient related compared to 21% last year at this time. Unfortunately, legislative changes make many of these statistics worse.

## **Big 3 Synopsis**

Chief Edmiston stated this is the 8th year HPD has taken a look at the three highly litigious items facing a city with a police force which are: complaints, pursuits, and uses of force. This review looks at these categories fiscally rather than a calendar year.

**Complaints** – HPD received 2 complaints with a total of 7 allegations. 86% of the allegations were unfounded and 14% was exonerated. The use of body cameras in 2014 has helped tremendously in this category.

**Pursuits** –Last year HPD was involved in 11 pursuits lasting an average of 9.92 minutes. It is very rare that pursuits take this long and as the average duration of a pursuit is adversely impacted by two pursuits in particular: one pursuit of a robbery and strangulation suspect at 2:00 AM lasted 45 minutes. The other pursuit lasted 22 minutes and involved a subject wanted by the US Marshals. If HPD removed both of these pursuits, our average duration would be 4.7 minutes. A pursuit is initiated in less than ¼ of 1% of all HPD's traffic stops.

# **PUBLIC SAFETY COMMITTEE MEETING**

---

July 25, 2022

Use of Force – HPD reviews every use of force and is very critical of itself to consider a use of force. HPD considers anything other than compliant handcuffing to be a use of force; because of this, HPD's use of force numbers may seem inflated. Last year HPD used force 19 times in less than 2% of total arrests. Of those: 79% of the combatants were male, 58% were between the ages of 26-35, and 58% of the combatants were Caucasian.

Chief Edmiston stated the police departments training budget has increased 90%, from \$26,000 per year to \$49,500 per year, since City Manager Smith was hired in 2014. HPD is grateful for City Manager Smith's leadership and proving the HPD with what it needs.

## **Municipal Court Update**

Court Administrator Jillian Viles presented the 1<sup>st</sup> and 2<sup>nd</sup> Quarter Municipal Court Report (attached) to the Council, to include: staff turnover, the new processes in place to be more structured and efficient, revenues and collection agency processes that are now being utilized, going paperless with the new software system, and how proud she is of the work court staff is doing.

## **Past/Upcoming Events**

- National Night Out – August 2nd @ 5:30 PM at the front of the PD/Fire
- Umatilla County Fair Parade – August 6th
- Umatilla County Fair and Rodeo – August 9th – 13th
- City Employee Pool Party – August 18th
- Faith and Blue Weekend – October 8<sup>th</sup>- planning for this event continues and more information will be supplied at a later date

After Chief Edmiston and Court Administrator Viles addressed questions from the Council, Councilor Hardin thanked both the Police and Court Departments for their department's efforts making Hermiston a great place to live.

## **Adjournment**

There was no other business and the meeting was adjourned at 6:42pm.

# HERMISTON POLICE DEPARTMENT



## Mission Statement

*Without fear or favor and in partnership with our diverse community, we will create and maintain a safe environment with the reduction of crime through problem-oriented and community-based policing strategies. The quality of life for those we serve takes precedent over our individual needs.*

## 2<sup>nd</sup> QUARTER ACTIVITY REPORT

2022

### Hermiston Police Department 2013-2022 Patrol Stats - January through March

Incident Type	2013	2014	2015	2016	2017	2018	2019	2020	2021	Avg	Normal Range	2022	% Change Avg-'22	% Change '21-'22
<b>Total Incidents</b>	12056	11719	11565	11521	10412	11326	11067	10686	10704	11228	10908-11549	10864	-3%	2%
<b>Calls for Service</b>	7217	6985	4998	5063	5124	5620	5809	5076	5400	5699	5417-5981	5728	1%	6%
<b>Officer Initiated Activity</b>	4839	4734	6567	6458	5288	5706	5258	5610	5304	5529	5343-5716	5136	-7%	-3%
<b>Traffic Stops</b>	2761	2148	3260	3363	2211	2249	2484	2825	2126	2603	2350-2856	2553	-2%	20%
<b>Case Investigations</b>	1279	1372	1671	1579	1496	1648	1678	1118	1235	1453	1230-1676	1438	-1%	16%
<b>Total Arrests</b>	693	630	722	728	622	608	674	385	389	606	482-729	531	-12%	37%
<b>Misdemeanor Arrests</b>	478	434	557	561	437	437	495	249	284	437	341-533	405	-7%	43%
<b>Felony Arrests</b>	215	196	165	167	185	171	179	136	105	169	138-199	126	-25%	20%
<b>Total Citations</b>	3068	2807	3384	3315	2738	2909	3158	2589	1776	2860	2392-3329	2335	-18%	31%
<b>POPULATION</b>	16995	17240	17345	17520	17730	17985	18200	18775	19354			19696		

<u>Incident Type</u>	2013	2014	2015	2016	2017	2018	2019	2020	2021	Avg	Normal Range	2022	% Change Avg-'22	% Change '21-'22
Homicide	0	0	1	0	1	1	0	2	2	1	0-2	0	100%	100%
Rape	2	1	3	1	1	5	3	4	5	3	0-2	3	0%	-40%
Robbery	5	7	2	0	1	5	4	5	4	4	2-5	4	0%	0%
Aggravated Assault	3	4	7	13	16	20	12	8	7	10	5-15	19	90%	171%
Burglary	51	42	29	24	25	51	39	26	36	36	26-45	22	-39%	-39%
Larceny	272	204	224	230	167	228	226	148	171	208	175-241	263	26%	54%
Auto Theft	28	10	27	17	23	21	22	17	14	20	17-23	25	25%	79%
Arson	1	2	1	0	1	0	1	4	2	1	0-3	0	100%	100%
<b>TOTAL</b>	<b>362</b>	<b>270</b>	<b>294</b>	<b>285</b>	<b>235</b>	<b>331</b>	<b>307</b>	<b>214</b>	<b>241</b>	<b>282</b>	<b>237-327</b>	<b>336</b>	<b>19%</b>	<b>39%</b>
<b>TOTAL VIOLENT</b>	<b>10</b>	<b>12</b>	<b>13</b>	<b>14</b>	<b>19</b>	<b>31</b>	<b>19</b>	<b>19</b>	<b>18</b>	<b>17</b>	<b>12-22</b>	<b>26</b>	<b>53%</b>	<b>44%</b>
<b>TOTAL PROPERTY</b>	<b>352</b>	<b>258</b>	<b>281</b>	<b>271</b>	<b>216</b>	<b>300</b>	<b>288</b>	<b>195</b>	<b>223</b>	<b>265</b>	<b>223-307</b>	<b>310</b>	<b>17%</b>	<b>39%</b>

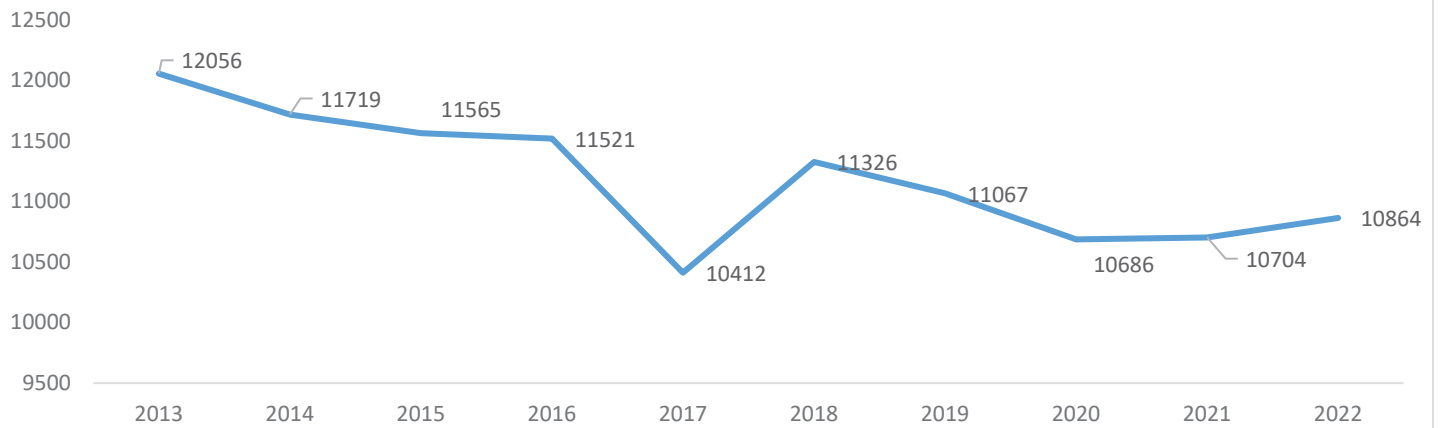
<b>POPULATION</b>	16995	17240	17345	17520	17730	17985	18200	18775	19354
-------------------	-------	-------	-------	-------	-------	-------	-------	-------	-------

19696
-------

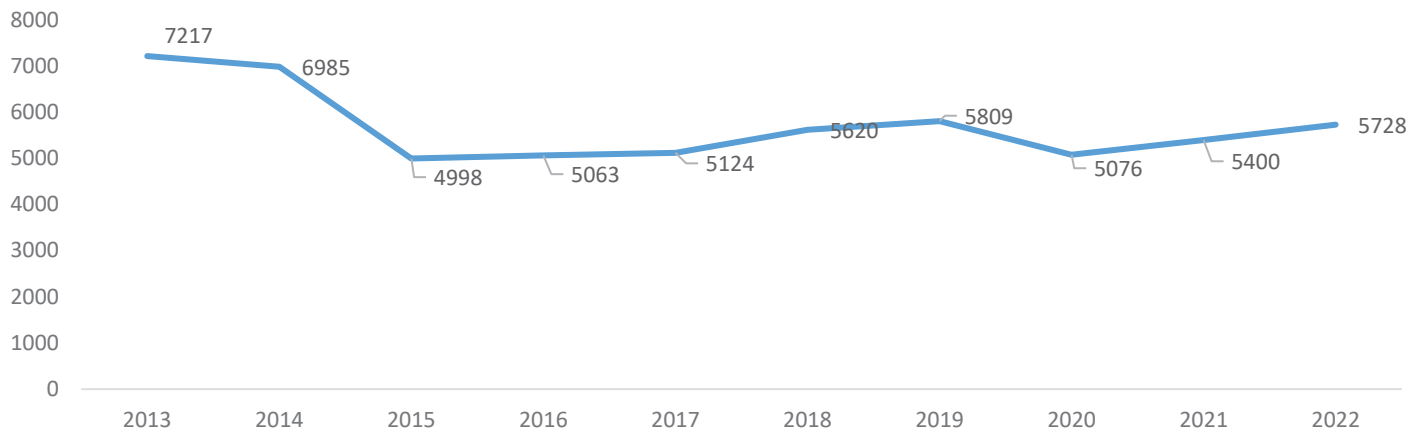
## Hermiston Police Department 2013-2022 Crime Stats

January through June 10-year Trends

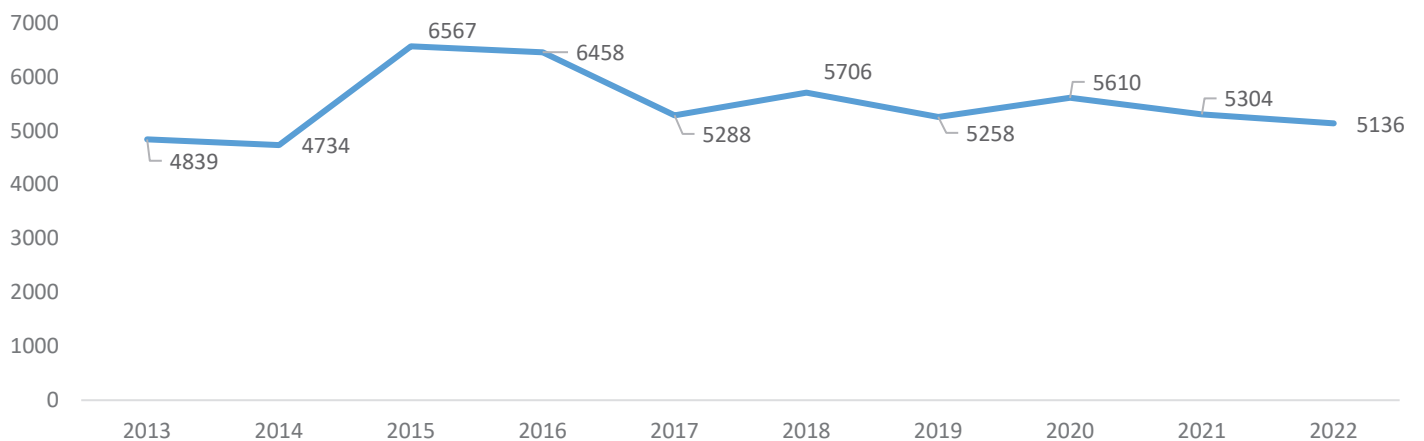
### Total Incidents



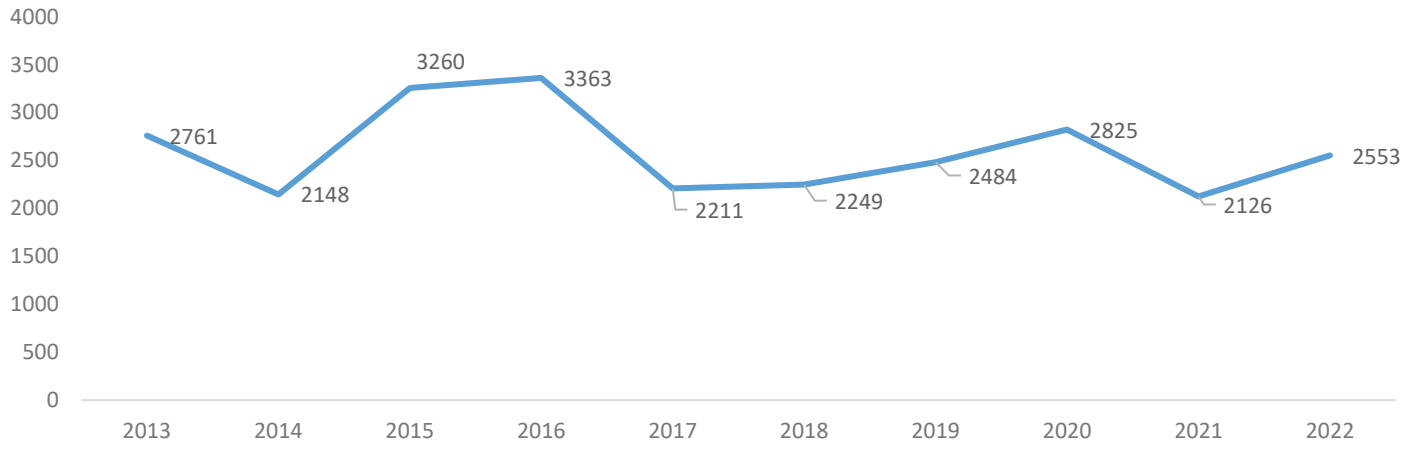
### Calls for Service



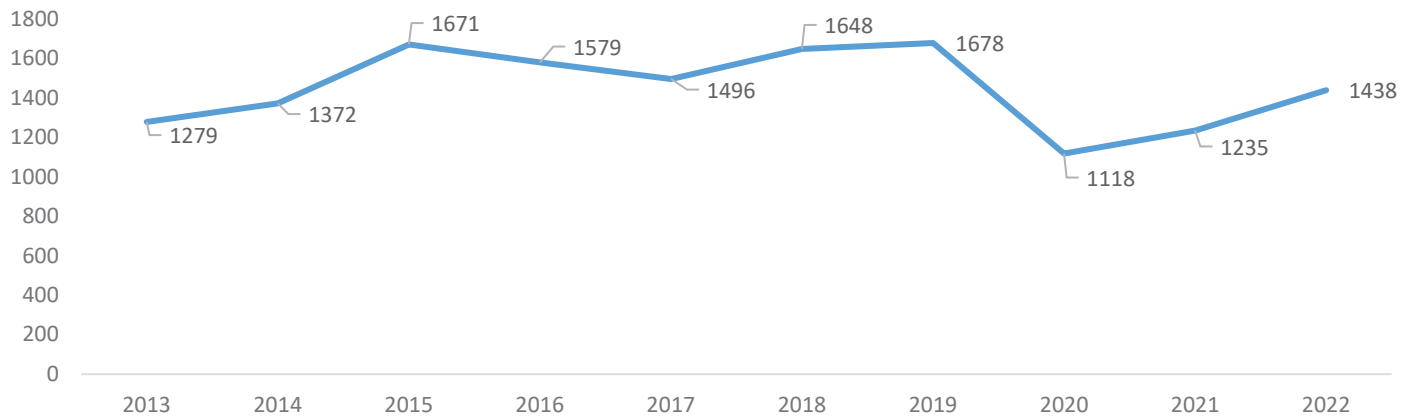
### Officer Initiated Activity



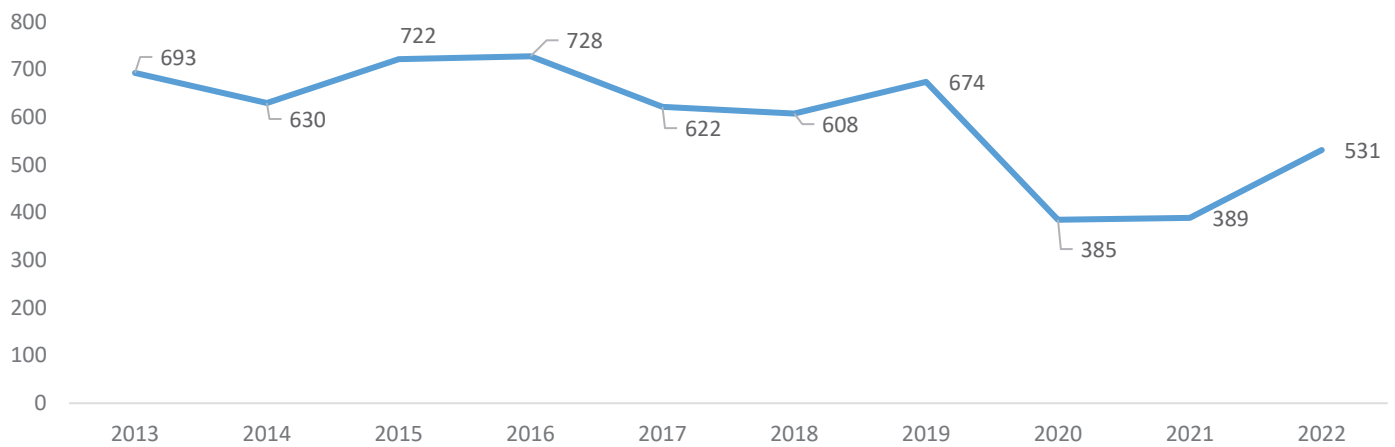
### Traffic Stops



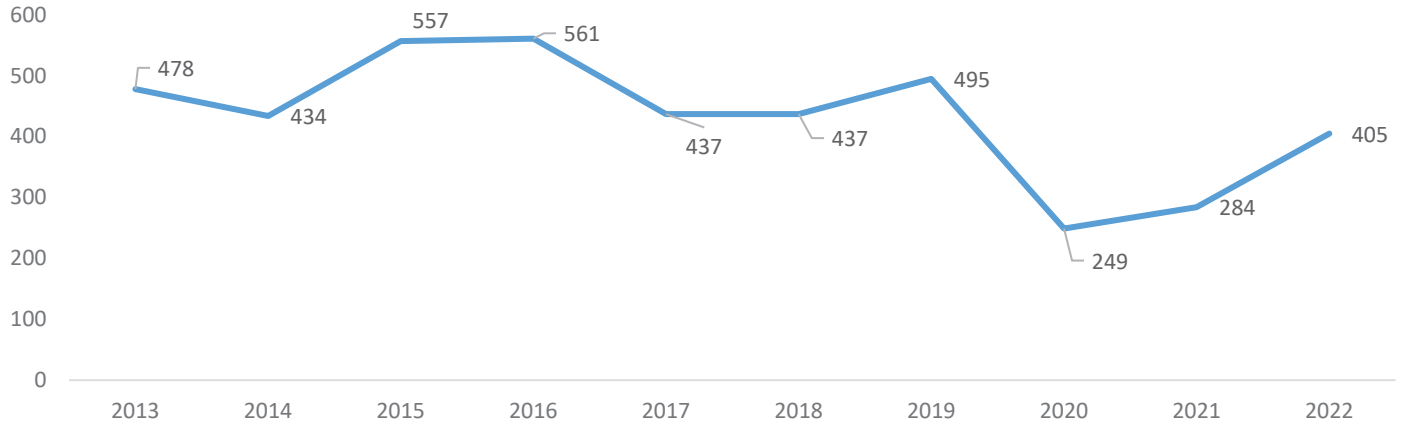
### Case Investigations



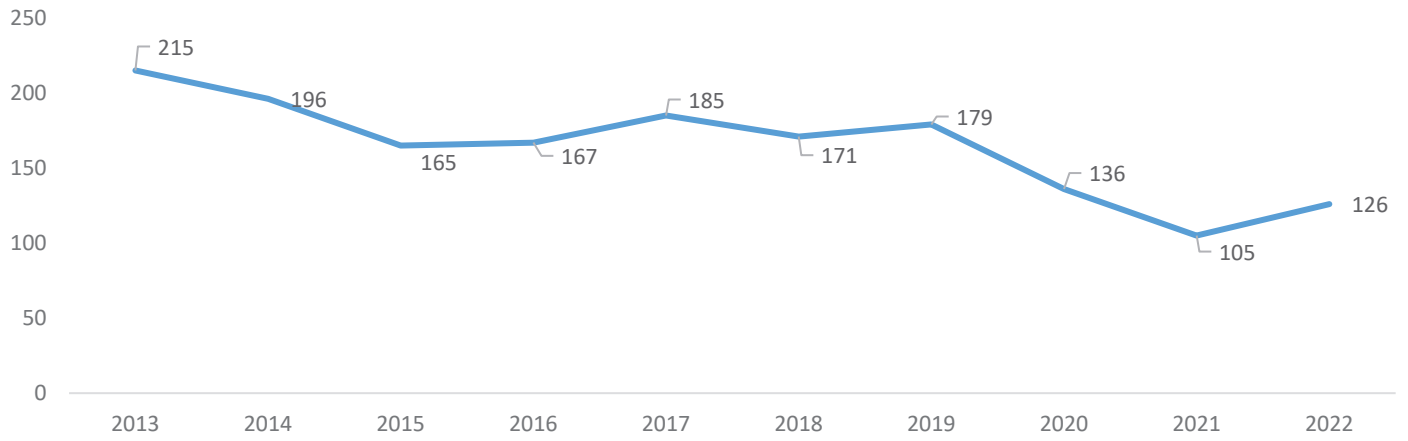
### Total Arrests



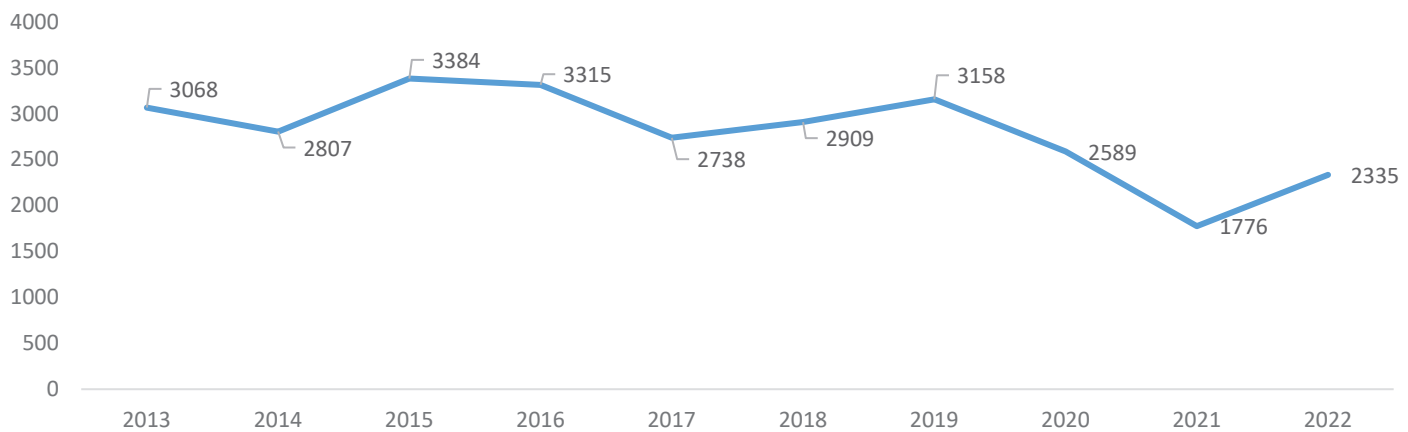
### Misdemeanor Arrests



### Felony Arrests

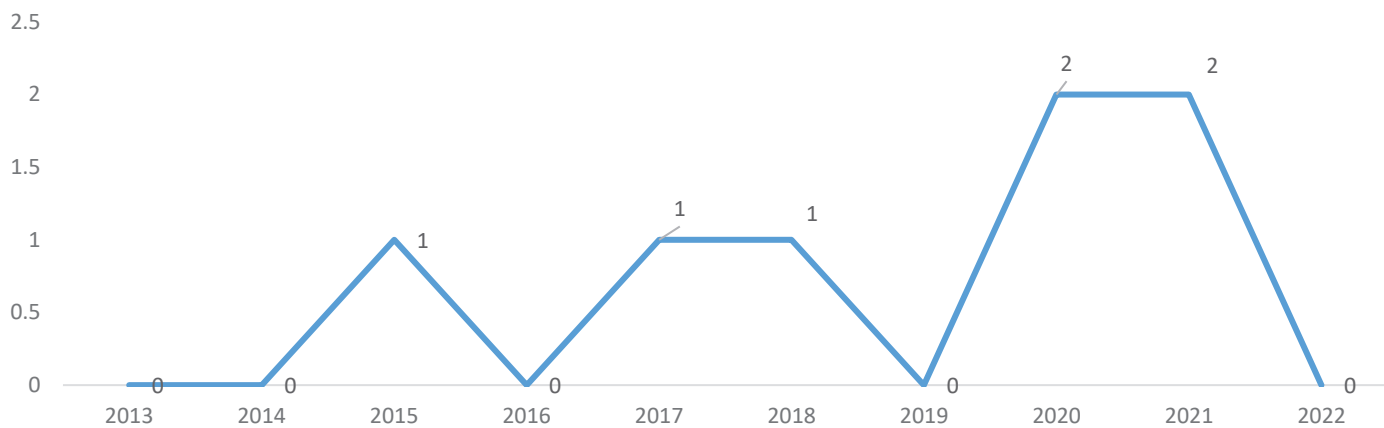


### Total Citations

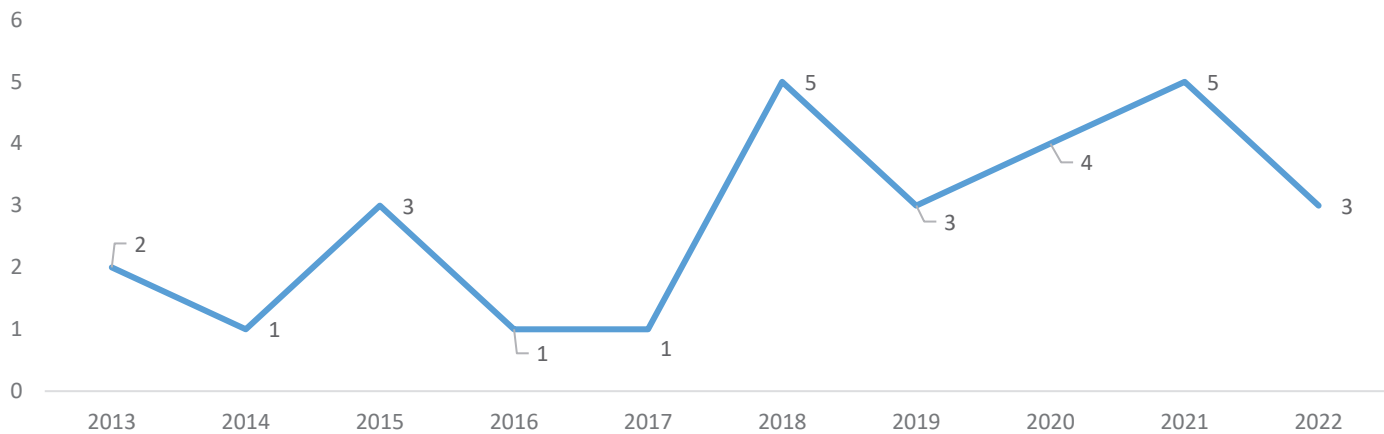




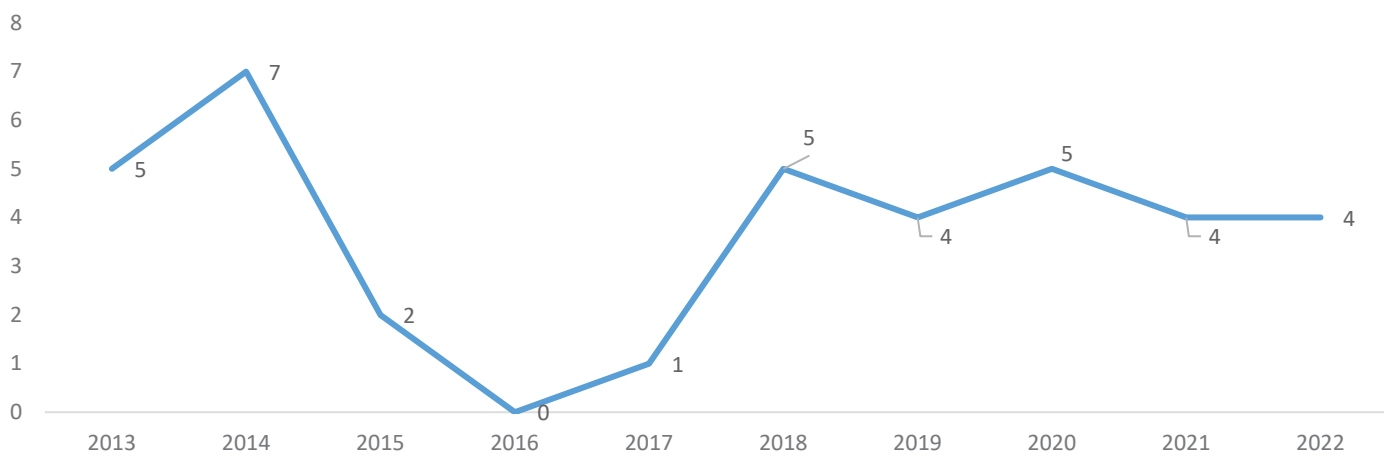
### Homicide



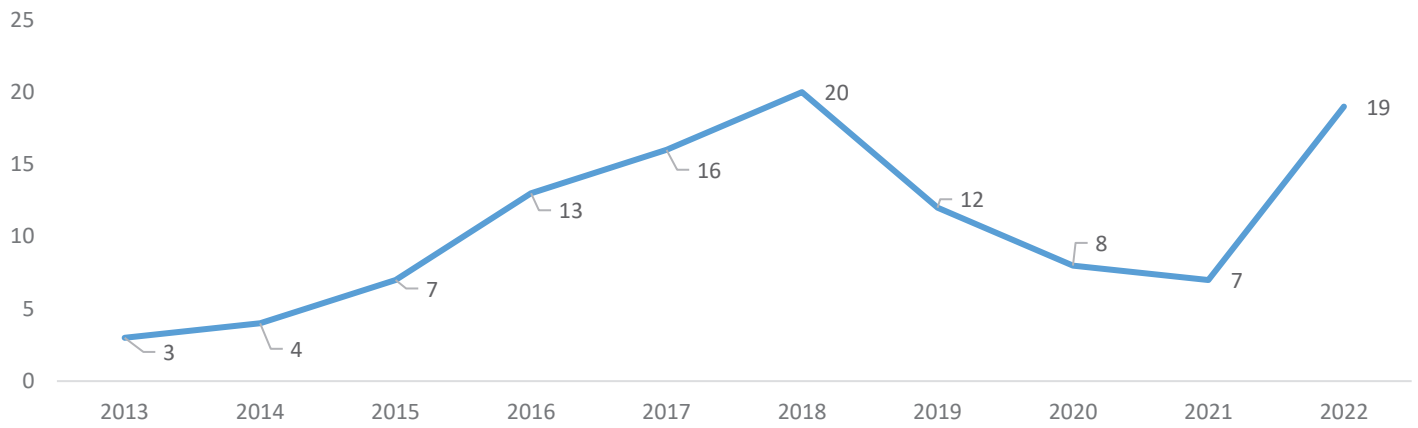
### Rape



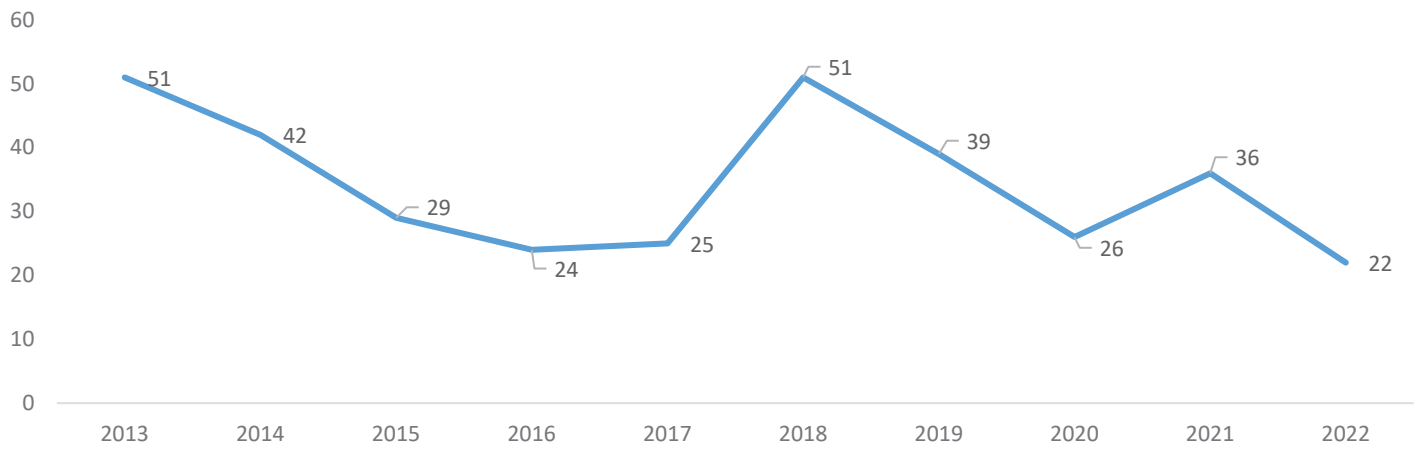
### Robbery



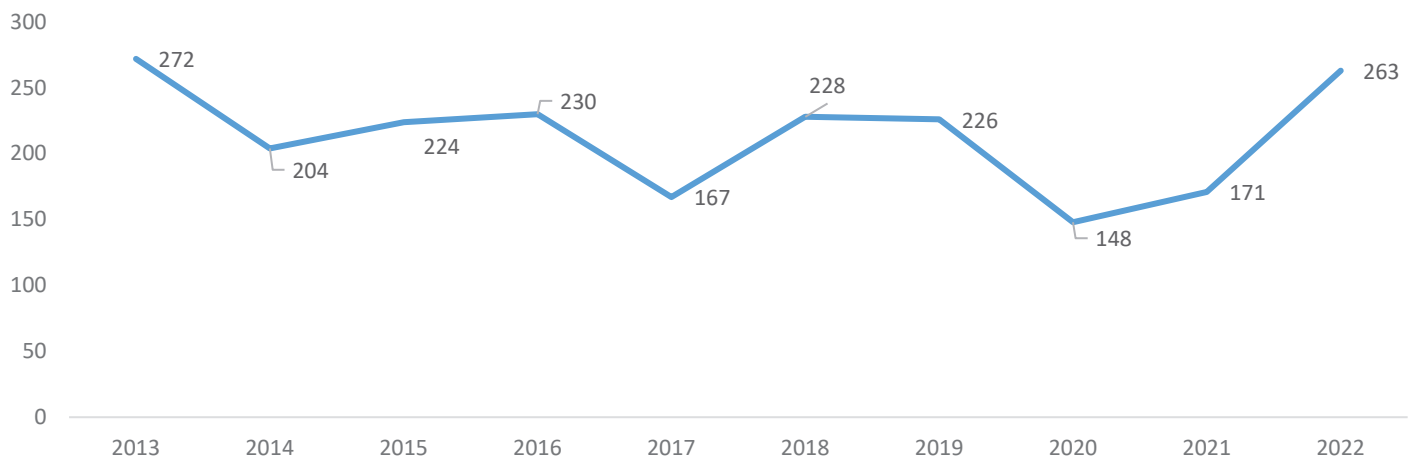
### Aggravated Assault



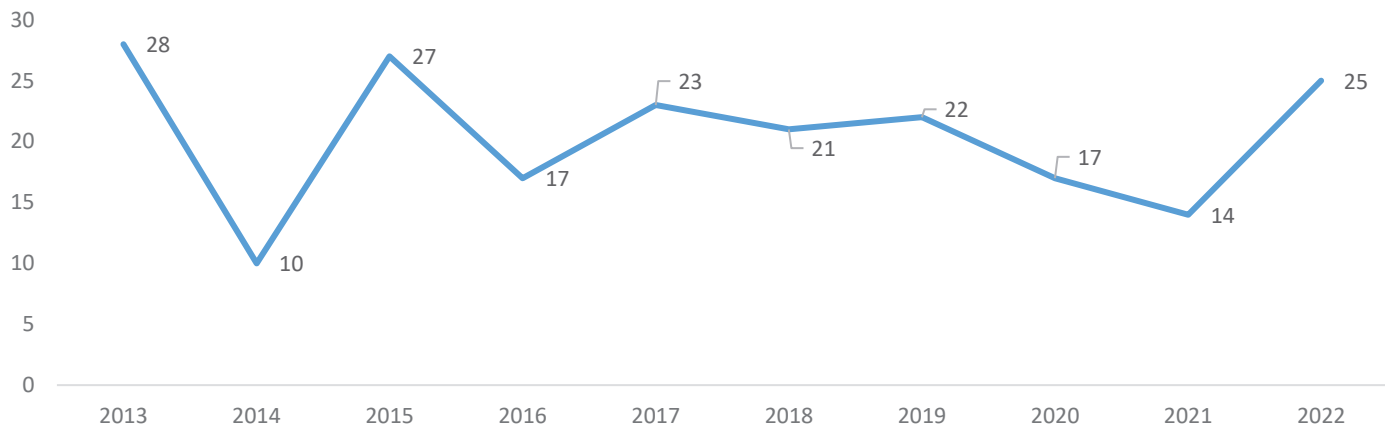
### Burglary



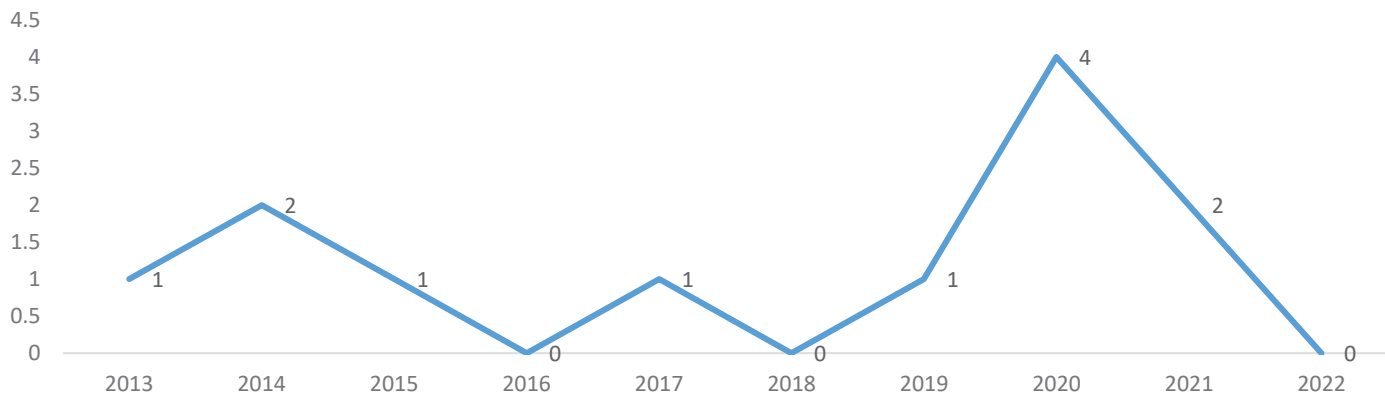
### Larceny



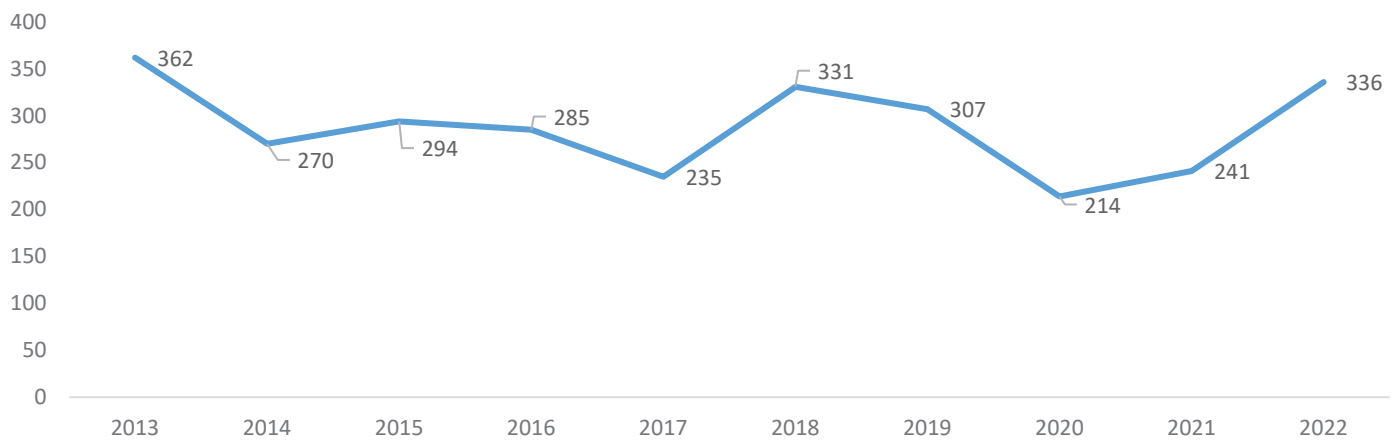
### Auto Theft



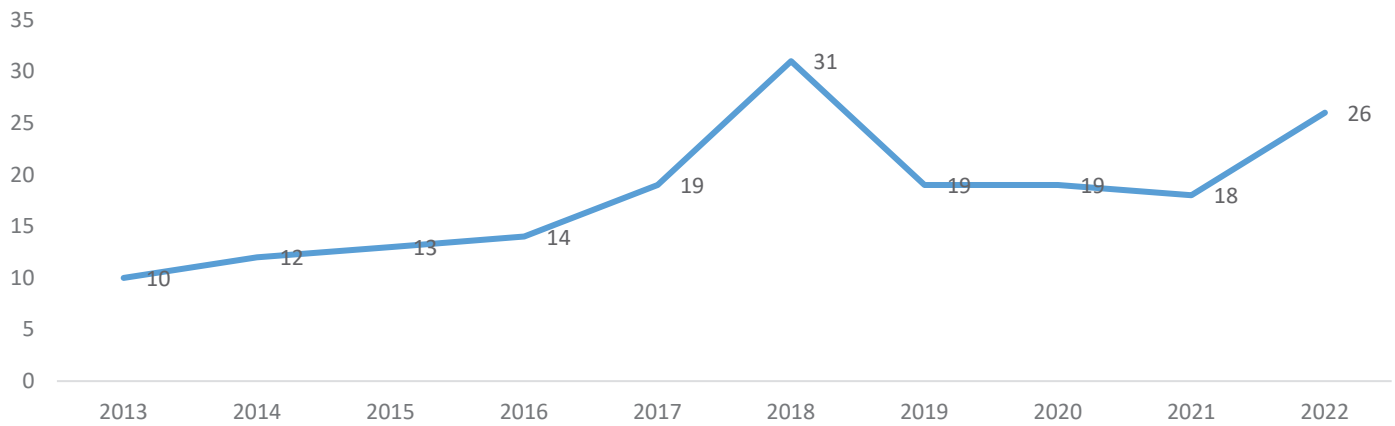
### Arson



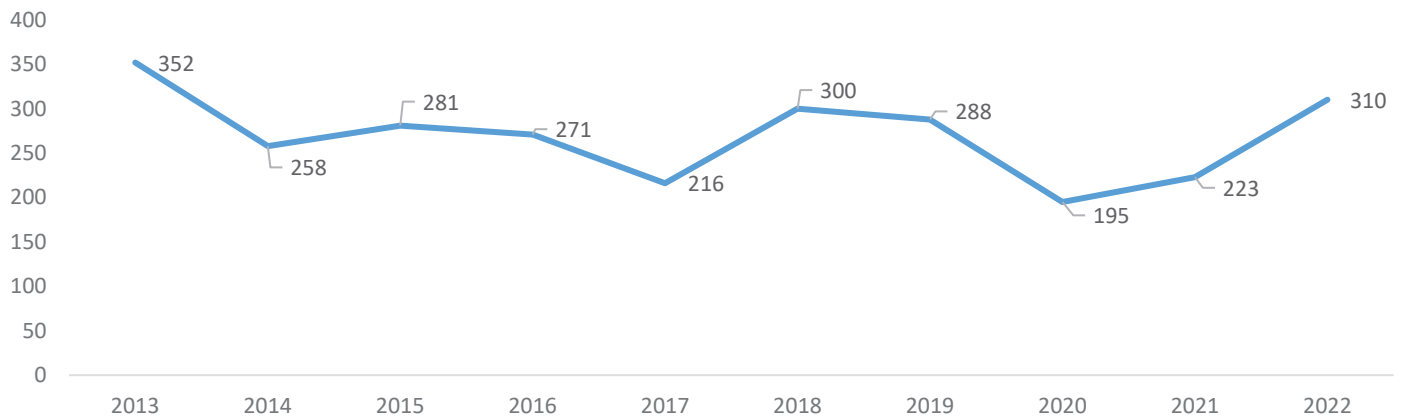
### Total Crime



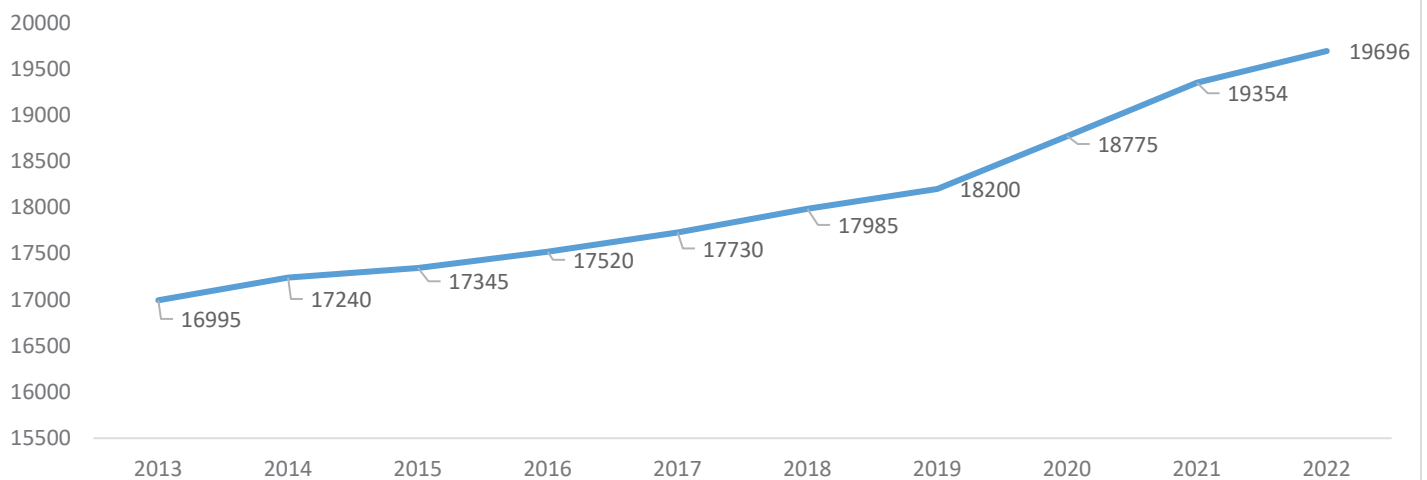
### Total Violent Crime



### Total Property Crime



### Hermiston Population

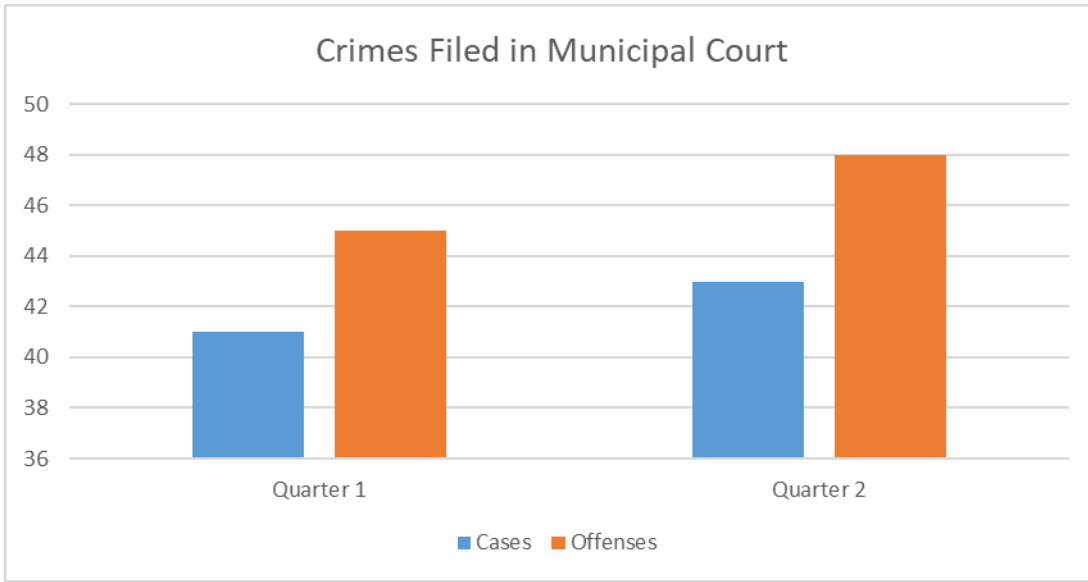




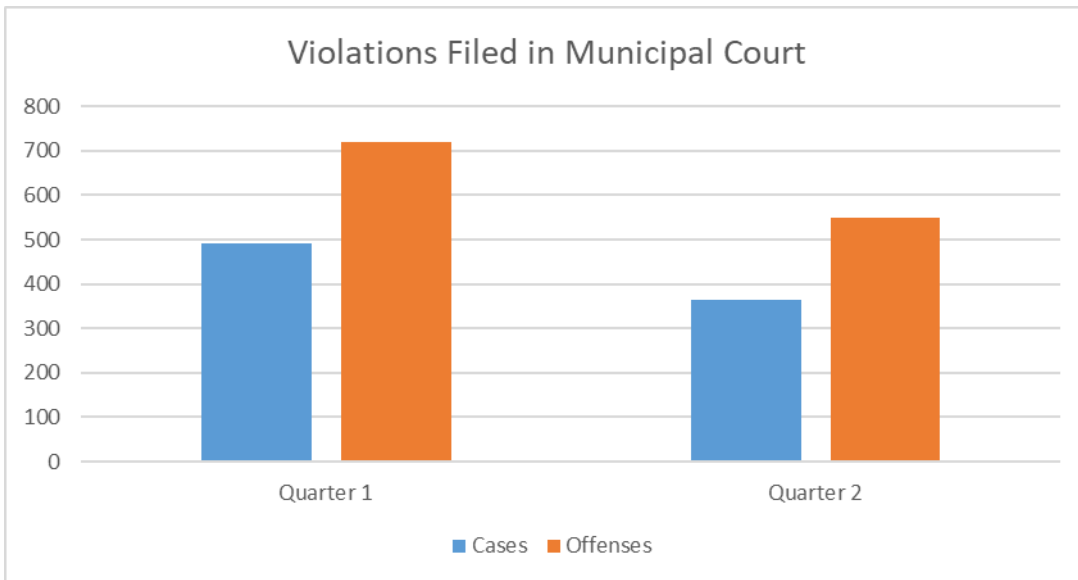
# **Hermiston Municipal Court**

## **1<sup>st</sup> & 2<sup>nd</sup> Quarter Report**

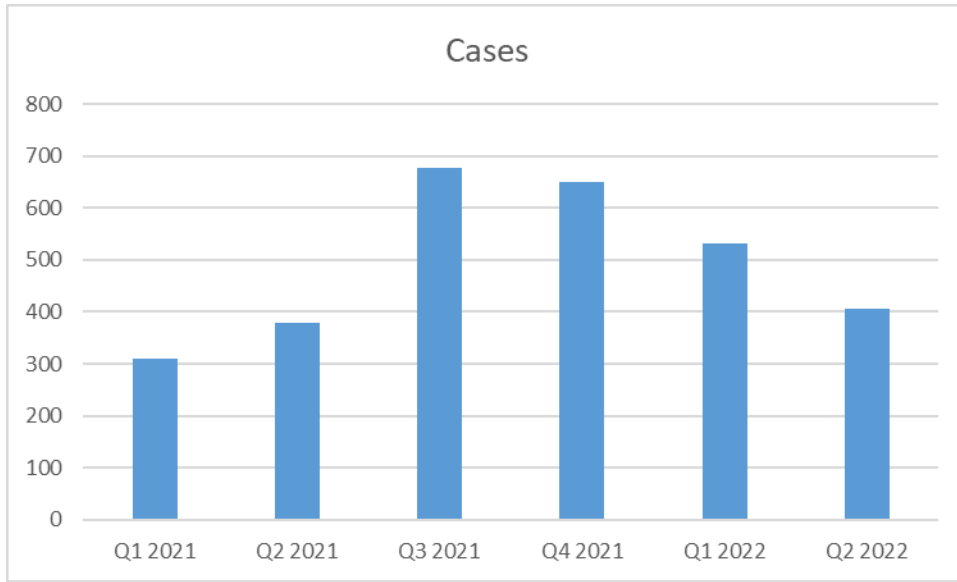
**July 25<sup>th</sup>, 2022**



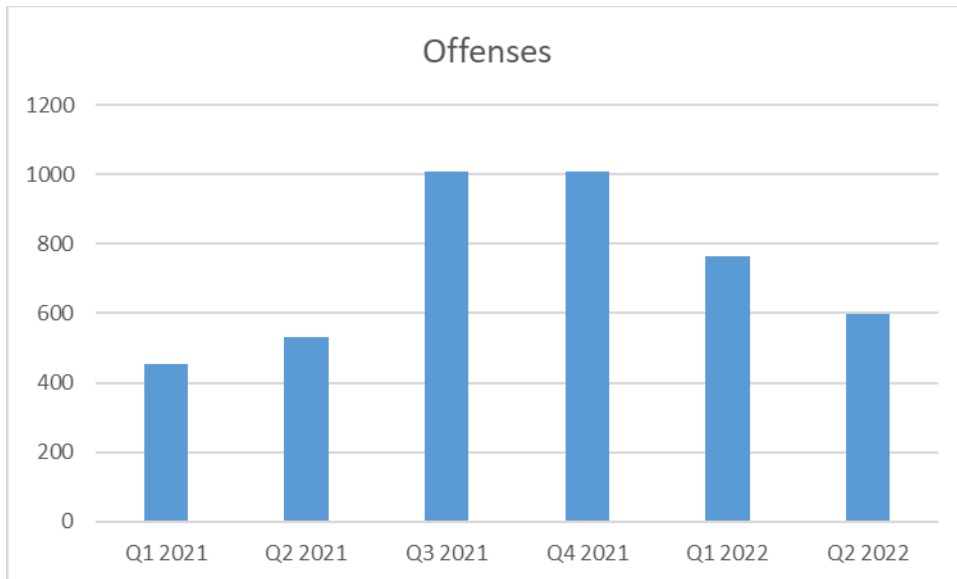
<b>Crimes</b>	<b>Quarter 1</b>	<b>Quarter 2</b>
Cases	41	43
Offenses	45	48

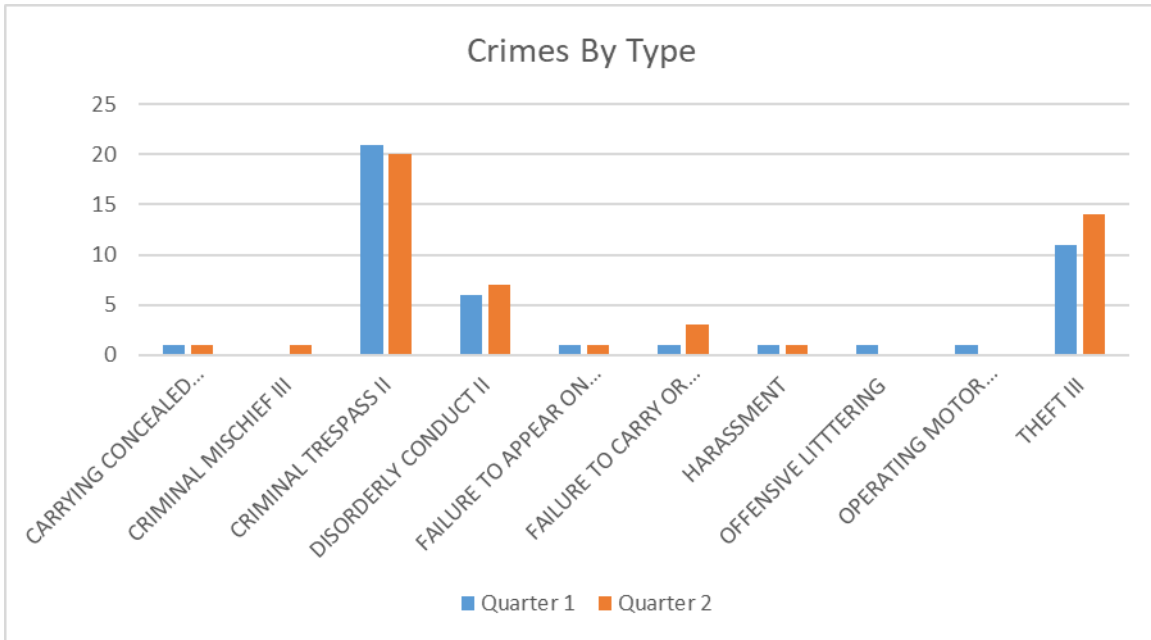


<b>Violations</b>	<b>Quarter 1</b>	<b>Quarter 2</b>
Cases	492	364
Offenses	719	550



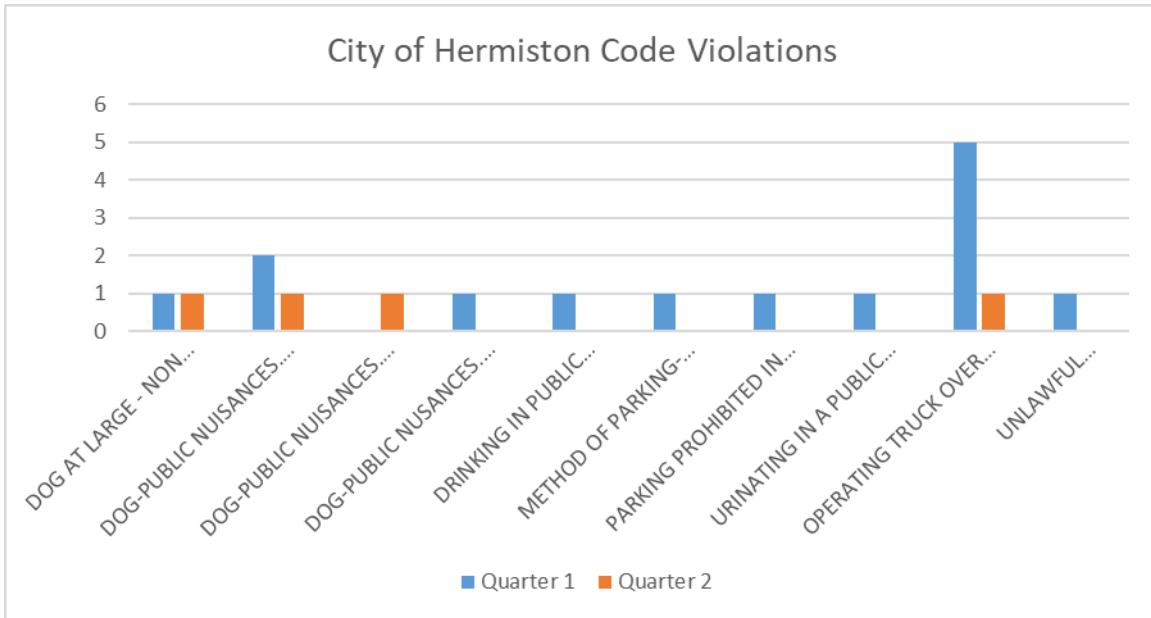
<b>Cases &amp; Offenses Filed 2021-2022</b>	<b>Cases</b>	<b>Offenses</b>
Q1 2021	310	453
Q2 2021	380	530
Q3 2021	677	1008
Q4 2021	650	1010
Q1 2022	533	764
Q2 2022	407	598



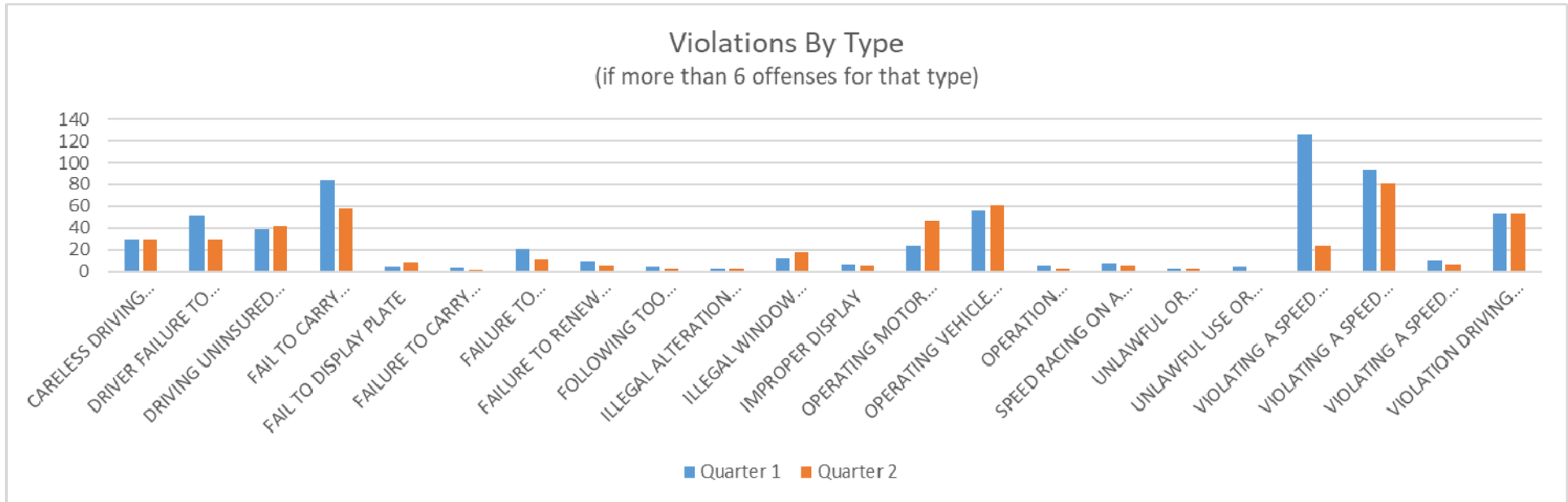


<b>Crimes By Type</b>	<b>Quarter 1</b>	<b>Quarter 2</b>
Carrying Concealed Weapons	1	1
Criminal Mischief III	0	1
Criminal Trespass II	21	20
Disorderly Conduct II	6	7
Failure to Appear on Criminal Citation	1	1
Failure to Carry or Present License	1	3
Harassment	1	1
Offensive Littering	1	0
Operating Motor Vehicle While Using a Mobile Communication Device	1	0
Theft III	11	14



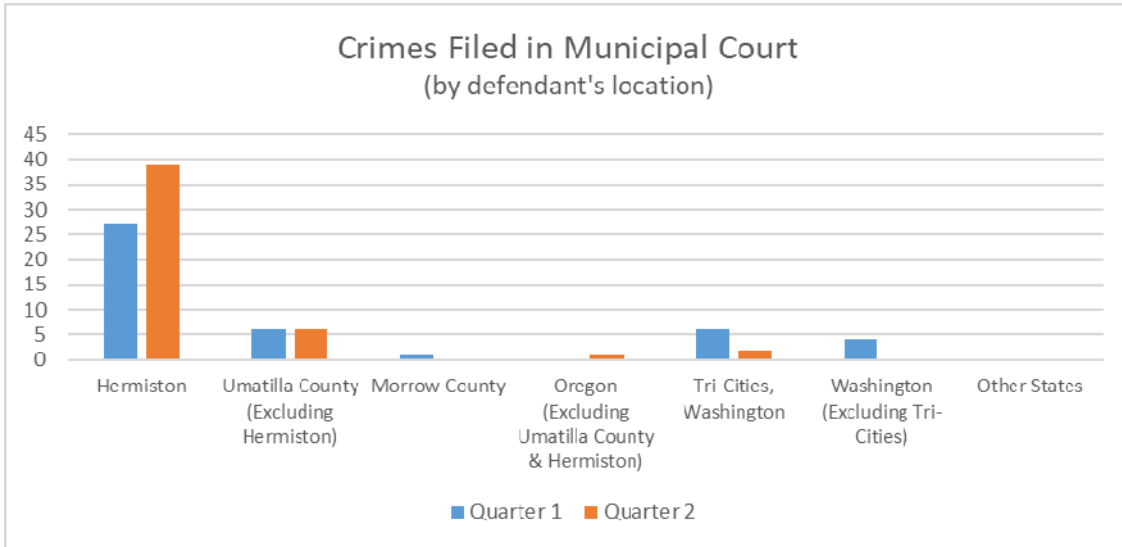


<b>Code Violations By Type</b>	<b>Quarter 1</b>	<b>Quarter 2</b>
Dog at Large- Non Nuisance	1	1
Dog- Public Nuisance, Bites or Attempts to Bite	2	1
Dog- Public Nuisance, Disturbs Any Person by Frequent or Prolonged Noise	0	1
Dog- Public Nuisance, Dog At Large	1	0
Drinking in Public Places- General Offenses	1	0
Method of Parking- Wrong Way Parking	1	0
Parking Prohibited in Certain Locations	1	0
Urinating in A Public Place	1	0
Operating Truck Over City Streets	5	1
Unlawful Storage/Parking Trucks, Trailers	1	0

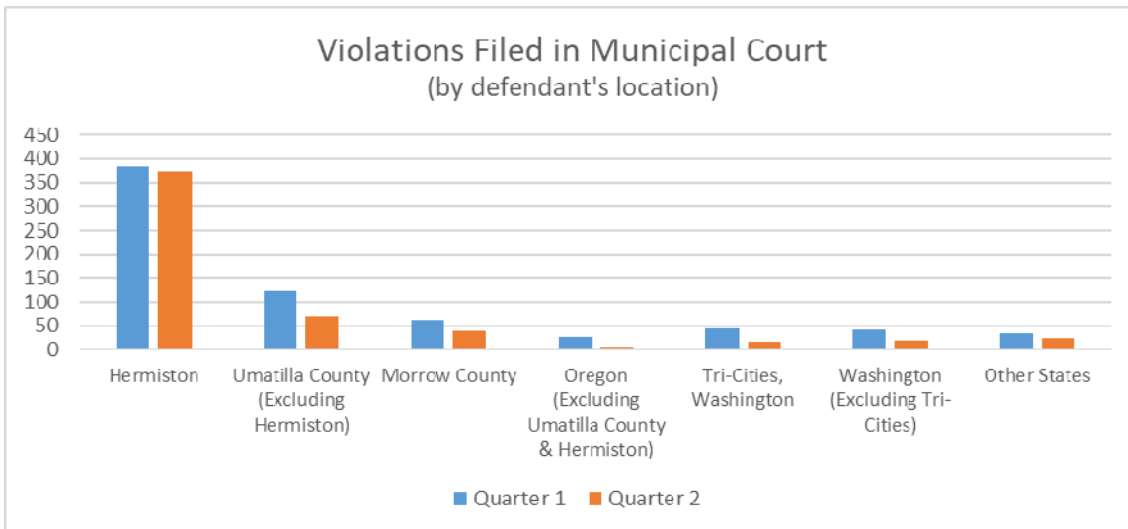


City of Hermiston  
**MUNICIPAL COURT**

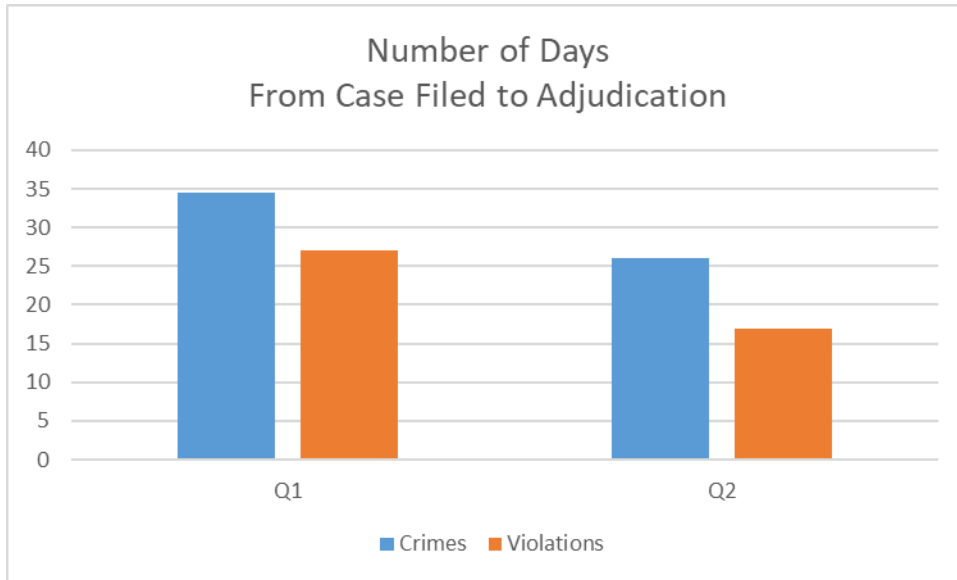
<b>Violations By Type</b>	<b>Quarter 1</b>	<b>Quarter 2</b>
Careless Driving	2	2
Careless Driving with Accident	30	30
Driver Failure to Obey Traffic Control Device	52	30
Driving Uninsured Prohibited	39	42
Fail to Carry Proof of Compliance with Financial Responsibility Req.	84	58
Fail to Display Plate	5	9
Fail to Supervise a Minor	2	3
Failure of Driver Entering Roadway to Yield Right of Way	1	2
Failure to Carry Registration Card	4	2
Failure to Display Out Of State Plates	0	1
Failure to Drive Within Lane	2	3
Failure to Keep Camper, Trailer or Truck In Right Lane	3	0
Failure to Notify Change of Name or Address on Driver License/Permit	1	2
Failure to Pay Registration Fees	1	3
Failure to Properly Use Safety Belts	3	2
Failure to Register Vehicle	21	12
Failure to Renew Vehicle Registration	10	6
Failure to Stop/Remain Stopped for a Pedestrian	0	1
Failure to Yield to Emergency Vehicle/Ambulance	1	1
Following Too Closely	5	3
Illegal Alteration or Display of Plates	3	3
Illegal Backing	0	1
Illegal Stopping, Standing or Parking	4	1
Illegal Window Tinting	13	18
Impeding Traffic	2	0
Improper Display	7	6
Improper Display of Permit	0	2
Improperly Executed Right Turn	0	1
Marijuana Minor in Possession- Vehicle	0	1
Marijuana Minor in Possession	4	1
Obstruction of Vehicle Windows	0	2
Operating Motor Vehicle While Using a Mobile Communication Device With Accident	0	1
Operating Motor Vehicle While Using a Mobile Communication Device	24	47
Operating Vehicle Without Approved Ignition Interlock Device	1	3
Operating Vehicle Without Driving Privileges or in Violation Of License Restrictions (Restrictions)	56	61
Operation Without Required Lighting Equipment	6	3
Possession of Alcoholic Beverages or Entry Of Licensed Premises by Person Under 21	2	1
Speed Racing on a Highway	8	6
Unlawful/Unsignaled Change of Lane	3	1
Unlawful/Unsignaled Turn	3	3
Unlawful Use or Failure to Use Lights	5	1
Unlawfully Applying Graffiti	0	1
Unsafe Passing on Left	1	0
Unsafe Passing on Right	0	1
Use of Prohibited Lighting Equipment	1	1
Violating a Speed Limit 1-10	126	24
Violating a Speed Limit 11-20	94	81
Violating a Speed Limit 21-30	11	7
Violating a Speed Limit 31+	3	0
Violation Driving While Suspended or Revoked	54	54
Violation of Open Container Law	1	0
Violation of The Basic Rule	5	0
Violation of The Basic Rule 11-20	1	0
Violation of The Basic Rule- Weather	1	0



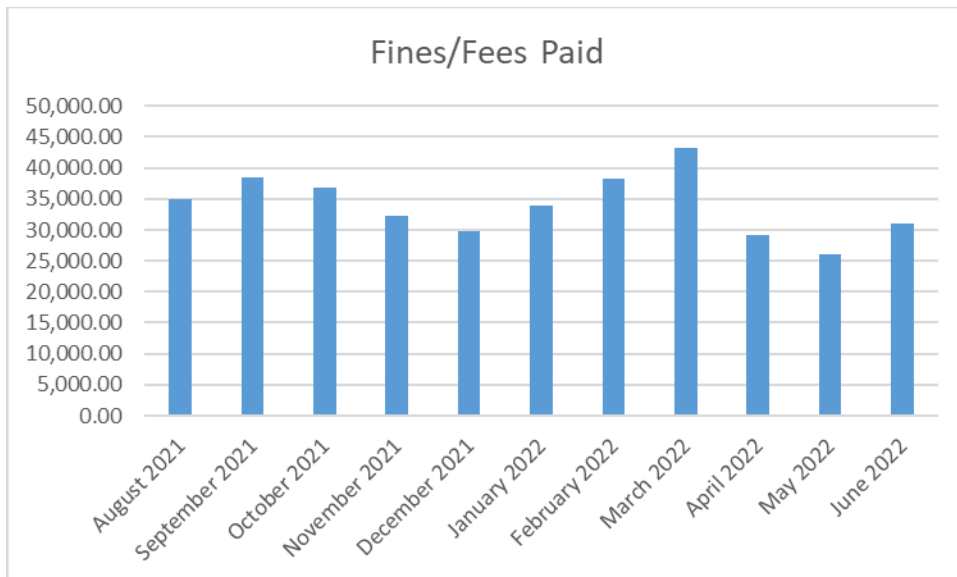
<b>Crimes by Defendant's Location</b>	<b>Quarter 1</b>	<b>Quarter 2</b>
Hermiston	27	39
Umatilla County (Excluding Hermiston)	6	6
Morrow County	1	0
Oregon (Excluding Umatilla County & Hermiston)	0	1
Tri-Cities, Washington	6	2
Washington (Excluding Tri-Cities)	4	0



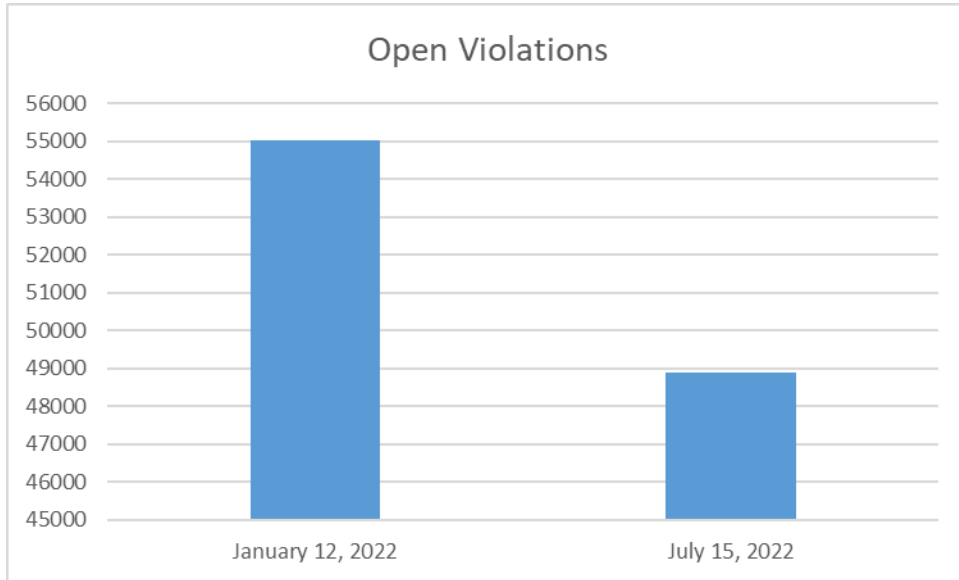
<b>Defendant's Location</b>	<b>Quarter 1</b>	<b>Quarter 2</b>
Hermiston	384	374
Umatilla County (Excluding Hermiston)	124	71
Morrow County	61	40
Oregon (Excluding Umatilla County & Hermiston)	27	6
Tri-Cities, Washington	44	16
Washington (Excluding Tri-Cities)	42	18
Other States	35	25



Length of Time from Filing to Adjudication	Quarter 1	Quarter 2
Crimes	34.5 days	26 days
Violations	27 days	17 days



Fines/Fees	August 2021	Sept. 2021	Oct. 2021	Nov. 2021	Dec. 2021	Jan. 2022	Feb. 2022	March 2022	April 2022	May 2022	June 2022
<b>Paid per Month</b>	\$34,897	\$38,377	\$36,816	\$32,260	\$29,695	\$33,820	\$38,346	\$43,305	\$29,089	\$25,969	\$30,958



<b>Open Violations</b>	
Jan. 12, 2022	55,035
July 15, 2022	48,889
Cases closed since March 1, 2022	6,146