



# PROPOSED BUDGET

*Fiscal Year 2024-2025*



# TABLE OF CONTENTS

## Introduction

Elected and Appointed Officials .....	I
Vision and Values.....	II
Organization Chart .....	III
City Profile .....	IV
City Manager Budget Message.....	VI
Budget Policies and Process .....	IX
Fund Organization and Inter-Fund Appropriations.....	XII
Financial Policies.....	XV
Tax History .....	XVI
Personnel Distribution .....	XVII
Consolidated Revenues and Expenditures by Fund.....	1
Revenues by Category.....	2
Revenues by Fund & Category Charts .....	2
Expenditures by Fund .....	3
Consolidated Expenditures by Category .....	4
Expenditures by Category Chart .....	5

## General Fund

General Fund Information .....	6
General Fund Resources .....	8
Consolidated General Fund Expenditures by Category.....	10
Consolidated General Fund Expenditures by Department .....	11
City Council .....	12
City Manager/Legal .....	13
City Planning .....	14
Finance Department.....	15
Legal Department.....	16
Consolidated Administrative Services.....	16
Consolidated Administrative Services by Category .....	16
Transportation .....	17
Airport.....	18
Building Inspections .....	19
Parks .....	20
Parks/Utility Landscaping.....	21
Municipal Pool .....	22

Municipal Buildings.....	23
Library .....	24
Recreation .....	25
Community Center .....	26
Harkenrider Center.....	27
Consolidated Public Services by Department & Category.....	28
Court.....	29
Public Safety Center .....	31
Police Operations .....	32
Consolidated Public Safety by Department .....	33
Non-Departmental.....	34
<b>State Street Tax Fund</b>	
Fund Information .....	36
State Street Tax Fund Resources.....	37
State Street Tax Fund Detailed Expenditures.....	38
<b>Transient Room Tax Fund</b>	
Fund Information .....	40
Transient Room Tax Fund Resources and Expenditures .....	41
<b>Utility Fund</b>	
Utility Fund Resources and Expenditures .....	44
Recycled Water Treatment .....	47
Water Production & Maintenance .....	49
<b>Hermiston Energy Services</b>	
Fund Information .....	52
Hermiston Energy Services Resources and Expenditures .....	53
<b>Regional Water</b>	
Fund Information .....	56
Regional Water Fund Resources .....	57
Non-Potable Water Expenditures.....	58
Potable Water Expenditures .....	59
River Intake Station Expenditures.....	59
Non-Departmental Expenditures.....	60
<b>Eastern Oregon Trade and Events Center (EOTEC)</b>	
Fund Information .....	62
Resources and Expenditures .....	63

## Information Technology Fund

Fund Information .....	66
Resources and Expenditures .....	67

## Reserve Fund

Fund Description .....	70
Reserve Fund Resources .....	71
Reserve Fund Consolidated Expenditures .....	72
Reserve Fund Reserve for Future Expenditures .....	73
Reserve Fund Contingency.....	74
Airport Improvements .....	74
Funland Playground .....	75
Aquatic Center Maintenance and Repair .....	75
TRT/Tourism Programs.....	75
Parks & Rec Development .....	76
Bicycle Trails .....	76
Parks SDC.....	76
Skate Park.....	77
Street Equipment.....	77
Street Maintenance .....	78
Street Construction .....	78
New Street Building.....	78
E Penney Ave Roadway Improvement .....	79
Parks Reserve.....	79
HES Gas Utility.....	79
Sanitary Sewer Dept. Equipment.....	80
Sanitary Sewer SDC .....	80
Regional Water SDC.....	80
CIP Water Projects.....	81
Water Dept. Equipment.....	82
Water SDC .....	82
Transportation SDC .....	82
CIP RWTP Projects.....	83
Repair/Replace Regional Water.....	83
HES Improvements .....	84
TPA Marketing Funds .....	84
EOTEC Equipment.....	84
HCC Maintenance & Repairs .....	85

Community Enhancement.....	85
<b>Special Revenue Funds</b>	
Revenue Bonded Debt Management Fund .....	86
Miscellaneous Special Revenue Fund .....	88
Christmas Express Special Revenue Fund .....	90
Law Enforcement Special Revenue Fund.....	91
Library Special Revenue Fund.....	93
Greater Hermiston Enterprise Zone Project Fund .....	95
<b>Capital Projects</b>	
City Hall Construction Fund Resources and Expenditures .....	98
Local Improvement District Fund .....	99
2024 FFC Bond Fund.....	101
General Fund Building Construction Fund.....	102
Glossary of Terms .....	103

# INTRODUCTION

## ELECTED AND APPOINTED OFFICIALS

### Mayor and City Council (Elected)

Mayor.....	Dave Drotzmann
Council President .....	Doug Primmer
Councilor.....	Roy N. Barron
Councilor.....	Maria E. Duron
Councilor.....	Rod S. Hardin
Councilor.....	Jackie M. Linton
Councilor.....	David P. McCarthy
Councilor.....	Jackie C. Myers
Councilor.....	Nancy R. Peterson

### Budget Committee Citizen Members (Council Appointed)

John Douglass	Paul Magana
Lori Davis	Brian Misner
David Hanson	Joshua Roberts
Ed Brookshier	Anton Wanous
Jason McAndrew	

### Appointed Officials

City Manager .....	Byron D. Smith
Assistant City Manager.....	Mark Morgan
City Attorney.....	Richard Tovey
Finance Director.....	Ignacio Palacios
Chief of Police .....	Jason Edmiston
Water Superintendent .....	Roy Bicknell
Recycled Water Superintendent .....	Bill Schmittle
Street Superintendent .....	Ron Sivey
Electric General Manager .....	Nate Rivera
Information Technology Director.....	Jordan Standley
Library Director .....	Mark Rose
Building Official .....	Chuck Woolsey
Parks & Recreation Director .....	Brandon Artz
Planning Director .....	Clint Spencer
Court Administrator .....	Jillian Viles
EOTEC General Manager .....	Al Davis

# VISION AND VALUES



*Where Life is Sweet*

## Our Vision

A COMMUNITY WHERE FRIENDLINESS AND OPPORTUNITY ABOUND.

Welcome to Hermiston. Where life is sweet and our future is sweeter. In 2040, Hermiston is a community where everyone is welcome – whether you're visiting or looking for a place to call home, we provide a safe, beautiful, and close-knit community where neighbors help one another, and friendliness and opportunity abound. From a booming economy to recreational amenities, we have big city services rooted in small-town values.

## Hermiston Values

### **Fiscal Prudence**

We are responsible stewards of the City's financial resources and exercise discretion in decision-making.

### **Engagement**

We facilitate constructive relationships between the City and constituents to build trust and support equitable and sustainable decision-making.

### **Inclusive**

We are committed to building an inclusive environment that values and respects the contributions of all people.

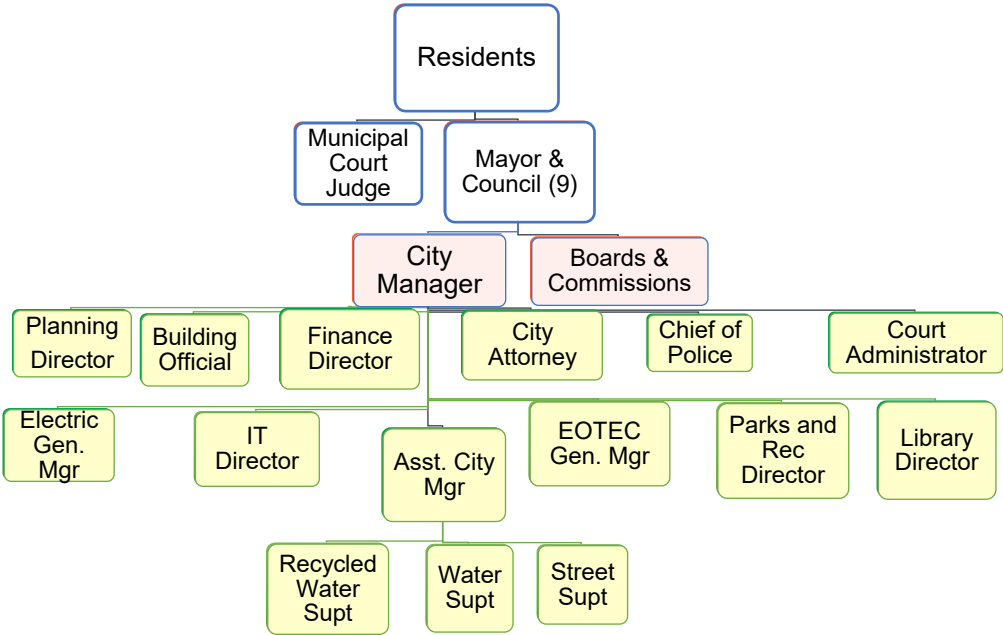
### **Partnerships**

We collaborate with community organizations to leverage expertise and resources to best serve the public

### **Livability**

We promote diverse housing options, convenient and accessible community assets, a healthy environment, and high-quality education.

# ORGANIZATION CHART



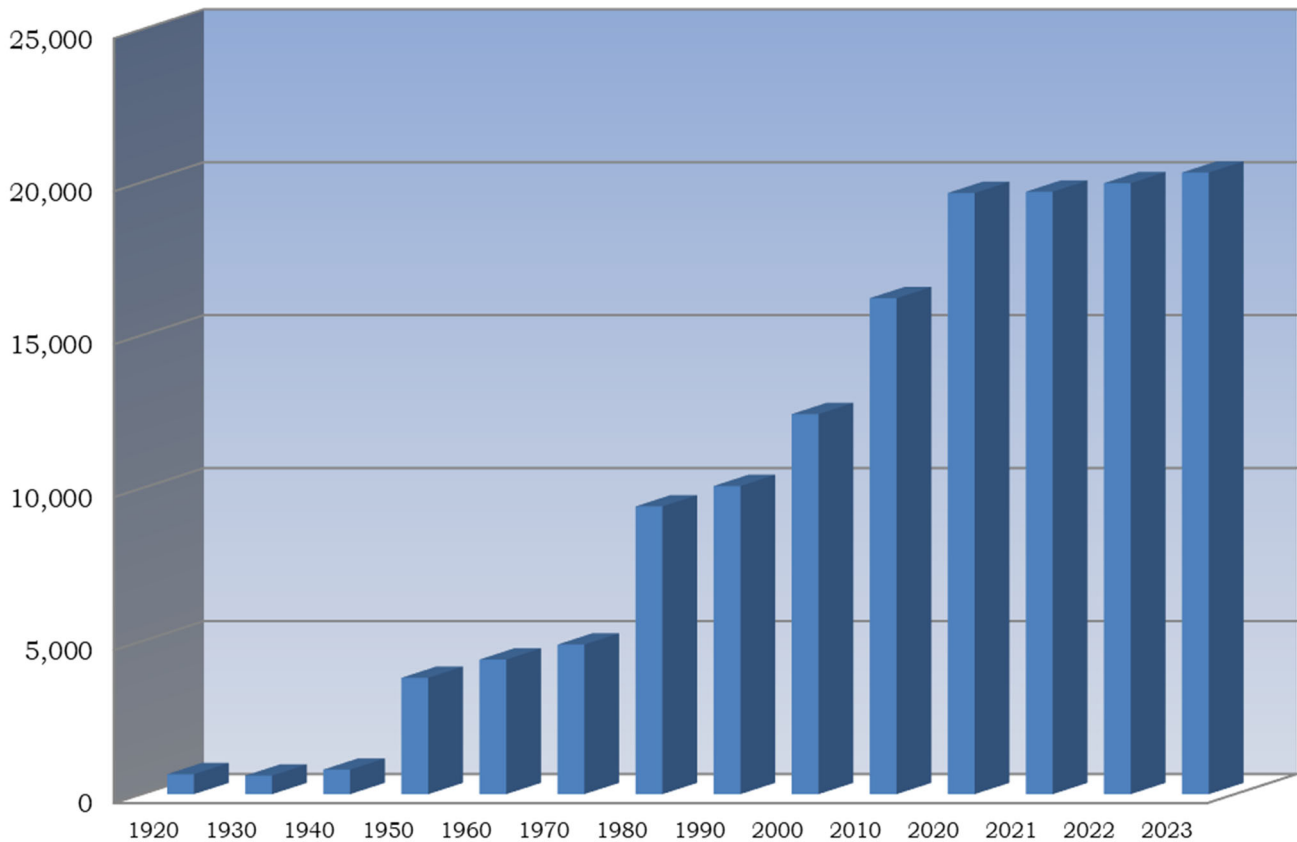


# CITY PROFILE

## Location and Population

Hermiston is a progressive, growth-oriented urban/retail/medical center for an area based economically on agriculture, food processing, transportation, utilities, and other light industry. In 2024, Hermiston continues to grow as the largest city in Eastern Oregon, with a population of 20,322. The city projects a growth rate of 2% each year for the next 20 years.##

**2023 Population: 20,322**



Hermiston is located in the northwest corner of Umatilla County in northeast Oregon and is centrally located between the major cities of the Pacific Northwest. Located just 185 miles east of Portland; 176 miles southwest of Spokane, Washington; 249 miles southeast of Seattle, Washington and 251 miles northwest of Boise, Idaho, Hermiston is a transportation hub accessed by Interstate Highways I-84, east and west, and I-82, north and south, and numerous feeder highways. Hermiston lies one truck day from seven western states and two Canadian provinces. In addition, the City operates a local municipal airport for light commercial and private use and there are Regional Airports offering full commercial services 30 minutes away at Pendleton, Oregon and Pasco, Washington.

## Business

Hermiston is the commercial center for a highly varied and productive agriculture industry. The Hermiston Region can viably grow more than 200 crops for commercial production. Irrigated farm and ranch lands produce potatoes, alfalfa, corn, wheat, onions, carrots, asparagus, mint, peppers, fruit, beef, and dairy cattle, plus many other specialty crops. Ongoing efforts to diversify

the area's agriculture are supported by the Oregon State University Hermiston Agricultural Research Center. The Hermiston area is home to a variety of light industries whose products include data, frozen foods, manufactured housing, plastic pipes, wood chips for paper production, motor control panels, horse trailers and metal specialties. In addition, the northwest distribution center for Wal-Mart is located in Hermiston along with Fed-Ex and UPS freight facilities. Economic development efforts are centered on warehousing, distribution, and manufacturing to further diversify our economy.

### Municipal Facilities

The City of Hermiston offers a public safety center which houses the Hermiston Police Department and the Umatilla County Fire District #1 headquarters. Hermiston provides a community center, the Eastern Oregon Trade and Event Center, airport, public works building, recycled water treatment plant, public library, city parks, a combined lap and leisure outdoor community swimming pool complex and water/sewer utilities with approximately 6,000 accounts. The City also operates Hermiston Energy Services (HES), a municipal electric utility with approximately 5,500 residential and commercial customers. HES was the first municipal electric utility created in Oregon in over 50 years. The City also operates the Regional Water System (RWS) which is jointly owned by the City and the Port of Umatilla. The RWS provides Columbia River water to a number of industrial customers.

### Education

Hermiston's School District is made up of one senior high school, two middle schools, and six elementary schools. The school district serves students in kindergarten through grade 12 and offers a broad range of education from basic skills to vocational and advanced placement classes. A wide variety of classes and workforce training programs are also offered on the Hermiston campus of Blue Mountain Community College. The Eastern Oregon Higher Education Center in Hermiston offers access to the programs of Eastern Oregon University.

### Health Care

Good Shepherd Health Care System is a modern healthcare system headquartered in Hermiston with the latest diagnostic and surgical facilities and a trauma emergency center. The hospital has expanded their physician offices to enable more physicians in specific fields to locate in Hermiston. Hermiston continues to attract medical professionals, general practitioners, and specialists as well as a full range of dental practices, chiropractic services, mental health and physical therapy facilities. An additional seven hospitals are located within a sixty-mile radius of the city. Ambulance service is provided by Umatilla County Fire District #1. A skilled nursing facility for the elderly and handicapped along with multiple assisted living complexes are also located in the City.

### Recreation

The region offers a variety of outdoor pastimes. With a relatively dry climate and long growing season outdoor activities are abundant. Water sports are very popular and include skiing, boating, swimming, and fishing. Hermiston is within a day's drive to mountain regions which offer snow skiing, camping, hiking, and hunting. Hermiston offers multiple City parks, athletic clubs, trails, tennis courts, soccer fields, and softball/baseball fields. There are many golf courses within 45 minutes of the City.

# CITY MANAGER BUDGET MESSAGE



May 15, 2024

Dear Mayor, Council, Members of the Budget Committee and Citizens:

It is my honor to present the City of Hermiston's FY2024-25 Proposed Budget. The proposed budget and the budget document are the result of hard work from the city's leadership team and their employees.

## **Introduction**

The FY2024-25 budget has been prepared in accordance with the State of Oregon budget law and best practices established by the Government Finance Officers Association. It has also been developed on the foundation of the city's adopted financial policies. We continue to work to make the budget and the budget process more transparent and easier to understand.

In January 2024, the City Council and City staff held a goal setting session during which goals for FY2024-25 and into the future were established. These goals were considered as this budget was assembled.

Below are a few big picture items that affect our budget:

- PERS contribution rates remain flat through FY 2025.
- Property and liability insurance increased approximately 16%.
- Health insurance rates will increase by almost 10%.

## **Discussion**

The FY2024-25 budget continues and upholds the City's adopted policies. The all-funds budget is \$109,564,064 which is approximately \$26.3 million (19.3%) less than the FY2023-24 budget. The reason for this decrease in the overall budget is the completion of some of the large capital projects budgeted last year. There are still others but overall, the capital projects have decreased.

The FY2024-25 budget includes a 3.0% cost of living adjustment (COLA) for all City employees. I will now walk through the major funds in the budget and provide highlights about each one.

In contrast to last year's budget, the proposed General Fund is balanced with no loans or short-term fixes needed.

### **General Fund**

The general fund is the location for funding some of the most basic operations of the City. It is also the location for funding many quality-of-life services. These facts make it a very diverse fund including police, finance, planning, library and parks and recreation. All these services have a role in a safe, sustainable, and livable community.

General fund revenues and expenditures are estimated to be \$19,801,846 for the fiscal year 2025. This is a \$2.6 million increase or 15%. Approximately \$1.2 million of that is from the new hospital related officers mentioned below and the additional three officers added with the last supplemental budget.

The largest single change in the General Fund is the addition of four police officers funded 100% by Good Shepherd Health Care System. They approached the City with this request in order to increase their security level. This will functionally add one more position to each shift that will be assigned to the hospital. This agreement is like the City's agreement with the Hermiston School District for School Resource Officers.

### **Utility Fund**

The implementation of the Capital Improvement Plan (CIP) for both water and recycled water continues to be a priority. In the Recycled Water Department, staff is requesting an additional position to implement and run a couple of new programs (Fats, Oils and Grease; Industrial Wastewater).

### **Street Fund**

Following the completion of the North 1<sup>st</sup> Place project, the Geer and Harper intersection project will become the focus for the street department.

### **Hermiston Energy Services (HES) Fund**

The HES budget presented continues capital maintenance projects.

### **Transient Room Tax (TRT) Fund**

Revenues in the TRT have continued to be strong and steady.

### **Regional Water Fund (RWS)**

This fund sees most activity in construction related to the addition of three Amazon Campuses as customers.

### **Enterprise Zone Project Fund**

Construction has begun on the second Amazon site within the City limits. This development brought additional revenue to the Enterprise Zone fund.

### **Eastern Oregon Trade and Event Center (EOTEC) Fund**

Utilizing the TRT funds (both TRT and TPA) along with strong event revenues, we are forecasting a balanced budget.

### **Information Technology (IT) Fund**

This fund continues to be balanced and building a small reserve. Due to some preliminary discussions with a couple of potential customers, staff is requesting to add one position to this fund but only if the new revenue materializes. If no new contracts are obtained, then no position will be added.

I would like to thank all of city staff especially Ignacio Palacios and Tasha Harrell for the work they did to complete the budget. Lastly, I would like to thank the City Council and the citizen members of the Budget Committee for your willingness to give your time and serve our community. It is an honor to work with professional and skilled City employees and dedicated community volunteers to present the FY2024-25 budget.

Sincerely,

A handwritten signature in black ink, appearing to read "Byron D. Smith". The signature is fluid and cursive, with the first name "Byron" being the most prominent.

Byron D. Smith  
City Manager

# BUDGET POLICIES AND PROCESS

The City of Hermiston is committed to the highest level of financial integrity. We are accountable to our citizens for the use of public dollars, and resources should be used wisely to ensure adequate funding for the services, public facilities, and infrastructure necessary to meet the community's present and future needs.

Written, adopted financial policies have many benefits, such as assisting the Council and City Manager in the financial management of the City, saving time and energy when discussing financial matters, fostering public confidence, and providing continuity over time as Council and staff members change. The purpose of the financial policies is to enable the City to achieve and maintain a long-term stable and positive financial condition. Financial policies are adopted by the City Council and establish the framework for Hermiston's overall financial planning and management, to guide day-to-day and long-range fiscal planning and decision making, and to achieve the following general financial goals:

- Ensure the financial integrity of the City.
- Provide an adequate financial base to sustain a sufficient level of municipal services to maintain the social well-being and physical condition of the City.
- Provide and maintain essential public facilities, utilities, and capital equipment.
- Enhance policy setting for and sound management of City government by providing accurate and timely information on current and anticipated financial conditions.
- Protect and enhance the City's credit ratings.
- Provide the financial stability needed to navigate through economic downturns, adjust to changes in the service requirements of the community and respond to other changes as they affect the City's residents.

## BUDGET POLICIES

- 1) The operating budget shall serve as the annual financial plan for the City. It will serve as the policy document of the City Council for implementing Council goals and objectives.
- 2) The City Council will adopt and maintain a balanced annual operating budget in conformance with existing state and local regulations. Per Oregon Local Budget Law, the City Council shall adopt the budget at the fund, department or program level as appropriate.
- 3) Budget control and accountability is maintained at the same level it is appropriated.
- 4) The Budget Officer shall annually prepare and present a proposed operating budget to the Budget Committee no later than May 30 of each year, and the City Council will adopt the budget no later than June 30 of each year.
- 5) Historical trend analysis will be performed on both revenues and expenditures as part of the budget process. Efforts will be made to identify potential deviations from the trends and this information will be factored into revenue and expenditure forecasts.
- 6) Funds may not be expended or encumbered for the following fiscal year until the budget has been adopted by the City Council.
- 7) The budget process will be coordinated so that major policy issues and department goals and objectives are identified and incorporated into the budget.

- 8) Monthly reports comparing budgeted to actual revenues and expenditures will be distributed to the City Manager and City Council. Significant variances will be investigated and explained.
- 9) The operating budget will be constrained to the total amount approved by the Budget Committee and as adjusted and adopted by the City Council.
- 10) A mid-year review process will be conducted by the City Manager to make any necessary adjustments to the adopted budget.
- 11) All resolutions adjusting the budget will be prepared by the Finance Department for Council approval to ensure compliance with budget laws.

## **BUDGET PROCESS**

Most local governments in Oregon must prepare and adopt an annual budget. Budget guidelines are determined by Oregon's Local Budget Law. The law requires citizen involvement in the preparation of the budget, public disclosure of the budget before its final adoption, and establishes standard procedures for preparing, presenting, and administering the budget.

The budget committee in Oregon is made up of the mayor and city councilors of the local government and an equal number of appointed citizens. The Hermiston Budget Committee consists of eighteen individuals, each uniquely suited to provide guidance and analysis for the city budget. The Local Budget Law sets out the following specific procedures:

- 1) Appoint budget officer;
- 2) Prepare a proposed budget;
- 3) Publish notices of budget committee meeting;
- 4) Hold budget committee meetings;
- 5) Budget committee approves proposed budget and specifies the amount or rate of ad valorem taxes;
- 6) Publish budget summary and notice of budget hearing;
- 7) Hold a budget hearing;
- 8) Enact resolutions or ordinances to adopt budget, make appropriations, levy taxes by fund and categorize taxes; and
- 9) File budget and certify tax levy to county assessor and county clerk.

## **BUDGET CALENDAR**

The City of Hermiston's 2024-25 budget calendar (abbreviated) is as follows:

- |           |  |
|-----------|--|
| Jan/Feb   | City Council meets with City Manager and department heads to set goals.  |
| March     | Department budget requests are submitted. City Manager and Finance Director meet with department heads to discuss submissions. |
| April/May | City Manager finalizes budget and prepares budget message.   |
| April/May | Budget Committee meets to receive budget, hear public comment and approve budget. Property tax levy set.                       |
| June      | Public hearing is held on the budget. City council adopts budget, sets appropriations, and levies property taxes.              |

During the fiscal year, circumstances may require expenses to be paid that were not budgeted or the city may receive revenue it did not plan for in its budget. A supplemental budget is required to pay additional expenses and spend the extra revenue. The supplemental budget must be adopted and appropriated before any additional money can be spent.

Adopting a supplemental budget will not involve the budget committee. After publishing a notice of the regular meeting at which the supplemental budget will be adopted, the governing body may

adopt the supplemental budget by resolution if the expenditures are less than 10 percent of

the annual budget fund being adjusted. If the expenditures are more, the governing body must publish the supplemental budget notice and hold a special hearing.



# FUND ORGANIZATION AND INTER-FUND APPROPRIATIONS

## FUND ORGANIZATION

The accounts of the city are organized based on funds and account groups. Each is considered a separate accounting entity. The operations of each fund are accounted for with a separate set of self-balancing accounts that comprise its assets, liabilities, fund equity, revenues, and expenditures, or expenses, as appropriate. Government resources are allocated to and accounted for in individual funds based upon the purpose for which they are to be spent and how spending activities are controlled.

The governmental accounting system gives rise to a great deal of confusion for the individual not directly associated with the required accounting systems. A multiple fund structure provides an accuracy of reporting and control of expenditures unsurpassed for the type of activities which this government must undertake. This positive side more than compensates for the overstatement of total outlays and the multiple accounting in cumulative recaps of total budget which the system forces.

## INTER-FUND APPROPRIATIONS

The best example of the overstatement of the budget is in the interaction between funds included in the relationship between the general fund, the street fund, and the reserve fund in the expenditure of roadway construction or overlay funds. State reporting requirements call for the inclusion of all street related costs in the street fund, it is necessary for us to include the appropriations we make each year to the reserve for roadway construction to be included in the street fund. The gasoline tax is not always sufficient to cover the costs of our total efforts in street maintenance and improvement, so we must appropriate a transfer from the general fund to balance the street fund. The actual expenditure of roadway improvements occurs in the reserve fund.

This complicated interaction requires the city to anticipate revenues in the general fund, appropriate the necessary funds to the street fund, anticipate the revenue in the street fund and appropriate the transfer to the reserve fund, as well as anticipate the revenue and appropriate for the expenditures in the reserve fund. Because the expenses for roadway improvements are beyond the ability of our local government to complete in any one year, the reserve appropriation will reflect the current transfer and the accumulated balances designed to accomplish the projects identified in the roadway capital improvement plan.

Due to this interaction of funds, the same funds are identified as an expense three times and a revenue three times. This inflation of the total budget is an unfortunate side impact which occurs with fund accounting.

The Hermiston budget is divided into separate funds, each with independent revenue sources and appropriations. The fund structure is determined by the specific reporting needs of our governing body and the need to report accurate and timely information to the community. The City's funds and their descriptions are listed below.

- Bonded Debt Fund (02): This fund accounts for certain outstanding general obligation bonds of the city. This fund is required by Oregon statutes to account for the proceeds of the general obligation bonds issued for street, water and wastewater treatment improvements.
- General Fund (03): The general fund provides for the accounting of all revenues and

expenditures not specifically categorized into a separate fund. It is the most diverse and largest of the city's funds. It is also the source for the inter-fund transfers necessary to augment the operations of our other functions. The general fund departments are as follows:

City Council	Building Inspections	Recreation
City Manager/Legal	Parks	Community Center
Finance	Parks/Utility Landscaping	Harkenrider Center
City Planning	Municipal Pool	Public Safety Center
Court	Municipal Buildings	Police Operations
Transportation	Library	Non-Departmental
Airport		

- State Street Tax Fund (04): This is the fund where all gasoline tax revenues are deposited as required by Oregon state law to ensure that they will be used for street and roadway repair, maintenance and improvement. This fund is exclusively supported from the gasoline tax and a general fund subsidy when necessary. The expenditures accounted for in the fund are the labor, equipment, materials and contracted services necessary to maintain and improve the roadway surfaces and storm drainage system of the city.
- Transient Room Tax Fund (05): This fund is used to receipt revenues collected from the city's transient room tax and tourism promotion assessment for appropriations to be made for economic, community and other development activities. The balance of the transient room tax revenues are appropriated directly to community center management and operational costs, pool operation, TRT/Recreation programs reserve and Parks & Recreation Development reserve.
- Utility Fund (06): This is an enterprise fund financed from user fees for water and recycled water use and connection charges to the system. Expenditures of this fund include all personnel, equipment, materials, and contracted services necessary to maintain and improve the water, sewer, and recycled water systems of the city. The fund is responsible for all debt applicable to utility operations.
- Reserve Fund (08): This fund is used to accumulate money for long-term goals and projects of the City. Financed directly by appropriations from the operating funds and with limited revenues directly from small reimbursement projects, the reserve fund has been the major single fiscal tool which has provided the City with the stability and multiple year appropriations necessary to manage a small community in difficult financial times. The reserve fund allows the accumulation of resources to accomplish specifically authorized goals contained in the resolution which must be adopted to establish each account.
- Miscellaneous Special Revenue Fund (11): This fund is used to account for certain pass-through payments related to payroll and surcharges due to the state.
- Hermiston Energy Services Fund (13): This fund is financed from user fees for electrical use and other charges to the system. Expenditures in this fund include all personnel, equipment, materials, and contracted services necessary to maintain and improve the electrical system of the city. This enterprise fund is also responsible for all necessary debt payments of the electrical system.
- Regional Water Fund (15): This fund is an operating enterprise fund with expenditures including all personnel, equipment, materials and contracted services necessary to operate the Regional Water System. This system supplies water from the Columbia River to a few

users. Most of these customers use raw, non-potable water though there are a couple of users that use a small amount of potable water.

- Christmas Express Special Revenue Fund (19): This fund is used to account for amounts designated for annual Christmas Express activities.
- Law Enforcement Special Revenue Fund (20): This fund is used to account for amounts designated by the City for law enforcement and related purposes. Fund is being closed in FY 2025.
- Library Special Revenue Fund (21): This fund is used to account for amounts designated by the City for library operations and improvements. Fund is being closed in FY 2025.
- Greater Hermiston Enterprise Zone Project Fund (23): This fund is used to accumulate fee revenue received through multi-year Greater Hermiston Enterprise Zone (GHEZ) agreements with businesses locating in the GHEZ. This fund allows for the accumulation of resources to accomplish the economic and community development goals of the GHEZ sponsors (City of Hermiston and Umatilla County).
- Eastern Oregon Trade and Event Center (EOTEC) Operations (25): This fund is used to account for revenues and expenditures relating to the operation of the City's EOTEC.
- IT (26): This fund is used to account for revenues and expenditures related to the City's IT Department and the contractual services it also provides to other agencies.
- 2016 Full Faith & Credit Obligation-Electric (33): This fund was used to track the proceeds from the sale of the bonds used to finance capital improvements for the City's Electric System.
- 2017 Full Faith & Credit Obligation-Sewer & Water (34): This fund was used to track the proceeds from the sale of bonds used to finance capital improvements to the City's Water and Sewer system.
- 2017 Full Faith & Credit Obligation-HURA (35): This fund is used to track funds from the sale of bonds used to finance projects described in the Hermiston Urban Renewal Agency Plan.
- 2017 Full Faith & Credit Obligation-TPA (36): This fund is used to track proceeds from the sale of bonds used to finance capital improvements in the initial construction of the Eastern Oregon Trade and Event Center.
- City Hall Construction Fund (37): This fund was used to track funds in constructing the new city hall.
- Local Improvement District Fund (38): This fund is used to track funds related to the construction of improvements in the South Hermiston Industrial Park (SHIP) as well as funds related to the assessments attached to properties in the SHIP.
- 2024 Bond (39): This fund is used to track funds received from the issuance of full faith and credit obligations for various building improvements.
- General Fund Buildings Construction (40): This fund is used to track funds related to various construction projects to public buildings.

# **FINANCIAL POLICIES**

## **ACCOUNTING AND FINANCIAL REPORTING POLICIES**

- 1) The City will comply with Generally Accepted Accounting Principles (GAAP) as promulgated by the Governmental Accounting Standards Board (GASB) and the Government Finance Officers Association (GFOA); Oregon Revised Statutes relating to Municipal finance; and prevailing federal, state and local statutes and regulations.
- 2) The City prepares a Comprehensive Annual Financial Report (CAFR) and annually submits its CAFR to the GFOA's "Certificate of Achievement for Excellence in Financial Reporting" program.
- 3) Monthly financial reports showing revenue and expenditure activity for each fund are distributed to the City Manager and City Council.
- 4) A system of internal controls and procedures is maintained to provide reasonable assurance of the safeguarding of assets and proper recording of financial transactions and compliance with applicable laws and regulations.
- 5) The City maintains accounting records by fund. Per GAAP, proprietary funds will use the accrual basis of accounting and government funds use the modified accrual basis of accounting. Changes in the basis of accounting is explained in the budget message for the year in which the change is planned.
- 6) In accordance with Oregon Administrative Rules, the City has its accounts and fiscal affairs audited annually in accordance with generally accepted auditing standards (GAAS) as promulgated by the American Institute of Certified Public Accountants (AICPA).
- 7) Full disclosure is provided in the financial statements and bond representations.

# PROPERTY TAX HISTORY

Permanent Operating Tax Rate \$6.0860/\$1,000 of Assessed Value							
Fiscal Year	Taxable Value	Operating Rate	Operating Tax	Bond Rate	Bond Tax	Total Tax Imposed	Population
2023-24	\$ 1,331,512,369	\$ 6.0860	\$ 7,849,918	\$ 0.2379	\$ 316,767	\$ 8,166,685	20,322
2022-23	1,262,014,564	6.0860	6,714,700	0.2542	316,626	7,031,326	19,973
2021-22	1,153,197,631	6.0860	6,335,900	0.2745	311,700	6,647,600	19,696
2020-21	1,099,637,983	6.0860	6,464,309	0.2871	315,811	6,780,120	18,775
2019-20	1,055,903,439	6.0860	6,143,220	3.0290	316,722	6,459,942	18,415
2018-19	999,411,597	6.0860	5,777,329	0.3240	320,581	6,097,910	18,200
2017-18	960,618,883	6.0860	5,588,854	0.3444	329,430	5,918,284	17,985
2016-17	905,529,534	6.0860	5,207,617	0.2878	260,032	5,467,649	17,730
2015-16	875,887,405	6.0860	5,161,713	0.2981	260,880	5,422,593	17,520
2014-15	855,270,682	6.0860	5,028,975	0.3771	322,138	5,351,113	17,385
2013-14	807,543,485	6.0860	4,751,445	0.3983	322,009	5,073,454	17,240
2012-13	805,177,490	6.0860	4,754,795	0.3485	280,677	5,035,472	16,995
2011-12	783,138,675	6.0860	4,634,210	0.4638	363,219	4,997,429	16,865
2010-11	761,094,604	6.0860	4,549,684	0.5087	387,168	4,936,852	16,745
2009-10	745,218,903	6.0860	4,472,692	0.5234	390,386	4,863,078	16,215
2008-09	705,153,815	6.0860	4,291,566	0.4817	339,672	4,631,238	16,080
2007-08	669,241,051	6.0860	4,030,551	0.4958	331,810	4,362,361	15,780
2006-07	644,683,321	6.0860	3,869,614	0.1706	109,982	3,979,596	15,410
2005-06	589,997,120	6.0860	2,998,901	0.6480	382,318	3,381,219	15,025
2004-05	561,341,500	5.0841	2,854,052	0.6749	378,912	3,232,964	14,700
2003-04	526,243,480	5.0841	2,676,555	0.6948	365,826	3,042,381	14,540
2002-03	494,029,220	5.0841	2,415,342	0.7265	358,911	2,774,253	14,120
2001-02	467,733,020	4.8894	2,286,839	0.7475	349,631	2,636,470	13,560
2000-01	405,856,680	4.8894	1,984,230	0.9565	389,150	2,373,380	12,425
1999-00	368,557,070	4.8894	1,802,010	1.0950	403,570	2,205,580	12,165

Pre-Permanent Rate (1930 - 1998)						
Fiscal Year	Tax Levy Submitted	Inside 6%	Outside 6%	G.O. Bond Issues	Bancroft Bond Issues	Population
1997-98	\$ 2,574,503	\$ 2,169,858	\$ -	\$ 404,645	\$ -	11,340
1996-97	24,170,224	2,045,797	-	371,227	-	11,061
1995-96	1,991,044	1,929,161	-	61,883	-	10,605
1994-95	2,258,724	1,809,960	-	448,764	-	10,332
1993-94	1,717,630	1,706,249	-	11,381	-	10,215
1992-93	1,621,089	1,609,186	-	11,903	-	10,045
1991-92	1,615,733	1,517,691	-	9,497	88,545	10,075
1990-91	1,552,821	1,430,380	-	16,192	106,249	10,075
1989-90	1,518,092	1,349,416	-	26,055	142,599	9,860
1988-89	1,434,572	1,232,192	-	32,220	170,160	9,860
1987-88	1,379,397	1,113,845	-	30,517	235,035	9,870
1986-87	1,302,872	1,272,000	-	30,872	-	9,890
1985-86	123,012	1,200,000	-	30,121	-	9,914
1984-85	1,113,565	1,200,000	-	31,304	-	9,890
1983-84	1,099,379	347,133	719,760	32,486	-	9,835
1982-83	1,099,425	327,333	738,423	33,669	-	9,630
1981-82	1,108,206	308,456	765,272	34,478	-	9,700
1980-81	954,165	2,902,850	632,836	31,049	-	9,408
1970-71	148,877	148,877	-	-	-	4,893
1960-61	76,225	19,300	56,924	-	-	4,402
1950-51	15,878	15,878	-	-	-	3,804
1940-41	6,385	6,385	-	-	-	803
1930-31	6,250	6,250	-	-	-	608

# PERSONNEL DISTRIBUTION

	2023-24 Actual	2024-25 Proposed	2024-25 Approved	2024-25 Adopted
<b>General Fund-03</b>				
Mayor	1.00	1.00		
Councilors	8.00	8.00		
City Manager	1.00	1.00		
Assistant City Manager	1.00	1.00		
Executive Secretary/City Recorder	1.00	1.00		
HR Specialist	1.00	1.00		
City Attorney	1.00	1.00		
Planning Director	1.00	1.00		
Asst. City Planner/Asst. City Recorder	1.00	1.00		
Code Enforcement Officer	1.00	1.00		
Finance Director	1.00	1.00		
Sr. Financial Analyst	1.00	1.00		
Customer Service Rep	3.00	3.00		
Municipal Judge (.33 FTE)	0.33	0.33		
Court Administrator	1.00	1.00		
Court Clerk	2.00	2.00		
Building Official	1.00	1.00		
Asst. Building Official/Inspector	1.00	1.00		
Building Inspector	0.50	0.50		
Office Coordinator	1.00	1.00		
Parks & Recreation Director	1.00	1.00		
Senior General Clerical	1.00	1.00		
Parks Manager	1.00	1.00		
Park Facility- Lead Worker	2.00	2.00		
Seasonal Parks Maintenance	4.00	4.00		
Recreation Coordinator	3.00	3.00		
Swim Pool (16.5 FTE)	10.00	16.50		
Summer Park Program (5 FTE)	5.00	5.00		
Buildings Supervisor	1.00	1.00		

## PERSONNEL DISTRIBUTION, continued

	2023-24 Actual	2024-25 Proposed	2024-25 Approved	2024-25 Adopted
<b>General Fund-03, continued</b>				
Library Director	1.00	1.00		
Assistant Library Director	1.00	1.00		
Librarian II	1.00	1.00		
Senior Library Assistant	2.50	2.33		
Library Assistants	3.50	3.28		
Police Chief	1.00	1.00		
Administrative Captain	1.00	1.00		
Operations Captain	1.00	1.00		
Police Lieutenant	1.00	1.00		
Police Sergeants	4.00	4.00		
Detectives	4.00	4.00		
Communications Manager	1.00	1.00		
Patrol Officers	11.00	17.00		
Patrol Corporal	5.00	5.00		
School Resource Officer	3.00	3.00		
Records Specialists	3.00	3.00		
<b>Fund Total FTE</b>	<b>100.83</b>	<b>112.94</b>		
<b>Street Fund-04</b>				
Street Superintendent	1.00	1.00		
Municipal Lead Service Worker	0.00	1.00		
Mechanic/Municipal Svc. Worker	1.00	1.00		
Municipal Worker I	2.50	2.00		
Municipal Worker II	1.00	1.00		
Contract Municipal Worker	0.50	0.00		
<b>Fund Total FTE</b>	<b>6.00</b>	<b>6.00</b>		

## PERSONNEL DISTRIBUTION, continued

	2023-24 Actual	2024-25 Proposed	2024-25 Approved	2024-25 Adopted
<b>Utility Fund-06</b>				
Recycled Water Superintendent	1.00	1.00		
Recycled Water Chief Operator	1.00	1.00		
Senior General Clerical	1.00	1.00		
Recycled Water Lab Technician	1.00	1.00		
Public Works Code Technician	0.00	1.00		
Recycled Water Utility Worker	6.50	7.00		
Water Superintendent	1.00	1.00		
Water Chief Operator	1.00	1.00		
Water Utility Worker	6.00	7.00		
Meter Tech	1.00	0.00		
<b>Fund Total FTE</b>	<b>19.50</b>	<b>21.00</b>		
<b>Hermiston Energy Services-13</b>				
Electric General Manager	1.00	1.00		
<b>Fund Total FTE</b>	<b>1.00</b>	<b>1.00</b>		
<b>EOTEC Operations-25</b>				
General Manager	1.00	1.00		
Operations Manager	1.00	1.00		
Office Manager	0.50	0.50		
Seasonal/Temporary	2.86	2.86		
<b>Fund Total FTE</b>	<b>5.36</b>	<b>5.36</b>		
<b>IT-26</b>				
Director	1.00	1.00		
Senior Engineer	1.00	1.00		
Systems/Network Engineer	1.00	2.00		
Desktop Support	4.00	4.00		
<b>Fund Total FTE</b>	<b>7.00</b>	<b>8.00</b>		
<b>City-Wide Total</b>	<b>139.69</b>	<b>154.30</b>		





*Where Life is Sweet*

# CONSOLIDATED REVENUES AND EXPENDITURES BY FUND

## REVENUES BY FUND

Consolidated Revenues by Fund

	2021 - 22 Actual	2022 - 23 Actual	2023-24 Budget	2024 - 25 Budget
(08) RESERVES	\$5,562,970	\$8,196,052	\$43,348,201	\$36,955,854
(03) GENERAL FUND	\$16,452,620	\$17,540,500	\$17,199,910	\$19,801,846
(06) UTILITY	\$10,409,096	\$11,862,039	\$13,537,397	\$14,589,000
(13) ENERGY SERVICES	\$10,390,514	\$11,367,976	\$13,113,053	\$14,484,295
(40) GENERAL FUND BUILDINGS CONSTRUCTION FUND	\$0	\$0	\$13,500,000	\$9,551,300
(39) 2024 BOND FUND	\$0	\$0	\$20,000,000	\$402,500
(23) GREATER-HERMISTON ENTERPRISE ZONE PROJECT FUND	\$950,013	\$1,120,000	\$4,148,699	\$3,469,900
(04) STATE STREET TAX	\$1,906,909	\$1,583,919	\$2,450,582	\$2,268,728
(15) REGIONAL WATER	\$1,212,664	\$1,095,009	\$1,890,428	\$1,892,600
(05) TRANSIENT ROOM TAX	\$1,128,274	\$1,135,011	\$1,308,600	\$1,279,700
(25) EOTEC OPERATIONS	\$591,892	\$642,354	\$2,435,643	\$1,107,500
(26) IT	\$0	\$799,021	\$1,270,034	\$1,487,602
(02) BONDED DEBT	\$518,840	\$511,409	\$626,677	\$1,400,339
(37) CITY HALL CONSTRUCTION FUND	\$54	\$645,000	\$750,000	\$376,400
(38) LOCAL IMPROVEMENT DISTRICT	\$348,763	\$1,120,380	\$0	\$0
(11) MISCELLANEOUS SPECIAL REVENUE	\$63,144	\$70,998	\$165,000	\$303,000
(92) HURA FUND	\$251,891	\$278,823	\$0	\$0
(20) LAW ENFORCEMENT SPECIAL REV	\$20,524	\$11,744	\$36,014	\$104,700
(19) CHRISTMAS EXPRESS SPEC REVENUE	\$25,151	\$20,679	\$30,000	\$58,200
(21) LIBRARY SPECIAL REVENUE	\$8,396	\$5,651	\$33,000	\$30,600
(90) GOVERNMENT WIDE ACTIVITIES	\$0	-\$465,956	\$0	\$0
<b>TOTAL</b>	<b>\$49,841,713</b>	<b>\$57,540,609</b>	<b>\$135,843,238</b>	<b>\$109,564,064</b>

# REVENUES BY CATEGORY

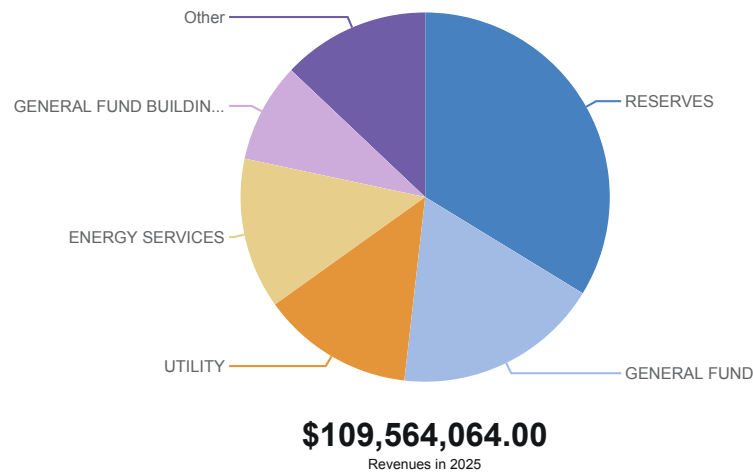
Consolidated Revenues by Category

	2021 - 22 Actual	2022 - 23 Actual	2023-24 Budget	2024 - 25 Budget
NON-REVENUE RECEIPTS	\$435,527	\$3,277,404	\$46,304,400	\$18,721,390
TRANSFERS FROM	\$6,922,700	\$7,236,231	\$22,409,242	\$10,299,350
HERMISTON ENERGY SERVICES SERVICE CHARGES	\$10,432,455	\$11,313,444	\$10,158,995	\$10,183,995
FROM OTHER AGENCIES	\$7,379,514	\$7,647,938	\$12,486,626	\$14,410,229
CASH FORWARD	\$0	\$0	\$16,994,482	\$24,888,418
PROPERTY TAXES	\$7,220,124	\$7,690,820	\$7,743,470	\$7,687,080
SERVICE CHARGES	\$5,243,863	\$6,444,434	\$6,545,684	\$8,164,002
RECYCLED WATER SERVICE CHARGES	\$5,066,101	\$6,167,091	\$5,526,000	\$5,906,000
WATER SERVICE CHARGES	\$4,982,160	\$5,314,685	\$5,220,000	\$5,722,000
LICENSES & FRANCHISES	\$1,480,042	\$1,515,953	\$1,468,300	\$2,046,300
MISCELLANEOUS REVENUE	\$456,466	\$385,193	\$349,639	\$774,300
FINES & PENALTIES	\$400,878	\$278,062	\$400,000	\$250,000
INTEREST	-\$178,115	\$269,355	\$236,400	\$511,000
OTHER LOCAL ASSESSMENTS	\$0	-\$3	\$0	\$0
TOTAL	\$49,841,713	\$57,540,609	\$135,843,238	\$109,564,064

# REVENUES BY FUND

Revenues by Fund

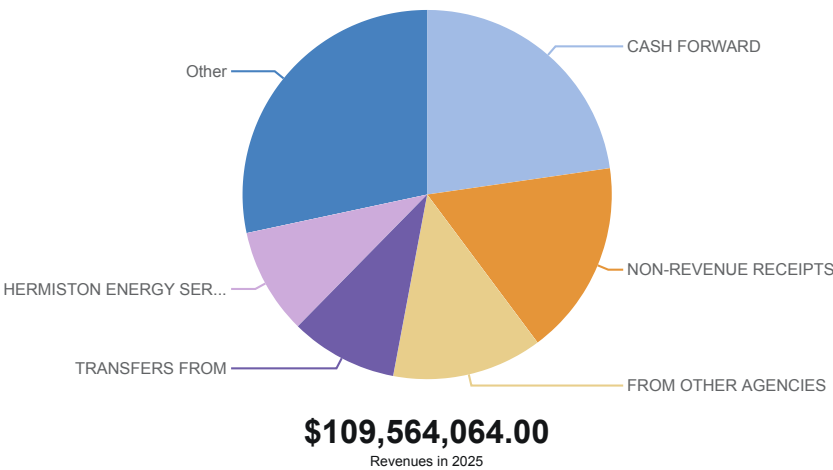
Data Updated May 13, 2024, 6:38 PM



# REVENUE BY CATEGORY CHART

## Revenues by Category

Data Updated May 13, 2024, 6:38 PM



# CONSOLIDATED REVENUES AND EXPENDITURES BY CATEGORY

## EXPENDITURES BY FUND

### Consolidated Expenditures by Fund

	2021 - 22 Actual	2022 - 23 Actual	2023-24 Budget	2024 - 25 Budget
(08) RESERVES	\$4,825,920	\$8,649,199	\$43,348,201	\$36,955,854
(03) GENERAL FUND	\$15,170,251	\$16,830,669	\$17,199,911	\$19,801,846
(13) ENERGY SERVICES	\$10,123,293	\$10,098,273	\$13,113,053	\$14,484,295
(06) UTILITY	\$9,449,663	\$10,205,403	\$13,537,397	\$14,589,000
(40) GENERAL FUND BUILDINGS CONSTRUCTION FUND	\$0	\$0	\$13,500,000	\$9,551,300
(39) 2024 BOND FUND	\$0	\$0	\$20,000,000	\$402,500
(37) CITY HALL CONSTRUCTION FUND	\$7,465,579	\$1,048,879	\$750,000	\$376,400
(23) GREATER-HERMISTON ENTERPRISE ZONE PROJECT FUND	\$887,125	\$1,005,325	\$4,148,699	\$3,469,900
(04) STATE STREET TAX	\$1,634,359	\$1,497,721	\$2,450,582	\$2,268,728
(15) REGIONAL WATER	\$1,099,715	\$967,137	\$1,890,427	\$1,892,600
(25) EOTEC OPERATIONS	\$722,859	\$987,504	\$2,435,643	\$1,107,500
(05) TRANSIENT ROOM TAX	\$1,074,232	\$1,144,567	\$1,308,600	\$1,279,700
(26) IT	\$0	\$655,968	\$1,270,034	\$1,487,602
(02) BONDED DEBT	\$533,105	\$530,819	\$626,677	\$1,400,339
(38) LOCAL IMPROVEMENT DISTRICT	\$2,439,695	\$60,965	\$0	\$0
(11) MISCELLANEOUS SPECIAL REVENUE	\$208,800	\$69,179	\$165,000	\$303,000
(92) HURA FUND	\$311,473	\$303,917	\$0	\$0
(20) LAW ENFORCEMENT SPECIAL REV	\$37,944	\$18,470	\$36,014	\$104,700
(19) CHRISTMAS EXPRESS SPEC REVENUE	\$19,129	\$20,999	\$30,000	\$58,200
(21) LIBRARY SPECIAL REVENUE	\$6,122	\$6,828	\$33,000	\$30,600
(90) GOVERNMENT WIDE ACTIVITIES	\$2,428,857	-\$2,638,193	\$0	\$0
TOTAL	\$58,438,121	\$51,463,629	\$135,843,238	\$109,564,064

# EXPENDITURES BY CATEGORY

## Consolidated Expenditures by Category

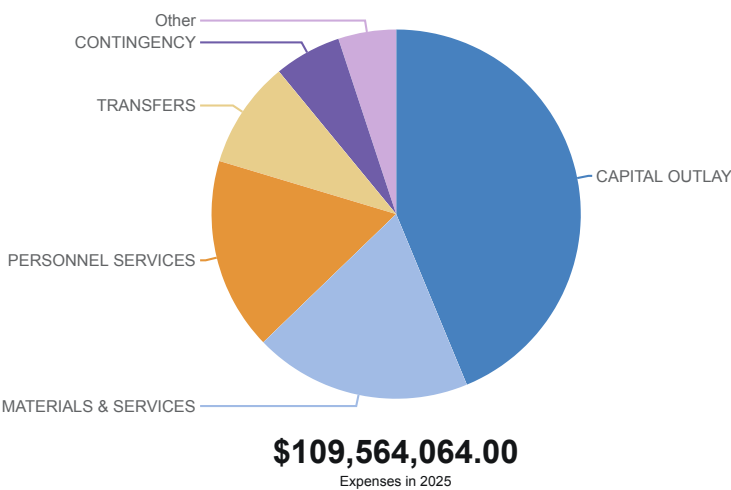
	2021 - 22 Actual	2022 - 23 Actual	2023-24 Budget	2024 - 25 Budget
<b>CAPITAL OUTLAY</b>	\$16,621,183	\$1,181,109	\$59,063,554	\$47,931,845
<b>MATERIALS &amp; SERVICES</b>	\$16,896,590	\$17,346,495	\$20,982,627	\$20,855,663
<b>PERSONNEL SERVICES</b>	\$13,102,543	\$14,644,913	\$16,519,420	\$18,474,347
<b>TRANSFERS</b>				
(39-8300-4401) TRANSFER TO GENERAL FUNDS CONSTRUCTION - LIBRARY	\$0	\$0	\$13,500,000	\$0
(39-8300-4404) TRANSFER TO HURA	\$0	\$0	\$5,000,000	\$0
(06-6320-4420) RES-CIP WATER PROJECTS	\$670,000	\$1,058,140	\$941,000	\$1,841,000
(06-6310-4425) RES-UTILITY CONSTRUCTION	\$1,312,000	\$1,312,000	\$690,536	\$935,600
(08-7280-4610) TRANS- TO UTILITY FUND-RSA	\$0	\$3,250,783	\$0	\$0
(08-7268-4410) TRANSFER TO REGIONAL WATER	\$0	\$2,809,699	\$0	\$0
(05-8810-4418) TRANSFER TO GEN FUND	\$509,610	\$545,599	\$500,000	\$573,500
(23-6300-4445) TRANSFER TO GENERAL FUND	\$459,625	\$577,825	\$460,825	\$458,425
(23-6300-4420) TRANS TO UTILITY-NE WATER TOWE	\$377,500	\$377,500	\$377,500	\$377,500
(03-8810-4414) RES-CIP STREET CONSTRUCTION	\$503,440	\$497,782	\$200,000	\$200,000
(06-6310-4695) TRANS TO GENERAL FUND	\$297,900	\$305,289	\$380,700	\$395,000
(06-6320-4695) TRANS TO GENERAL FUND	\$259,800	\$266,353	\$347,200	\$360,500
(39-8300-4402) TRANSFER TO CITY HALL CONSTRUCTION FUND	\$0	\$0	\$750,000	\$402,500
(23-6300-4430) TRANS TO FUND 02-CITY HALL BON	\$0	\$0	\$0	\$1,037,989
(06-6310-4426) RES-SANITARY SEWER DEPT EQUIP	\$160,000	\$160,000	\$160,000	\$470,000
(03-8810-4695) TRANS TO BONDED DEBT FUND 2	\$208,819	\$208,820	\$216,720	\$226,070
(15-8810-4430) RES-REPAIR & REPLACEMENT	\$200,000	\$200,000	\$200,000	\$200,000
(13-6350-4470) RES - HES IMPROVEMENTS	\$0	\$0	\$200,000	\$500,000
(13-6350-4660) TRANS TO GENERAL FUND	\$157,800	\$161,745	\$171,850	\$178,000
(03-8810-4436) RES-PENNEY AVE	\$50,000	\$0	\$596,000	\$0
(03-8810-4720) TRANSFER TO CITY HALL CONST	\$0	\$645,000	\$0	\$0
(38-8300-4420) TRANSFER TO GENERAL FUND	\$585,000	\$0	\$0	\$0
(04-6250-4695) TRANS TO GENERAL FUND	\$156,780	\$160,699	\$160,800	\$105,000
(03-8810-4715) TRANSFER TO IT FUND	\$0	\$157,000	\$192,800	\$200,100
(04-6250-4420) RES-NEW STREET BUILDING	\$175,000	\$85,701	\$128,731	\$144,966
(04-6250-4402) RES-STREET EQUIPMENT	\$150,000	\$0	\$250,000	\$120,000
(05-8810-4422) TRANSFER TO EOTEC/TPA	\$125,956	\$125,041	\$125,000	\$120,000
(08-7294-4420) TRANSFER TO EOTEC	\$0	\$0	\$425,600	\$0
(39-8300-4403) TRANSFER TO EOTEC	\$0	\$0	\$350,000	\$0
(05-8810-4419) TRANSFER TO RES-TOURISM	\$73,384	\$78,566	\$90,000	\$95,000
(05-8810-4415) TRANSFER TO RES-PARK DEV	\$73,384	\$78,566	\$90,000	\$95,000
(08-7290-4610) TRANS. TO HES FUND-RSA	\$0	\$311,768	\$0	\$0
(15-8810-4435) TRANS TO GENERAL FUND	\$56,400	\$57,810	\$90,850	\$94,500
(26-6450-4695) TRANS TO GEN FUND-OH COSTS	\$0	\$0	\$145,650	\$151,000
(05-8810-4423) TRANSFER TO EOTEC/TRT	\$0	\$0	\$125,000	\$120,000
(23-6300-4450) TRANSFER TO TRT FUND	\$0	\$0	\$0	\$205,000
(03-6400-4420) RES- AIRPORT HANGAR CONST	\$7,200	\$7,200	\$0	\$150,000
(23-6300-4455) TRANSFER TO CITY HALL CON FUND	\$0	\$0	\$0	\$160,000
(23-6300-4441) TRANS TO RES-PARKS	\$0	\$50,000	\$50,000	\$50,000
(08-7234-4426) TRANSFER TO GENERAL FUND	\$0	\$0	\$150,000	\$0
(08-7239-4426) TRANSFER TO GENERAL FUND	\$0	\$0	\$134,810	\$0
(25-6450-4695) TRANS TO GEN FUND-OH COSTS	\$0	\$0	\$55,350	\$57,500
(03-7130-4420) TRANS TO RES-HPD VEH UPFITTING	\$20,000	\$20,000	\$20,000	\$48,000
(03-8810-4432) RES-COMMUNITY ENHANCEMENTS	\$100,000	\$0	\$0	\$0
(06-6310-4442) TRANSFER TO IT FUND	\$0	\$29,000	\$23,700	\$24,750
(04-6250-4418) RES-BICYCLE TRAILS	\$14,500	\$14,500	\$14,500	\$15,500
(05-8810-4421) TRANSFER TO RES- HFAC	\$12,231	\$13,094	\$15,000	\$15,000
(20-7600-4610) TRANS TO GENERAL FUND	\$0	\$0	\$0	\$54,700

	2021 - 22 Actual	2022 - 23 Actual	2023-24 Budget	2024 - 25 Budget
(23-6300-4440) TRANS TO RES-FUNLAND REBUILD	\$50,000	\$0	\$0	\$0
(05-8810-4424) TRANSFER TO LID	\$50,000	\$0	\$0	\$0
(06-6320-4442) TRANSFER TO IT FUND	\$0	\$15,000	\$14,900	\$15,500
(11-7400-4420) TRANS TO GENERAL FUND	\$44,213	\$0	\$0	\$0
(05-8810-4425) TRANSFER TO RES-STREET CIP	\$0	\$0	\$39,870	\$0
(08-7241-4424) TRANSFER TO STREET FUND	\$39,453	\$0	\$0	\$0
(21-7700-4421) TRANS TO GENERAL FUND	\$0	\$0	\$0	\$30,600
(03-6400-4415) RES-AIRPORT IMPROVEMENTS	\$15,000	\$15,000	\$0	\$0
(06-6320-4443) TRANSFER TO STREET FUND	\$0	\$0	\$0	\$25,000
(06-6310-4443) TRANSFER TO STREET FUND	\$0	\$0	\$0	\$25,000
(04-6250-4615) TRANS TO IT FUND	\$0	\$4,000	\$9,000	\$9,350
(25-6450-4442) TRANSFER TO IT FUND	\$0	\$0	\$9,000	\$9,400
(03-7130-4430) TRANS TO RES- HPD EQUIPMENT	\$4,000	\$4,000	\$4,000	\$0
(13-6350-4665) TRANS TO IT FUND	\$0	\$5,000	\$2,350	\$2,400
(08-7268-4210) GEER RD WATER LINE LOOP	\$4,344	\$0	\$0	\$0
(11-7400-4426) TRANS TO LAW ENF SPEC REV	\$3,705	\$0	\$0	\$0
TRANSFERS TOTAL	\$6,927,044	\$13,608,481	\$27,409,242	\$10,299,350
DEBT SERVICE	\$4,553,595	\$4,613,452	\$4,562,809	\$5,330,411
CONTINGENCY	\$196,702	\$0	\$6,058,678	\$6,447,739
RESERVE FOR FUTURE EXPENDITURE	\$0	\$0	\$1,111,908	\$79,709
SPECIAL PAYMENTS	\$140,465	\$69,179	\$135,000	\$145,000
TOTAL	\$58,438,121	\$51,463,629	\$135,843,238	\$109,564,064

# EXPENDITURES BY CATEGORY

Expenditures by Category

Data Updated May 13, 2024, 6:38 PM





*Where Life is Sweet*

# GENERAL FUND

## MISSION AND FUND DESCRIPTION

---

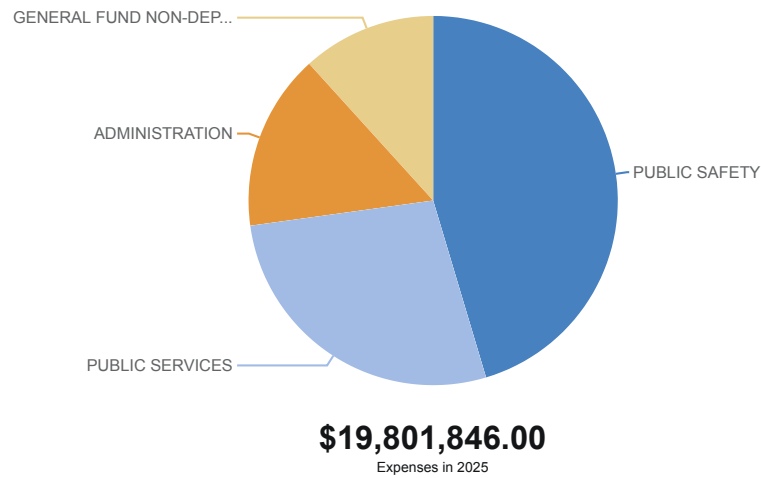
As the name implies, the general fund provides for the accounting of all revenues and expenditures not specifically categorized into a separate fund structure. The general fund is the most diverse and the largest of the City's funds. In accord with the continuing policies of the community, the general fund is the source for the inter-fund transfers necessary to augment the operations of our other functions. The general fund is the source for inter-fund transfers to the reserve fund system, the street fund, and is the direct source for the City's smaller capital outlay projects related to the departments and functions accounted in the fund. The general fund departments are categorized as:

- City Council
- City Manager/Legal
- City Planning
- Finance
- Transportation
- Airport
- Building Inspections
- Parks
- Parks/Utility Landscape
- Municipal Pool
- Municipal Buildings
- Library
- Recreation
- Community Center
- Harkenrider Center
- Court
- Public Safety
- Police
- Audit & Others
- Unappropriated Balance

# GENERAL FUND EXPENDITURES

General Fund Expenses  
by Department

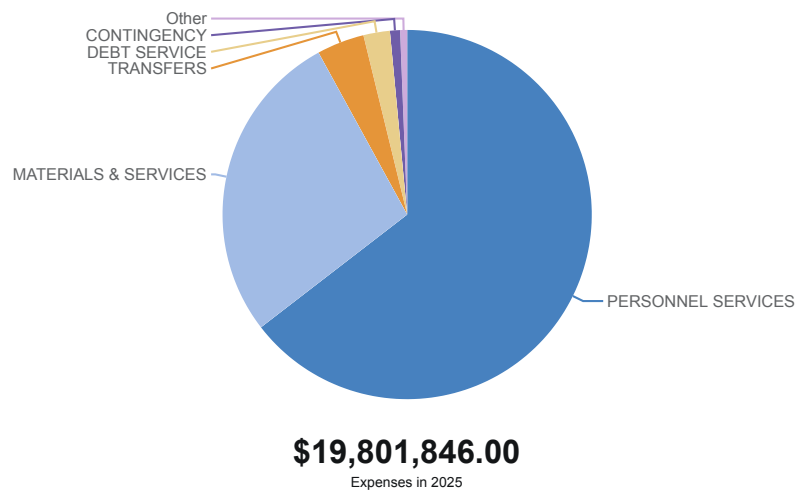
Data Updated May 13, 2024, 6:38 PM



# GENERAL FUND EXPENDITURES BY CATEGORY

General Fund Expenses  
Pie Chart

Data Updated May 13, 2024, 6:38 PM



# GENERAL FUND RESOURCES

General Fund Resources

	2021 - 22 Actual	2022 - 23 Actual	2023-24 Budget	2024 - 25 Budget
PROPERTY TAXES				
(03-3010-110) PROPERTY TAXES	\$6,567,430	\$7,007,175	\$7,351,990	\$7,572,500
(03-3010-210) DELINQUENT TAXES	\$90,781	\$97,661	\$74,000	\$70,000
(03-3015-160) HEAVY EQUIPMENT RENTAL TAX	\$0	\$4,572	\$0	\$20,000
PROPERTY TAXES TOTAL	\$6,658,211	\$7,109,409	\$7,425,990	\$7,662,500
SERVICE CHARGES				
(03-3016-255) SANITARY DISPOSAL REVENUE	\$372,552	\$397,136	\$480,000	\$640,000
(03-3016-225) CONSTRUCTION PERMIT FEES	\$334,513	\$406,132	\$196,000	\$400,000
(03-3016-285) POOL INCOME	\$360,250	\$385,777	\$290,000	\$300,000
(03-3016-245) SCHOOL DISTRICT CONTRACT	\$312,878	\$335,558	\$321,000	\$321,000
(03-3016-260) AIRPORT GAS & OIL SALES	\$179,759	\$215,013	\$330,000	\$360,000
(03-3016-224) PLAN REVIEW/SPL INSP FEE	\$222,852	\$335,686	\$175,000	\$350,000
(03-3016-240) DISTRICT LIBRARY CONTRACT	\$170,849	\$138,774	\$220,000	\$220,000
(03-3016-295) PARK & RECREATION FEE	\$150,603	\$177,706	\$160,000	\$175,000
(03-3016-248) GOOD SHEPARD CONTRACT	\$0	\$0	\$0	\$650,000
(03-3016-226) ELECTRICAL PERMITS	\$54,618	\$105,746	\$80,000	\$200,000
(03-3016-270) AIRPORT LEASE INCOME	\$59,362	\$75,334	\$85,000	\$90,000
(03-3016-300) COMMUNITY CENTER REVENUE	\$47,508	\$95,547	\$65,000	\$70,000
(03-3016-228) PLAN REVIEW/INSP FEE-UMATILLA	\$1,720	\$169,036	\$30,000	\$60,000
(03-3016-222) PLUMBING PERMITS	\$65,812	\$72,043	\$40,000	\$75,000
(03-3016-250) SENIOR TAXI TICKET SALES	\$35,725	\$39,372	\$38,000	\$41,000
(03-3016-256) SANIT DISP REV-SPRING CLEANUP	\$14,328	\$14,679	\$13,000	\$15,000
(03-3016-233) HERMISTON PLUS TAXI	\$8,315	\$15,680	\$14,500	\$14,500
(03-3016-231) HERMISTON CITY TAXI-WORK	\$10,821	\$13,873	\$13,400	\$14,400
(03-3016-241) UMATILLA CO FIRE DIST CONTRACT	\$12,000	\$12,731	\$12,000	\$12,000
(03-3016-230) LIBRARY FEES & CHARGES	\$5,036	\$5,741	\$8,000	\$8,000
(03-3016-232) HERMISTON ZIP TAXI	\$4,972	\$4,828	\$4,500	\$5,500
(03-3016-229) BLDG DEPT TECHNOLOGY FEE	\$0	\$4,746	\$0	\$0
(03-3019-245) LIBRARY MISC & RENTAL REVENUE	\$1,000	\$422	\$1,000	\$1,000
(03-3016-234) WEST-END TAXI	\$360	\$333	\$0	\$0
(03-3016-280) AIRPORT MISC INCOME	\$0	\$250	\$0	\$0
(03-3016-235) UMATILLA TAXI TICKET SALES	\$0	\$100	\$0	\$0
SERVICE CHARGES TOTAL	\$2,425,832	\$3,022,242	\$2,576,400	\$4,022,400
TRANSFERS FROM				
(03-3020-740) TRANS FROM UTILITY FUND	\$557,700	\$571,642	\$727,900	\$755,500
(03-3020-785) TRANSFER FROM ENTERPRISE ZONE PROJECT FUND	\$459,625	\$577,825	\$460,825	\$458,425
(03-3020-730) TRANS FROM TRT-POOL	\$305,766	\$327,360	\$350,000	\$403,000
(03-3020-735) TRANS FROM TRT- EVENT FACILITI	\$203,844	\$218,240	\$150,000	\$170,500
(03-3020-725) TRANS FROM ENERGY SERVICES	\$157,800	\$161,745	\$171,850	\$178,000
(03-3020-790) TRANSFER FROM LID	\$585,000	\$0	\$0	\$0
(03-3020-745) TRANS FROM STREET FUND	\$156,780	\$160,699	\$160,800	\$105,000
(03-3020-775) TRANS FROM REGIONAL WATER	\$56,400	\$57,810	\$90,850	\$94,500
(03-3020-787) TRANSFER FROM IT	\$0	\$0	\$145,650	\$151,000
(03-3020-780) TRANS FROM RESERVE FUND	\$0	\$0	\$284,810	\$0
(03-3020-786) TRANSFER FROM EOTEC	\$0	\$0	\$55,350	\$57,500
(03-3020-751) TRANS FROM LAW ENFORCEMENT FUND	\$0	\$0	\$0	\$54,700
(03-3020-750) TRANS FROM MISC SPEC REV FUND	\$44,213	\$0	\$0	\$0
(03-3020-752) TRANS FROM LIBRARY SPEC REV	\$0	\$0	\$0	\$30,600
TRANSFERS FROM TOTAL	\$2,527,128	\$2,075,320	\$2,598,035	\$2,458,725
FROM OTHER AGENCIES				
(03-3015-935) FEDERAL ARP ACT FUNDING	\$1,974,824	\$1,974,824	\$0	\$0
(03-3015-120) LIQUOR APPORTIONMENT	\$362,170	\$390,022	\$390,000	\$430,000
(03-3015-900) STATE REVENUE SHARING	\$243,353	\$266,652	\$250,000	\$300,000
(03-3015-625) STATE TAXI GRANT	\$150,734	\$97,286	\$172,500	\$172,500
(03-3015-620) COUNTY TAXI GRANT	\$29,472	\$83,913	\$187,501	\$187,501



	2021 - 22 Actual	2022 - 23 Actual	2023-24 Budget	2024 - 25 Budget
(03-3015-680) YOUTH RECREATION GRANT	\$0	\$200,000	\$0	\$0
(03-3015-630) FEDERAL TRANSPORTATION GRANT	\$0	\$0	\$100,000	\$100,000
(03-3015-965) WEST END COMMUNITY DEVELOPMENT	\$11,000	\$61,500	\$36,000	\$36,000
(03-3015-671) FEDERAL POLICE GRANT	\$0	\$0	\$53,000	\$53,000
(03-3015-575) SUMMER LUNCH PROG GRANT-FEDERA	\$14,129	\$18,321	\$30,000	\$30,000
(03-3015-681) PARKS GRANTS - PRIVATE	\$82,500	\$0	\$0	\$0
(03-3015-150) CIGARETTE TAX	\$16,161	\$14,464	\$15,000	\$14,000
(03-3015-655) COPS HIRING GRANT	\$0	\$41,667	\$0	\$0
(03-3015-670) STATE POLICE GRANT	\$0	\$0	\$0	\$15,000
(03-3015-860) SAIF - REIMBURSEMENTS	\$3,678	\$9,126	\$0	\$0
(03-3015-576) SUMMER LUNCH PROG GRANT-STATE	\$173	\$0	\$500	\$500
(03-3015-510) COMMUNITY GRANTS	\$1,026	\$0	\$0	\$0
<b>FROM OTHER AGENCIES TOTAL</b>	<b>\$2,889,220</b>	<b>\$3,157,775</b>	<b>\$1,234,501</b>	<b>\$1,338,501</b>
<b>LICENSES &amp; FRANCHISES</b>				
(03-3012-105) H E S IN LIEU OF TAXES	\$710,124	\$752,022	\$737,000	\$710,000
(03-3012-115) U E C A FRANCHISE	\$348,722	\$376,528	\$400,000	\$870,000
(03-3012-120) NATURAL GAS FRANCHISE	\$185,253	\$238,600	\$140,000	\$225,000
(03-3012-140) CHARTER FRANCHISE	\$197,819	\$107,534	\$150,000	\$100,000
(03-3012-250) BUSINESS LICENSES	\$0	\$0	\$0	\$100,000
(03-3012-150) MISC. FRANCHISES	\$16,106	\$18,526	\$13,000	\$13,000
(03-3012-130) CENTURY LINK TELE FRANCHISE	\$10,298	\$11,852	\$10,000	\$10,000
(03-3012-125) EO TELECOM FRANCHISE	\$5,810	\$2,170	\$10,000	\$10,000
(03-3012-260) DOG LICENSE & BOARD	\$3,710	\$4,580	\$3,000	\$3,000
(03-3012-110) P P & L FRANCHISE	\$0	\$2,500	\$2,500	\$2,500
(03-3012-240) MOBILE VENDOR LICENSE	\$1,500	\$1,000	\$2,000	\$2,000
(03-3012-270) LIQUOR PERMIT LICENSE	\$700	\$640	\$800	\$800
<b>LICENSES &amp; FRANCHISES TOTAL</b>	<b>\$1,480,042</b>	<b>\$1,515,953</b>	<b>\$1,468,300</b>	<b>\$2,046,300</b>
<b>CASH FORWARD</b>				
(03-3099-100) CASH FORWARD	\$0	\$0	\$951,684	\$1,260,820
<b>CASH FORWARD TOTAL</b>	<b>\$0</b>	<b>\$0</b>	<b>\$951,684</b>	<b>\$1,260,820</b>
<b>FINES &amp; PENALTIES</b>				
(03-3013-110) FINES	\$392,013	\$278,062	\$400,000	\$250,000
<b>FINES &amp; PENALTIES TOTAL</b>	<b>\$392,013</b>	<b>\$278,062</b>	<b>\$400,000</b>	<b>\$250,000</b>
<b>MISCELLANEOUS REVENUE</b>				
(03-3019-300) LAW ENFORCEMENT STAFFING FEE	\$0	\$0	\$90,000	\$270,000
(03-3019-210) MISCELLANEOUS SALES	\$56,452	\$117,016	\$75,000	\$75,000
(03-3019-100) LAND USE REVIEW FEES	\$21,889	\$13,100	\$55,000	\$55,000
(03-3019-450) NATIONAL OPIOID SETTLEMENT REV	\$0	\$49,603	\$0	\$0
(03-3019-445) PD LAW ENFORCEMENT REVENUE	\$0	\$483	\$0	\$6,000
(03-3019-440) DONATIONS-DROWING PREVENTION	\$1,947	\$859	\$0	\$0
<b>MISCELLANEOUS REVENUE TOTAL</b>	<b>\$80,287</b>	<b>\$181,061</b>	<b>\$220,000</b>	<b>\$406,000</b>
<b>INTEREST</b>				
(03-3014-110) INTEREST ON INVESTMENTS	-\$50,798	\$140,184	\$200,000	\$250,000
<b>INTEREST TOTAL</b>	<b>-\$50,798</b>	<b>\$140,184</b>	<b>\$200,000</b>	<b>\$250,000</b>
<b>NON-REVENUE RECEIPTS</b>				
(03-3018-610) REIMBURSE DIRECT EXPENSE	\$50,684	\$60,494	\$125,000	\$75,000
(03-3018-310) LEASE PROCEEDS	\$0	\$0	\$0	\$31,600
<b>NON-REVENUE RECEIPTS TOTAL</b>	<b>\$50,684</b>	<b>\$60,494</b>	<b>\$125,000</b>	<b>\$106,600</b>
<b>TOTAL</b>	<b>\$16,452,620</b>	<b>\$17,540,500</b>	<b>\$17,199,910</b>	<b>\$19,801,846</b>

# CONSOLIDATED GENERAL FUND

## EXPENDITURES BY CATEGORY

Consolidated General Fund Expenditures by Category

	2021 - 22 Actual	2022 - 23 Actual	2023-24 Budget	2024 - 25 Budget
PERSONNEL SERVICES	\$9,742,873	\$10,552,684	\$11,427,409	\$12,781,328
MATERIALS & SERVICES	\$3,963,904	\$4,126,207	\$3,873,708	\$5,441,273
TRANSFERS				
(03-8810-4414) RES-CIP STREET CONSTRUCTION	\$503,440	\$497,782	\$200,000	\$200,000
(03-8810-4695) TRANS TO BONDED DEBT FUND 2	\$208,819	\$208,820	\$216,720	\$226,070
(03-8810-4436) RES-PENNEY AVE	\$50,000	\$0	\$596,000	\$0
(03-8810-4720) TRANSFER TO CITY HALL CONST	\$0	\$645,000	\$0	\$0
(03-8810-4715) TRANSFER TO IT FUND	\$0	\$157,000	\$192,800	\$200,100
(03-6400-4420) RES- AIRPORT HANGAR CONST	\$7,200	\$7,200	\$0	\$150,000
(03-7130-4420) TRANS TO RES-HPD VEH UPFITTING	\$20,000	\$20,000	\$20,000	\$48,000
(03-8810-4432) RES-COMMUNITY ENHANCEMENTS	\$100,000	\$0	\$0	\$0
(03-6400-4415) RES-AIRPORT IMPROVEMENTS	\$15,000	\$15,000	\$0	\$0
(03-7130-4430) TRANS TO RES- HPD EQUIPMENT	\$4,000	\$4,000	\$4,000	\$0
TRANSFERS TOTAL	\$908,459	\$1,554,802	\$1,229,520	\$824,170
DEBT SERVICE	\$459,625	\$457,825	\$460,825	\$458,425
CAPITAL OUTLAY	\$95,389	\$139,151	\$89,000	\$121,650
CONTINGENCY	\$0	\$0	\$119,449	\$175,000
TOTAL	\$15,170,251	\$16,830,669	\$17,199,911	\$19,801,846

# CONSOLIDATED GENERAL FUND

## EXPENDITURES BY DEPARTMENT

### Consolidated General Fund Expenditures

	2021 - 22 Actual	2022 - 23 Actual	2023-24 Budget	2024 - 25 Budget
<b>PUBLIC SAFETY</b>				
(03-7130) POLICE-OPERATIONS	\$5,598,333	\$6,036,541	\$6,674,554	\$8,002,460
(03-5200) COURT	\$541,135	\$635,744	\$710,237	\$944,402
(03-7030) PUBLIC SAFETY CENTER	\$60,592	\$58,330	\$43,000	\$38,500
<b>PUBLIC SAFETY TOTAL</b>	<b>\$6,200,060</b>	<b>\$6,730,615</b>	<b>\$7,427,791</b>	<b>\$8,985,362</b>
<b>PUBLIC SERVICES</b>				
(03-6740) LIBRARY	\$864,376	\$907,469	\$890,512	\$936,675
(03-6750) RECREATION	\$808,562	\$877,228	\$618,930	\$779,329
(03-6710) PARKS	\$754,185	\$768,741	\$708,205	\$758,023
(03-6720) MUNICIPAL POOL	\$563,723	\$577,674	\$555,957	\$619,037
(03-6500) BUILDING INSPECTIONS	\$461,058	\$531,490	\$563,285	\$615,881
(03-6400) AIRPORT	\$280,886	\$386,277	\$469,800	\$630,550
(03-6230) TRANSPORTATION	\$302,029	\$411,586	\$472,000	\$552,000
(03-6760) COMMUNITY CENTER	\$196,454	\$197,382	\$192,772	\$213,685
(03-6730) MUNICIPAL BUILDINGS	\$138,961	\$147,079	\$149,790	\$153,238
(03-6770) HARKENRIDER CENTER	\$58,726	\$59,688	\$58,010	\$94,176
(03-6715) PARKS/UTILITY LANDSCAPE	\$44,217	\$56,053	\$44,115	\$81,590
<b>PUBLIC SERVICES TOTAL</b>	<b>\$4,473,179</b>	<b>\$4,920,667</b>	<b>\$4,723,376</b>	<b>\$5,434,184</b>
<b>GENERAL FUND NON-DEPARTMENTAL</b>	<b>\$2,477,228</b>	<b>\$3,069,937</b>	<b>\$2,580,094</b>	<b>\$2,321,445</b>
<b>ADMINISTRATION</b>				
(03-4210) CITY MANAGER/LEGAL	\$1,145,305	\$985,461	\$1,057,269	\$1,102,880
(03-4300) FINANCE	\$617,638	\$647,941	\$764,237	\$746,512
(03-4400) CITY PLANNING	\$2,611	\$418,912	\$630,341	\$1,158,589
(03-5100) LEGAL COUNSEL	\$213,461	\$0	\$0	\$0
(03-4110) CITY COUNCIL	\$40,769	\$57,137	\$16,803	\$52,874
<b>ADMINISTRATION TOTAL</b>	<b>\$2,019,784</b>	<b>\$2,109,451</b>	<b>\$2,468,650</b>	<b>\$3,060,855</b>
<b>TOTAL</b>	<b>\$15,170,251</b>	<b>\$16,830,669</b>	<b>\$17,199,911</b>	<b>\$19,801,846</b>

# CITY COUNCIL

## MISSION STATEMENT

To lead the community by formulating policy and giving guidance and support to enhance Hermiston.

## DEPARTMENT DESCRIPTION

Hermiston uses a “Council-Manager” form of government, similar to the large majority of Oregon cities. In a Council-Manager form of government, all powers of the city are vested in the City Council. The Council, made up of 9 elected Hermiston residents, ultimately decides whether or not the City will take an action on matters concerning the city. The Council hires a City Manager, to manage all of the day-to-day decisions.

The City Council budget provides for the payment of our elected officials. The rates of pay are \$100 per month for councilors and \$250 per month for the mayor. The mayor and council are the policy leaders of all of the City of Hermiston, and each of the operating and capital outlay areas identified in this budget.

# CITY COUNCIL DETAILED EXPENDITURES

City Council Detailed Expenditures

	2021 - 22 Actual	2022 - 23 Actual	2023-24 Budget	2024 - 25 Budget
<b>MATERIALS &amp; SERVICES</b>				
(03-4110-2240) TRAVEL & TRAINING	\$5,662	\$19,809	\$10,000	\$15,000
(03-4110-2920) DUES & MEMBERSHIP	\$14,898	\$16,390	\$0	\$18,000
(03-4110-3207) FOOD & MISCELLANEOUS	\$5,259	\$6,134	\$1,000	\$5,000
<b>MATERIALS &amp; SERVICES TOTAL</b>	<b>\$25,818</b>	<b>\$42,332</b>	<b>\$11,000</b>	<b>\$38,000</b>
<b>PERSONNEL SERVICES</b>				
SALARY & WAGES	\$12,600	\$12,600	\$4,200	\$12,600
RETIREMENT	\$1,435	\$1,217	\$1,193	\$1,159
SOCIAL SECURITY	\$964	\$964	\$322	\$964
UNEMPLOYMENT INSURANCE	\$0	-\$13	\$21	\$88
PAID LEAVE OREGON	\$0	\$25	\$17	\$50
ACCIDENT INSURANCE	-\$49	\$11	\$50	\$13
<b>PERSONNEL SERVICES TOTAL</b>	<b>\$14,951</b>	<b>\$14,804</b>	<b>\$5,803</b>	<b>\$14,874</b>
<b>TOTAL</b>	<b>\$40,769</b>	<b>\$57,137</b>	<b>\$16,803</b>	<b>\$52,874</b>

# CITY MANAGER/LEGAL DEPARTMENT

## MISSION STATEMENT

With the help of fellow employees, to accomplish policy objectives and activity priorities established by the Mayor and City Council, to provide Mayor and City Council with the information and communications needed to facilitate the decision making process and to provide the leadership and guidance among fellow employees of the city such that we may always take pride in the worth of the public services we perform, rendering those services to the very best of our individual and collective abilities.

## DEPARTMENT DESCRIPTION

The City Manager/Legal Department works with the City Council, citizens, regulatory agencies, the planning commission, developers, property owners, outside agencies, other elected officials and city staff to ensure effective management of the city's operations as well as purposeful management of the city's growth.

The City Attorney provides legal advice with regards to city operations. The city attorney attends City Council and Leadership Team meetings, attends City Planning Commission meetings as requested, and prepares legal documents, including ordinances, resolutions, and public contracts, as requested.

# CITY MANAGER/LEGAL DETAILED EXPENDITURES

### City Manager/Planning

	2021 - 22 Actual	2022 - 23 Actual	2023-24 Budget	2024 - 25 Budget
<b>PERSONNEL SERVICES</b>				
SALARY & WAGES	\$682,102	\$602,596	\$630,029	\$648,656
RETIREMENT	\$195,479	\$168,057	\$184,626	\$190,057
MEDICAL, DENTAL & LIFE INS	\$151,305	\$125,141	\$128,995	\$137,720
SOCIAL SECURITY	\$49,966	\$43,775	\$48,450	\$49,875
EMPR CONTRIB DEFERRED COMP	\$2,585	\$2,519	\$3,300	\$3,300
LONG TERM DISABILITY	\$0	\$3,353	\$3,583	\$3,948
PAID LEAVE OREGON	\$0	\$1,207	\$2,533	\$2,608
ACCIDENT INSURANCE	\$1,843	\$537	\$570	\$652
UNEMPLOYMENT INSURANCE	-\$6,688	\$1,070	\$4,433	\$4,564
OVERTIME	\$834	\$0	\$0	\$0
<b>PERSONNEL SERVICES TOTAL</b>	<b>\$1,077,426</b>	<b>\$948,255</b>	<b>\$1,006,519</b>	<b>\$1,041,380</b>
<b>MATERIALS &amp; SERVICES</b>				
(03-4210-2240) TRAVEL & TRAINING	\$14,219	\$19,731	\$15,000	\$18,000
(03-4210-2160) LABOR NEGOTIATIONS	\$0	\$10,167	\$10,000	\$20,000
(03-4210-3207) FOOD & MISCELLANEOUS	\$11,608	\$10,749	\$7,000	\$5,000
(03-4210-2920) DUES & MEMBERSHIP	\$3,457	\$6,670	\$5,000	\$5,000
(03-4210-3101) OFFICE SUPPLIES	\$9,337	\$4,515	\$2,250	\$2,500
(03-4210-2520) TELEPHONE	\$1,667	\$1,533	\$2,000	\$2,000
(03-4210-2910) CLEANING AND PAINTING	\$4,292	\$2,530	\$0	\$0
(03-4210-2940) LEASED VEHICLES	\$5,658	\$0	\$0	\$0
(03-4210-2960) NUISANCE ABATEMENT	\$5,516	\$0	\$0	\$0
(03-4210-2320) LEGAL PUBLICATIONS	\$2,496	\$808	\$1,000	\$1,000
(03-4210-3215) MOTOR VEHICLE FUEL & OIL	\$1,911	\$0	\$0	\$0
(03-4210-2950) MISCELLANEOUS CONTRACTUAL	\$6,585	-\$21,592	\$8,500	\$8,000
(03-4210-2210) POSTAGE	\$988	\$347	\$0	\$0
(03-4210-2510) ELECTRICITY	\$0	\$400	\$0	\$0
(03-4210-3216) MOTOR VEHICLE PARTS	\$146	\$0	\$0	\$0
<b>MATERIALS &amp; SERVICES TOTAL</b>	<b>\$67,879</b>	<b>\$35,858</b>	<b>\$50,750</b>	<b>\$61,500</b>
<b>CAPITAL OUTLAY</b>	<b>\$0</b>	<b>\$1,348</b>	<b>\$0</b>	<b>\$0</b>
<b>TOTAL</b>	<b>\$1,145,305</b>	<b>\$985,461</b>	<b>\$1,057,269</b>	<b>\$1,102,880</b>

# CITY PLANNING DEPARTMENT

## MISSION STATEMENT

Working as a team, the planning department insures orderly urban growth. The department seeks to create an environment where all parties gain from the development process; whether through protection of property rights, creating a livable environment, or overall residential and economic development.

## DEPARTMENT DESCRIPTION

With a full-time staff of three, the planning department administers the day-to-day land use planning actions of the city. The department works with the City Council, planning commission, developers, property owners, outside agencies, and city staff to ensure orderly development. The department also maintains and administers the city's land use ordinances and comprehensive plan. Code enforcement duties fall within the planning office's jurisdiction.

# CITY PLANNING DETAILED EXPENDITURES

## City Planning Expenditures

	2021 - 22 Actual	2022 - 23 Actual	2023-24 Budget	2024 - 25 Budget
<b>PERSONNEL SERVICES</b>				
SALARY & WAGES	\$0	\$243,887	\$257,311	\$254,373
RETIREMENT	\$0	\$72,508	\$79,761	\$79,127
MEDICAL, DENTAL & LIFE INS	\$0	\$49,129	\$52,822	\$38,347
SOCIAL SECURITY	\$0	\$18,373	\$19,684	\$19,460
LONG TERM DISABILITY	\$0	\$1,318	\$1,463	\$1,548
UNEMPLOYMENT INSURANCE	\$0	\$430	\$1,801	\$1,781
ACCIDENT INSURANCE	\$0	\$1,526	\$870	\$936
PAID LEAVE OREGON	\$0	\$493	\$1,029	\$1,017
OVERTIME	\$0	\$272	\$0	\$0
<b>PERSONNEL SERVICES TOTAL</b>	<b>\$0</b>	<b>\$387,936</b>	<b>\$414,741</b>	<b>\$396,589</b>
<b>MATERIALS &amp; SERVICES</b>				
(03-4400-2950) MISCELLANEOUS CONTRACTUAL	\$0	\$8,457	\$185,500	\$731,000
(03-4400-2960) NUISANCE ABATEMENT	\$2,463	\$4,993	\$11,800	\$11,800
(03-4400-2940) LEASED VEHICLES	\$0	\$9,607	\$9,000	\$9,000
(03-4400-3101) OFFICE SUPPLIES	\$0	\$3,229	\$2,500	\$2,500
(03-4400-3215) MOTOR VEHICLE FUEL & OIL	\$0	\$2,006	\$2,750	\$2,750
(03-4400-2320) LEGAL PUBLICATIONS	\$149	\$671	\$1,500	\$2,000
(03-4400-2210) POSTAGE	\$0	\$815	\$1,000	\$1,300
(03-4400-2520) TELEPHONE	\$0	\$104	\$500	\$500
(03-4400-3216) MOTOR VEHICLE PARTS	\$0	\$360	\$250	\$250
(03-4400-2240) TRAVEL & TRAINING	\$0	\$110	\$300	\$300
(03-4400-3207) FOOD & MISCELLANEOUS	\$0	\$184	\$200	\$200
(03-4400-2920) DUES & MEMBERSHIP	\$0	\$125	\$200	\$200
(03-4400-3214) MINOR/SAFETY EQUIP	\$0	\$9	\$100	\$200
(03-4400-2510) ELECTRICITY	\$0	\$238	\$0	\$0
(03-4400-2910) CLEANING AND PAINTING	\$0	\$68	\$0	\$0
<b>MATERIALS &amp; SERVICES TOTAL</b>	<b>\$2,611</b>	<b>\$30,976</b>	<b>\$215,600</b>	<b>\$762,000</b>
<b>TOTAL</b>	<b>\$2,611</b>	<b>\$418,912</b>	<b>\$630,341</b>	<b>\$1,158,589</b>

# FINANCE DEPARTMENT

## MISSION STATEMENT

To maintain the financial stability of the community, promote a service-oriented government and provide prompt, courteous, and friendly services to the residents of the community.

## DEPARTMENT DESCRIPTION

The finance department is responsible for accounting, budgeting, accounts payable, accounts receivable, investment management, debt management, risk management, information technology, grant management, utility billing, and customer service.

# FINANCE DETAILED EXPENDITURES

## Finance Detailed Expenditures

	2021 - 22 Actual	2022 - 23 Actual	2023-24 Budget	2024 - 25 Budget
<b>PERSONNEL SERVICES</b>				
SALARY & WAGES	\$390,160	\$407,755	\$473,407	\$443,312
RETIREMENT	\$106,176	\$101,787	\$134,534	\$126,043
MEDICAL, DENTAL & LIFE INS	\$78,866	\$83,975	\$90,138	\$112,180
SOCIAL SECURITY	\$29,085	\$30,447	\$36,241	\$33,952
LONG TERM DISABILITY	\$0	\$2,254	\$2,693	\$2,699
PAID LEAVE OREGON	\$0	\$811	\$1,896	\$1,775
UNEMPLOYMENT INSURANCE	-\$3,446	\$818	\$3,227	\$3,107
ACCIDENT INSURANCE	\$351	\$365	\$801	\$444
EMPR CONTRIB DEFERRED COMP	\$111	\$120	\$300	\$500
<b>PERSONNEL SERVICES TOTAL</b>	<b>\$601,303</b>	<b>\$628,332</b>	<b>\$743,237</b>	<b>\$724,012</b>
<b>MATERIALS &amp; SERVICES</b>				
(03-4300-3101) OFFICE SUPPLIES	\$10,019	\$7,370	\$7,500	\$7,000
(03-4300-2240) TRAVEL & TRAINING	\$808	\$6,180	\$5,000	\$6,000
(03-4300-2210) POSTAGE	\$1,498	\$3,542	\$4,000	\$4,500
(03-4300-2920) DUES & MEMBERSHIP	\$1,768	\$1,149	\$2,000	\$2,500
(03-4300-2680) REPAIRS-OFFICE EQUIPMENT	\$1,289	\$0	\$1,500	\$1,500
(03-4300-2520) TELEPHONE	\$859	\$759	\$1,000	\$1,000
(03-4300-3207) FOOD & MISCELLANEOUS	\$93	\$311	\$0	\$0
(03-4300-2510) ELECTRICITY	\$0	\$297	\$0	\$0
<b>MATERIALS &amp; SERVICES TOTAL</b>	<b>\$16,334</b>	<b>\$19,608</b>	<b>\$21,000</b>	<b>\$22,500</b>
<b>TOTAL</b>	<b>\$617,638</b>	<b>\$647,941</b>	<b>\$764,237</b>	<b>\$746,512</b>

# LEGAL DEPARTMENT

## MISSION STATEMENT

To provide prompt legal services to the City Council, City Manager, and operating departments as required.

## DEPARTMENT DESCRIPTION

The Office of City Attorney provides legal advice to city operations. The city attorney attends City Council and Leadership Team meetings, attends City Planning Commission meetings as requested, and prepares legal documents, including ordinances, resolutions, and public contracts, as requested.

The labor negotiations attorney represents the city in union labor negotiations and may provide advice on other labor matters.

# LEGAL DETAILED EXPENDITURES

## Legal Detailed Expenditures

	2021 - 22 Actual	2022 - 23 Actual	2023-24 Budget	2024 - 25 Budget
<b>PERSONNEL SERVICES</b>	\$152,869	\$0	\$0	\$0
<b>MATERIALS &amp; SERVICES</b>				
(03-5100-2130) OTHER PROFESSIONAL SERVICES	\$34,648	\$0	\$0	\$0
(03-5100-2160) LABOR NEGOTIATIONS	\$21,591	\$0	\$0	\$0
(03-5100-3101) OFFICE SUPPLIES	\$2,800	\$0	\$0	\$0
(03-5100-2240) TRAVEL & TRAINING	\$1,480	\$0	\$0	\$0
<b>MATERIALS &amp; SERVICES TOTAL</b>	<b>\$60,519</b>	<b>\$0</b>	<b>\$0</b>	<b>\$0</b>
<b>CAPITAL OUTLAY</b>				
(03-5100-4305) OFFICE EQUIPMENT	\$73	\$0	\$0	\$0
<b>CAPITAL OUTLAY TOTAL</b>	<b>\$73</b>	<b>\$0</b>	<b>\$0</b>	<b>\$0</b>
<b>TOTAL</b>	<b>\$213,461</b>	<b>\$0</b>	<b>\$0</b>	<b>\$0</b>

# CONSOLIDATED ADMINISTRATIVE SERVICES

## Consolidated Administration

	2021 - 22 Actual	2022 - 23 Actual	2023-24 Budget	2024 - 25 Budget
(03-4210) CITY MANAGER/LEGAL	\$1,145,305	\$985,461	\$1,057,269	\$1,102,880
(03-4300) FINANCE	\$617,638	\$647,941	\$764,237	\$746,512
(03-4400) CITY PLANNING	\$2,611	\$418,912	\$630,341	\$1,158,589
(03-5100) LEGAL COUNSEL	\$213,461	\$0	\$0	\$0
(03-4110) CITY COUNCIL	\$40,769	\$57,137	\$16,803	\$52,874
<b>TOTAL</b>	<b>\$2,019,784</b>	<b>\$2,109,451</b>	<b>\$2,468,650</b>	<b>\$3,060,855</b>

# CONSOLIDATED ADMINISTRATIVE SERVICES

## BY CATEGORY

## Consolidated Administration Expenditures by Category - Up...

	2021 - 22 Actual	2022 - 23 Actual	2023-24 Budget	2024 - 25 Budget
<b>PERSONNEL SERVICES</b>	\$1,846,549	\$1,979,328	\$2,170,300	\$2,176,855
<b>MATERIALS &amp; SERVICES</b>	\$173,161	\$128,775	\$298,350	\$884,000
<b>CAPITAL OUTLAY</b>	\$73	\$1,348	\$0	\$0
<b>TOTAL</b>	<b>\$2,019,784</b>	<b>\$2,109,451</b>	<b>\$2,468,650</b>	<b>\$3,060,855</b>



# TRANSPORTATION

## MISSION STATEMENT

To provide quality transportation to members of the community to the maximum extent possible within the fiscal constraints of the City.

## DEPARTMENT DESCRIPTION

This service is provided entirely through 3rd-party contracts. The city subsidizes taxi rides for seniors and disabled residents. The City also collaborates with KAYAK Public Transit to provide a fixed-route bus, which loops through the city on weekdays, by providing local funds to leverage state and federal grant funding. The City also coordinates subsidized taxi rides for community members to get to employment opportunities, however this program is intended to yield no out-of-pocket costs for the City, with a 36/64 cost split between the rider (through fares), and ODOT through STIF (payroll tax) grant funding.

# TRANSPORTATION DETAILED EXPENDITURES

Transportation Detailed Expenditures

	2021 - 22 Actual	2022 - 23 Actual	2023-24 Budget	2024 - 25 Budget
MATERIALS & SERVICES				
(03-6230-2970) GENERAL CITIZEN TAXI PROGRAM	\$159,763	\$262,086	\$135,000	\$150,000
(03-6230-2980) SENIOR TAXI PROGRAM	\$89,957	\$97,072	\$225,000	\$290,000
(03-6230-2990) BUS PROGRAM	\$51,664	\$51,543	\$50,000	\$50,000
(03-6230-2350) ADVERTISING	\$0	\$0	\$60,000	\$60,000
(03-6230-2310) PRINTING	\$646	\$885	\$2,000	\$2,000
MATERIALS & SERVICES TOTAL	\$302,029	\$411,586	\$472,000	\$552,000
TOTAL	\$302,029	\$411,586	\$472,000	\$552,000

# AIRPORT

## MISSION STATEMENT

To serve as a critical piece of the region's overall transportation infrastructure by operating a high-quality General Aviation Airport which accommodates all private and commercial aviation related uses. To enhance regional economic depth and diversity by providing leasable sites for aviation related businesses, and non-aviation related businesses where appropriate.

## DEPARTMENT DESCRIPTION

Hermiston Municipal Airport is operated on a contract basis through a local Fixed Base Operator (FBO). The FBO provides day-to-day maintenance and operation, but other city departments also provide manpower and assistance on a limited as-needed basis. The airport provides fuel sales, 40+ tie down spaces, two city-owned multi-space hangars, and one open hangar. The Assistant City Manager provides administrative oversight of long-range planning.

# AIRPORT DETAILED EXPENDITURES

## Airport Detailed Expenditures

	2021 - 22 Actual	2022 - 23 Actual	2023-24 Budget	2024 - 25 Budget
<b>MATERIALS &amp; SERVICES</b>				
(03-6400-3215) MOTOR VEHICLE FUEL & OIL	\$137,428	\$186,726	\$310,000	\$310,000
(03-6400-2130) OTHER PROFESSIONAL SERVICES	\$79,755	\$94,188	\$106,000	\$112,000
(03-6400-2450) PROPERTY & LIABILITY INS	\$11,643	\$12,369	\$15,500	\$17,000
(03-6400-2950) MISCELLANEOUS CONTRACTUAL	\$4,817	\$12,608	\$10,000	\$11,000
(03-6400-2520) TELEPHONE	\$6,331	\$7,018	\$7,000	\$7,000
(03-6400-3222) PARTS FOR OPERATING EQUIP	\$30	\$13,500	\$2,000	\$3,500
(03-6400-2510) ELECTRICITY	\$8,353	\$8,627	\$0	\$0
(03-6400-3208) FUEL-OTHER THAN VEHICLE	\$1,625	\$2,067	\$2,000	\$2,500
(03-6400-3214) MINOR/SAFETY EQUIP	\$763	\$77	\$1,000	\$1,000
(03-6400-2985) LICENSES & PERMITS	\$639	\$639	\$300	\$500
(03-6400-3204) CLEAN/SANITATION SUPPLIES	\$226	\$576	\$300	\$350
(03-6400-3207) FOOD & MISCELLANEOUS	\$0	\$131	\$500	\$500
(03-6400-3101) OFFICE SUPPLIES	\$0	\$150	\$200	\$200
<b>MATERIALS &amp; SERVICES TOTAL</b>	<b>\$251,610</b>	<b>\$338,676</b>	<b>\$454,800</b>	<b>\$465,550</b>
<b>TRANSFERS</b>				
(03-6400-4420) RES- AIRPORT HANGAR CONST	\$7,200	\$7,200	\$0	\$150,000
(03-6400-4415) RES-AIRPORT IMPROVEMENTS	\$15,000	\$15,000	\$0	\$0
<b>TRANSFERS TOTAL</b>	<b>\$22,200</b>	<b>\$22,200</b>	<b>\$0</b>	<b>\$150,000</b>
<b>CAPITAL OUTLAY</b>				
(03-6400-4208) AIRPORT IMPROVEMENTS	\$7,076	\$25,402	\$15,000	\$15,000
<b>CAPITAL OUTLAY TOTAL</b>	<b>\$7,076</b>	<b>\$25,402</b>	<b>\$15,000</b>	<b>\$15,000</b>
<b>TOTAL</b>	<b>\$280,886</b>	<b>\$386,277</b>	<b>\$469,800</b>	<b>\$630,550</b>

# BUILDING INSPECTIONS

## MISSION STATEMENT

To provide effective public service for residential and commercial structures through education and safety for the citizens of Hermiston.

## DEPARTMENT DESCRIPTION

The building department assists in negotiation with developers and builders to the extent and character of individual developments as well as in land use compatibility. The building department shall render interpretations pertaining to code and will adopt and enforce rules and supplemental regulations to clarify the application of its provisions. Such interpretations, rules and regulations shall be in conformance with the intent and purpose of the code.

# BUILDING INSPECTIONS DETAILED EXPENDITURES

Building Inspections Detailed Expenditures

	2021 - 22 Actual	2022 - 23 Actual	2023-24 Budget	2024 - 25 Budget
<b>PERSONNEL SERVICES</b>				
SALARY & WAGES	\$228,417	\$306,431	\$316,317	\$333,448
RETIREMENT	\$68,521	\$83,426	\$102,672	\$107,922
MEDICAL, DENTAL & LIFE INS	\$43,766	\$64,609	\$64,501	\$68,807
SOCIAL SECURITY	\$17,157	\$22,955	\$24,198	\$25,509
ACCIDENT INSURANCE	\$1,615	\$2,424	\$2,585	\$3,320
LONG TERM DISABILITY	\$0	\$1,434	\$1,800	\$2,029
PAID LEAVE OREGON	\$0	\$607	\$1,265	\$1,334
UNEMPLOYMENT INSURANCE	-\$2,310	\$559	\$2,214	\$2,334
<b>PERSONNEL SERVICES TOTAL</b>	<b>\$357,165</b>	<b>\$482,444</b>	<b>\$515,552</b>	<b>\$544,703</b>
<b>MATERIALS &amp; SERVICES</b>				
(03-6500-2950) MISCELLANEOUS CONTRACTUAL	\$45,457	\$8,787	\$8,000	\$8,000
(03-6500-2230) CC TRANSACTION FEES	\$19,943	\$14,859	\$13,280	\$21,000
(03-6500-2940) LEASED VEHICLES	\$5,135	\$10,793	\$10,793	\$10,793
(03-6500-2610) REPAIRS-BUILDINGS	\$12,846	\$0	\$0	\$0
(03-6500-3101) OFFICE SUPPLIES	\$2,103	\$1,952	\$2,000	\$6,100
(03-6500-3215) MOTOR VEHICLE FUEL & OIL	\$2,067	\$3,250	\$3,300	\$3,300
(03-6500-2520) TELEPHONE	\$3,184	\$3,020	\$2,400	\$2,400
(03-6500-2660) REPAIRS-MOTOR VEHICLES	\$4,906	\$144	\$1,000	\$4,000
(03-6500-2240) TRAVEL & TRAINING	\$1,070	\$3,611	\$2,500	\$2,500
(03-6500-2450) PROPERTY & LIABILITY INS	\$0	\$0	\$0	\$6,525
(03-6500-2510) ELECTRICITY	\$2,980	\$1,176	\$0	\$1,500
(03-6500-2910) CLEANING & PAINTING	\$2,304	\$880	\$760	\$760
(03-6500-3216) MOTOR VEHICLE PARTS	\$0	\$24	\$1,500	\$1,500
(03-6500-2920) DUES & MEMBERSHIP	\$566	\$145	\$700	\$700
(03-6500-3208) FUEL-OTHER THAN VEHICLE	\$1,122	\$146	\$600	\$0
(03-6500-2110) AUDIT & ACCOUNTING	\$0	\$0	\$0	\$1,200
(03-6500-3207) FOOD & MISCELLANEOUS	\$60	\$258	\$400	\$400
(03-6500-2320) LEGAL PUBLICATIONS	\$0	\$0	\$500	\$500
(03-6500-2210) POSTAGE	\$150	\$0	\$0	\$0
<b>MATERIALS &amp; SERVICES TOTAL</b>	<b>\$103,894</b>	<b>\$49,045</b>	<b>\$47,733</b>	<b>\$71,178</b>
<b>TOTAL</b>	<b>\$461,058</b>	<b>\$531,490</b>	<b>\$563,285</b>	<b>\$615,881</b>

# PARKS

## MISSION STATEMENT

The City of Hermiston Parks Division protects, develops and enhances the City’s Parks, trails, open spaces, and landscapes for the enjoyment of citizens.

## DEPARTMENT DESCRIPTION

The Parks and Recreation Department is responsible for creating and maintaining diverse recreation programs and facilities for all residents. We strengthen the community through a wide variety recreational opportunities that add to Hermiston's overall quality of life.

# PARKS DETAILED EXPENDITURES

Parks Detailed Expenditures

	2021 - 22 Actual	2022 - 23 Actual	2023-24 Budget	2024 - 25 Budget
PERSONNEL SERVICES				
SALARY & WAGES	\$322,016	\$350,218	\$336,162	\$348,930
RETIREMENT	\$92,256	\$96,462	\$95,006	\$100,420
MEDICAL, DENTAL & LIFE INS	\$77,365	\$75,995	\$81,554	\$86,557
SOCIAL SECURITY	\$24,901	\$27,063	\$25,730	\$27,249
OVERTIME	\$11,528	\$11,589	\$10,326	\$7,089
ACCIDENT INSURANCE	\$7,165	\$8,344	\$8,139	\$10,377
LONG TERM DISABILITY	\$0	\$1,570	\$1,684	\$1,908
PAID LEAVE OREGON	\$0	\$682	\$1,345	\$1,425
UNEMPLOYMENT INSURANCE	-\$3,408	\$571	\$2,354	\$2,493
EMPR CONTRIB DEFERRED COMP	\$54	\$86	\$175	\$175
PERSONNEL SERVICES TOTAL	\$531,877	\$572,580	\$562,475	\$586,623
MATERIALS & SERVICES				
(03-6710-2950) MISCELLANEOUS CONTRACTUAL	\$99,161	\$39,774	\$47,630	\$48,000
(03-6710-3215) MOTOR VEHICLE FUEL & OIL	\$22,136	\$23,034	\$19,000	\$24,000
(03-6710-3201) AG & HORT SUPPLIES	\$26,278	\$13,133	\$23,500	\$23,000
(03-6710-3214) MINOR/SAFETY EQUIP	\$14,202	\$13,880	\$14,000	\$14,000
(03-6710-3218) PLUMBING & SEWAGE SUPPLIES	\$10,000	\$10,766	\$9,100	\$10,100
(03-6710-2510) ELECTRICITY	\$17,397	\$16,230	\$0	\$6,000
(03-6710-3222) PARTS FOR OPERATING EQUIP	\$4,549	\$12,633	\$8,000	\$10,000
(03-6710-3203) CHEMICALS	\$2,949	\$10,021	\$6,500	\$8,500
(03-6710-3204) CLEAN/SANITATION SUPPLIES	\$6,124	\$5,751	\$5,000	\$7,000
(03-6710-3216) MOTOR VEHICLE PARTS	\$5,979	\$4,560	\$4,000	\$6,500
(03-6710-2240) TRAVEL & TRAINING	\$7,860	\$3,954	\$2,500	\$3,000
(03-6710-3217) PAINT & PAINT SUPPLIES	\$3,924	\$1,794	\$4,000	\$5,500
(03-6710-2520) TELEPHONE	\$1,515	\$1,984	\$2,000	\$2,000
(03-6710-2460) REFUSE/GARBAGE	\$0	\$0	\$0	\$3,300
(03-6710-3208) FUEL-OTHER THAN VEHICLE	\$39	\$389	\$500	\$500
(03-6710-2130) OTHER PROFESSIONAL SERVICES	\$50	\$3	\$0	\$0
(03-6710-3300) OVER AND SHORTS	\$0	\$0	\$0	\$0
MATERIALS & SERVICES TOTAL	\$222,163	\$157,908	\$145,730	\$171,400
CAPITAL OUTLAY				
(03-6710-4205) PARK IMPROVEMENTS	\$145	\$37,944	\$0	\$0
(03-6710-4312) OTHER EQUIPMENT	\$0	\$310	\$0	\$0
CAPITAL OUTLAY TOTAL	\$145	\$38,254	\$0	\$0
TOTAL	\$754,185	\$768,741	\$708,205	\$758,023

# PARKS/UTILITY LANDSCAPING

## DEPARTMENT DESCRIPTION

The Park Utilities Division provides landscape maintenance services for the Water and Recycled Water Utility lift stations and reservoirs to include weekly mowing and trimming (as needed), irrigation maintenance and repair and weed control.

## PARKS/UTILITY LANDSCAPING EXPENDITURES

### Parks/Utility Landscaping

	2021 - 22 Actual	2022 - 23 Actual	2023-24 Budget	2024 - 25 Budget
<b>PERSONNEL SERVICES</b>				
SALARY & WAGES	\$19,884	\$24,287	\$18,720	\$42,888
RETIREMENT	\$5,567	\$5,120	\$5,316	\$12,521
SOCIAL SECURITY	\$1,574	\$1,900	\$1,432	\$3,373
OVERTIME	\$689	\$546	\$688	\$1,200
ACCIDENT INSURANCE	\$462	\$597	\$453	\$1,323
UNEMPLOYMENT INSURANCE	-\$89	\$124	\$131	\$309
PAID LEAVE OREGON	\$0	\$52	\$75	\$176
<b>PERSONNEL SERVICES TOTAL</b>	<b>\$28,086</b>	<b>\$32,626</b>	<b>\$26,815</b>	<b>\$61,790</b>
<b>MATERIALS &amp; SERVICES</b>				
(03-6715-3214) MINOR/SAFETY EQUIP	\$7,067	\$4,740	\$4,500	\$4,500
(03-6715-3203) CHEMICALS	\$2,500	\$4,969	\$3,300	\$4,800
(03-6715-3215) MOTOR VEHICLE FUEL & OIL	\$1,564	\$3,719	\$4,500	\$5,500
<b>MATERIALS &amp; SERVICES TOTAL</b>	<b>\$11,131</b>	<b>\$13,427</b>	<b>\$12,300</b>	<b>\$14,800</b>
<b>CAPITAL OUTLAY</b>				
(03-6715-4312) OTHER EQUIPMENT	\$5,000	\$10,000	\$5,000	\$5,000
<b>CAPITAL OUTLAY TOTAL</b>	<b>\$5,000</b>	<b>\$10,000</b>	<b>\$5,000</b>	<b>\$5,000</b>
<b>TOTAL</b>	<b>\$44,217</b>	<b>\$56,053</b>	<b>\$44,115</b>	<b>\$81,590</b>

# MUNICIPAL POOL

## MISSION STATEMENT

Develop and manage diverse aquatic opportunities that range from basic water safety to water adventure programming. Enhance safety through an effective swim lesson program. Operate the facility as safely and cost-effectively as possible.

## DEPARTMENT DESCRIPTION

The municipal pool operation strives to offer high quality, safe aquatic programming June through August. Staff works to coordinate an extended swim season to accommodate the Hermiston High School swim team, to offer high quality swim instruction for all levels and to monitor/evaluate fees and charges for optimal cost recovery for operations.

# MUNICIPAL POOL DETAILED EXPENDITURES

Municipal Pool Detailed Expenditures

	2021 - 22 Actual	2022 - 23 Actual	2023-24 Budget	2024 - 25 Budget
<b>PERSONNEL SERVICES</b>				
SALARY & WAGES	\$301,657	\$320,086	\$333,435	\$359,535
RETIREMENT	\$30,451	\$29,750	\$18,904	\$36,347
SOCIAL SECURITY	\$23,008	\$24,427	\$25,510	\$27,584
MEDICAL, DENTAL & LIFE INS	\$15,332	\$15,172	\$12,092	\$19,793
ACCIDENT INSURANCE	\$6,341	\$7,689	\$8,070	\$8,375
OVERTIME	\$705	\$708	\$1,377	\$995
UNEMPLOYMENT INSURANCE	-\$400	-\$1,115	\$2,334	\$2,524
PAID LEAVE OREGON	\$0	\$408	\$1,334	\$1,442
LONG TERM DISABILITY	\$0	\$252	\$206	\$322
EMPR CONTRIB DEFERRED COMP	\$18	\$18	\$25	\$50
<b>PERSONNEL SERVICES TOTAL</b>	<b>\$377,111</b>	<b>\$397,395</b>	<b>\$403,287</b>	<b>\$456,967</b>
<b>MATERIALS &amp; SERVICES</b>				
(03-6720-3203) CHEMICALS	\$27,979	\$39,081	\$33,000	\$40,000
(03-6720-3207) FOOD & MISCELLANEOUS	\$26,900	\$28,490	\$18,000	\$25,000
(03-6720-3208) FUEL-OTHER THAN VEHICLE	\$25,278	\$15,610	\$31,500	\$24,500
(03-6720-2950) MISCELLANEOUS CONTRACTUAL	\$22,403	\$24,784	\$18,000	\$18,000
(03-6720-2450) PROPERTY & LIABILITY INS	\$14,196	\$15,885	\$18,200	\$18,200
(03-6720-2510) ELECTRICITY	\$28,444	\$31,176	\$0	\$0
(03-6720-3218) PLUMBING & SEWAGE SUPPLIES	\$4,814	\$3,639	\$4,500	\$4,500
(03-6720-2530) INTERNET	\$3,251	\$3,324	\$4,600	\$4,000
(03-6720-3204) CLEAN/SANITATION SUPPLIES	\$3,601	\$4,011	\$3,500	\$4,000
(03-6720-2240) TRAVEL & TRAINING	\$6,174	\$2,121	\$2,000	\$2,500
(03-6720-3206) ITEMS FOR RESALE	\$2,953	\$3,502	\$3,100	\$3,100
(03-6720-3219) RECREATIONAL SUPPLIES	\$2,824	\$969	\$3,550	\$3,550
(03-6720-3214) MINOR/SAFETY EQUIP	\$2,391	\$2,013	\$3,000	\$3,000
(03-6720-3301) UNIFORMS	\$3,827	\$900	\$2,650	\$2,650
(03-6720-3217) PAINT & PAINT SUPPLIES	\$4,571	\$292	\$1,500	\$1,500
(03-6720-2520) TELEPHONE	\$1,992	\$1,630	\$1,000	\$3,000
(03-6720-2350) ADVERTISING	\$2,345	\$1,751	\$1,500	\$1,500
(03-6720-3101) OFFICE SUPPLIES	\$1,842	\$531	\$2,250	\$2,250
(03-6720-2985) LICENSES & PERMITS	\$330	\$538	\$750	\$750
(03-6720-2920) DUES & MEMBERSHIP	\$304	\$0	\$0	\$0
(03-6720-3300) OVER AND SHORTS	\$64	\$17	\$50	\$50
(03-6720-3205) DROWING PREVENTION	\$128	\$15	\$0	\$0
(03-6720-2210) POSTAGE	\$0	\$0	\$20	\$20
<b>MATERIALS &amp; SERVICES TOTAL</b>	<b>\$186,612</b>	<b>\$180,279</b>	<b>\$152,670</b>	<b>\$162,070</b>
<b>TOTAL</b>	<b>\$563,723</b>	<b>\$577,674</b>	<b>\$555,957</b>	<b>\$619,037</b>

# MUNICIPAL BUILDINGS

## MISSION STATEMENT

The focus of the Municipal Building Supervisor is on preventative, as well as reactionary, maintenance and repair at all city owned buildings including City Hall, Library, Carnegie Library, Public Safety Center, Community Center, Airport, and Harkenrider Center. The mission of the position is to reduce long term costs caused by deferred maintenance, as well as save costs by performing more maintenance and repair work in-house.

## DEPARTMENT DESCRIPTION

The Municipal Building Supervisor is allocated to this fund to avoid allocating costs across multiple individual General Fund Departments. The direct costs of the operations of City Hall are specifically budgeted in this fund. All costs for outside contractors, equipment, supplies, etc., with the exception of City Hall, are allocated to the individual departments when work is done on their individual facilities.

# MUNICIPAL BUILDINGS DETAILED EXPENDITURES

Municipal Buildings Detailed Expenditures

	2021 - 22 Actual	2022 - 23 Actual	2023-24 Budget	2024 - 25 Budget
<b>PERSONNEL SERVICES</b>				
SALARY & WAGES	\$72,804	\$74,692	\$77,052	\$79,364
MEDICAL, DENTAL & LIFE INS	\$24,934	\$24,929	\$25,799	\$27,544
RETIREMENT	\$21,037	\$21,712	\$21,911	\$22,568
SOCIAL SECURITY	\$5,750	\$5,921	\$5,902	\$6,079
ACCIDENT INSURANCE	\$1,529	\$1,810	\$1,674	\$2,225
OVERTIME	\$0	\$0	\$2,064	\$0
LONG TERM DISABILITY	\$0	\$426	\$439	\$484
PAID LEAVE OREGON	\$0	\$161	\$309	\$318
EMPR CONTRIB DEFERRED COMP	\$0	\$23	\$100	\$100
UNEMPLOYMENT INSURANCE	-\$972	\$23	\$540	\$556
<b>PERSONNEL SERVICES TOTAL</b>	<b>\$125,083</b>	<b>\$129,698</b>	<b>\$135,790</b>	<b>\$139,238</b>
<b>MATERIALS &amp; SERVICES</b>				
(03-6730-2940) LEASED VEHICLES	\$5,766	\$5,766	\$6,500	\$6,500
(03-6730-3230) MAINTENANCE TOOLS	\$1,200	\$3,670	\$2,000	\$2,000
(03-6730-3215) MOTOR VEHICLE FUEL & OIL	\$2,143	\$2,162	\$2,000	\$2,000
(03-6730-3214) MINOR/SAFETY EQUIP	\$2,190	\$1,092	\$1,000	\$1,000
(03-6730-2950) MISCELLANEOUS CONTRACTUAL	\$204	\$965	\$1,500	\$1,500
(03-6730-2520) TELEPHONE	\$733	\$485	\$1,000	\$1,000
(03-6730-2610) REPAIRS-BUILDINGS	\$141	\$1,613	\$0	\$0
(03-6730-2510) ELECTRICITY	\$650	\$523	\$0	\$0
(03-6730-3208) FUEL-OTHER THAN VEHICLE	\$587	\$575	\$0	\$0
(03-6730-3204) CLEAN/SANITATION SUPPLIES	\$0	\$440	\$0	\$0
(03-6730-2650) REPAIRS-MACHINERY & EQUIP	\$263	\$0	\$0	\$0
(03-6730-2910) CLEANING & PAINTING	\$0	\$13	\$0	\$0
<b>MATERIALS &amp; SERVICES TOTAL</b>	<b>\$13,879</b>	<b>\$17,304</b>	<b>\$14,000</b>	<b>\$14,000</b>
<b>CAPITAL OUTLAY</b>	<b>\$0</b>	<b>\$77</b>	<b>\$0</b>	<b>\$0</b>
<b>TOTAL</b>	<b>\$138,961</b>	<b>\$147,079</b>	<b>\$149,790</b>	<b>\$153,238</b>

# LIBRARY

## MISSION STATEMENT

To provide to the public, in a friendly and courteous manner, timely access to information and exposure to cultural events for the purpose of learning, self-development or life enhancement.

## DEPARTMENT DESCRIPTION

The Hermiston Public Library serves the citizens of Hermiston and the surrounding community. Library services include a collection of nearly 40,000 items, including books, DVD's, magazines, newspapers, microfilm, and more. Digital materials are also available with more than 30,000 downloadable eBooks and audio-books. Our inter-library loan program gives patrons access to other library holdings throughout Oregon. Year-round programming for all ages includes summer reading programs, teen activities, book clubs, and many other programs engaging our community. The library is operated by 4 full-time and 8-part time employees.

# LIBRARY DETAILED EXPENDITURES

Library Detailed Expenditures

	2021 - 22 Actual	2022 - 23 Actual	2023-24 Budget	2024 - 25 Budget
PERSONNEL SERVICES				
SALARY & WAGES	\$508,156	\$513,059	\$490,982	\$501,753
RETIREMENT	\$149,897	\$153,111	\$154,057	\$155,181
MEDICAL, DENTAL & LIFE INS	\$62,605	\$58,368	\$60,218	\$64,301
SOCIAL SECURITY	\$38,582	\$39,953	\$37,568	\$38,392
LONG TERM DISABILITY	\$0	\$1,730	\$1,793	\$1,976
PAID LEAVE OREGON	\$0	\$996	\$1,964	\$2,007
UNEMPLOYMENT INSURANCE	-\$3,781	\$1,223	\$3,438	\$3,513
ACCIDENT INSURANCE	\$459	\$475	\$442	\$502
EMPR CONTRIB DEFERRED COMP	\$14	\$14	\$100	\$100
PERSONNEL SERVICES TOTAL	\$755,932	\$768,930	\$750,562	\$767,725
MATERIALS & SERVICES				
(03-6740-2950) MISCELLANEOUS CONTRACTUAL	\$31,838	\$52,638	\$61,000	\$90,000
(03-6740-2910) CLEANING & PAINTING	\$9,210	\$13,618	\$15,000	\$15,000
(03-6740-3102) MAGAZINE, MAP, PAMPHLET	\$6,884	\$11,549	\$7,500	\$10,000
(03-6740-3207) FOOD & MISCELLANEOUS	\$10,519	\$5,634	\$7,250	\$7,250
(03-6740-3101) OFFICE SUPPLIES	\$6,045	\$7,344	\$8,500	\$8,500
(03-6740-2510) ELECTRICITY	\$10,091	\$10,183	\$0	\$0
(03-6740-2610) REPAIRS-BUILDINGS	\$1,677	\$4,469	\$2,000	\$2,000
(03-6740-2520) TELEPHONE	\$2,138	\$1,713	\$1,750	\$1,750
(03-6740-2240) TRAVEL & TRAINING	\$798	\$1,466	\$2,000	\$2,000
(03-6740-3204) CLEAN/SANITATION SUPPLIES	\$975	\$1,156	\$1,200	\$1,200
(03-6740-2920) DUES & MEMBERSHIP	\$530	\$598	\$650	\$650
(03-6740-2210) POSTAGE	\$112	\$240	\$600	\$600
(03-6740-3214) MINOR/SAFETY EQUIP	\$735	\$0	\$0	\$0
MATERIALS & SERVICES TOTAL	\$81,551	\$110,609	\$107,450	\$138,950
CAPITAL OUTLAY	\$26,893	\$27,929	\$32,500	\$30,000
TOTAL	\$864,376	\$907,469	\$890,512	\$936,675



# RECREATION

## MISSION STATEMENT

The City of Hermiston Recreation Division offers the highest quality recreational and leisure activities for all citizens.

## DEPARTMENT DESCRIPTION

The Parks and Recreation Department is responsible for creating and maintaining diverse recreation programs and facilities for all residents. We strengthen the community through a wide variety of recreational opportunities that add to Hermiston’s overall quality of life.

# RECREATION DETAILED EXPENDITURES

Recreation Detailed Expenditures

	2021 - 22 Actual	2022 - 23 Actual	2023-24 Budget	2024 - 25 Budget
<b>PERSONNEL SERVICES</b>				
SALARY & WAGES	\$334,051	\$344,827	\$313,299	\$412,006
MEDICAL, DENTAL & LIFE INS	\$71,667	\$75,924	\$74,056	\$94,510
RETIREMENT	\$63,006	\$82,132	\$72,104	\$87,168
SOCIAL SECURITY	\$25,026	\$25,898	\$23,976	\$31,589
ACCIDENT INSURANCE	\$6,474	\$7,362	\$6,454	\$11,021
OVERTIME	\$338	\$2,124	\$6,884	\$675
LONG TERM DISABILITY	\$0	\$1,325	\$676	\$1,667
PAID LEAVE OREGON	\$0	\$644	\$1,254	\$1,652
UNEMPLOYMENT INSURANCE	-\$2,516	\$644	\$2,177	\$2,891
EMPR CONTRIB DEFERRED COMP	\$0	\$0	\$100	\$250
<b>PERSONNEL SERVICES TOTAL</b>	<b>\$498,046</b>	<b>\$540,878</b>	<b>\$500,980</b>	<b>\$643,429</b>
<b>MATERIALS &amp; SERVICES</b>				
(03-6750-3220) OCF EXPENDITURES	\$159,421	\$197,197	\$0	\$0
(03-6750-2950) MISCELLANEOUS CONTRACTUAL	\$45,840	\$41,645	\$45,000	\$45,000
(03-6750-3219) RECREATIONAL SUPPLIES	\$49,279	\$27,622	\$20,000	\$28,000
(03-6750-2350) ADVERTISING	\$22,451	\$18,105	\$16,100	\$16,500
(03-6750-3207) FOOD & MISCELLANEOUS	\$17,337	\$13,983	\$13,500	\$20,500
(03-6750-2130) OTHER PROFESSIONAL SERVICES	\$1,175	\$28,825	\$7,500	\$7,500
(03-6750-2240) TRAVEL & TRAINING	\$5,186	\$3,247	\$3,000	\$5,000
(03-6750-3101) OFFICE SUPPLIES	\$1,925	\$211	\$4,000	\$4,000
(03-6750-3215) MOTOR VEHICLE FUEL & OIL	\$748	\$1,440	\$2,000	\$2,500
(03-6750-2920) DUES & MEMBERSHIP	\$1,475	\$1,213	\$2,000	\$2,000
(03-6750-2520) TELEPHONE	\$1,965	\$1,864	\$1,400	\$1,400
(03-6750-3214) MINOR/SAFETY EQUIP	\$3,364	\$883	\$1,000	\$1,000
(03-6750-3301) UNIFORMS	\$322	\$0	\$1,550	\$1,600
(03-6750-2680) REPAIRS-OFFICE EQUIPMENT	\$0	\$12	\$700	\$700
(03-6750-2210) POSTAGE	\$29	\$102	\$200	\$200
<b>MATERIALS &amp; SERVICES TOTAL</b>	<b>\$310,516</b>	<b>\$336,349</b>	<b>\$117,950</b>	<b>\$135,900</b>
<b>TOTAL</b>	<b>\$808,562</b>	<b>\$877,228</b>	<b>\$618,930</b>	<b>\$779,329</b>

# COMMUNITY CENTER

## MISSION STATEMENT

To operate the Hermiston Community Center as a community asset. Program emphasis is placed on local recreation, cultural arts, and community enrichment. The center will be available for rental to private gatherings.

## COMMUNITY CENTER DETAILED EXPENDITURES

### Community Center Detailed Expenditures

	2021 - 22 Actual	2022 - 23 Actual	2023-24 Budget	2024 - 25 Budget
<b>MATERIALS &amp; SERVICES</b>				
(03-6760-2950) MISCELLANEOUS CONTRACTUAL	\$72,319	\$69,932	\$59,000	\$64,000
(03-6760-3217) REPAIR/ MAINTENANCE SUPPLIES	\$14,502	\$13,249	\$13,500	\$14,000
(03-6760-3208) FUEL-OTHER THAN VEHICLE	\$5,231	\$7,184	\$4,500	\$7,500
(03-6760-2510) ELECTRICITY	\$10,105	\$9,176	\$0	\$1,000
(03-6760-3101) OFFICE SUPPLIES	\$4,869	\$6,185	\$4,500	\$4,500
(03-6760-3204) CLEAN/SANITATION SUPPLIES	\$3,339	\$2,193	\$5,500	\$5,500
(03-6760-2460) REFUSE/GARBAGE	\$2,336	\$2,618	\$3,000	\$4,500
(03-6760-2530) INTERNET	\$2,396	\$2,566	\$3,000	\$3,000
(03-6760-3207) FOOD & MISCELLANEOUS	\$2,980	\$1,263	\$2,700	\$3,000
(03-6760-2350) ADVERTISING	\$919	\$981	\$1,000	\$1,500
(03-6760-2240) TRAVEL & TRAINING	\$1,012	\$525	\$750	\$1,250
(03-6760-3214) MINOR/SAFETY EQUIP	\$698	\$40	\$600	\$600
<b>MATERIALS &amp; SERVICES TOTAL</b>	<b>\$120,706</b>	<b>\$115,912</b>	<b>\$98,050</b>	<b>\$110,350</b>
<b>PERSONNEL SERVICES</b>				
SALARY & WAGES	\$46,966	\$50,682	\$60,199	\$66,532
MEDICAL, DENTAL & LIFE INS	\$13,586	\$13,553	\$14,021	\$14,977
RETIREMENT	\$12,122	\$12,864	\$13,774	\$14,184
SOCIAL SECURITY	\$3,484	\$3,768	\$4,605	\$5,090
ACCIDENT INSURANCE	\$91	\$152	\$1,184	\$1,515
LONG TERM DISABILITY	\$0	\$267	\$277	\$305
PAID LEAVE OREGON	\$0	\$103	\$241	\$266
UNEMPLOYMENT INSURANCE	-\$502	\$82	\$421	\$466
<b>PERSONNEL SERVICES TOTAL</b>	<b>\$75,747</b>	<b>\$81,470</b>	<b>\$94,722</b>	<b>\$103,335</b>
<b>TOTAL</b>	<b>\$196,454</b>	<b>\$197,382</b>	<b>\$192,772</b>	<b>\$213,685</b>

# HARKENRIDER CENTER

## MISSION STATEMENT

Provide activities for adult seniors in cooperation with the Hermiston Senior Center Board. The City controls the building as a landlord and the Senior Board operates programs as a tenant which includes Meals-on-Wheels, nutrition, fitness, and other services. The center opened in September of 2018.

## HARKENRIDER CENTER DETAILED EXPENDITURES

Harkenrider Center Detailed Expenditures

	2021 - 22 Actual	2022 - 23 Actual	2023-24 Budget	2024 - 25 Budget
<b>MATERIALS &amp; SERVICES</b>				
(03-6770-2950) MISCELLANEOUS CONTRACTUAL	\$23,170	\$19,520	\$23,000	\$27,000
(03-6770-3208) FUEL-OTHER THAN VEHICLE	\$3,845	\$5,386	\$5,000	\$5,000
(03-6770-3217) REPAIR/ MAINTENANCE SUPPLIES	\$5,251	\$2,623	\$2,000	\$2,500
(03-6770-2510) ELECTRICITY	\$5,707	\$6,453	\$0	\$0
(03-6770-2520) TELEPHONE	\$850	\$850	\$1,000	\$1,000
(03-6770-3204) CLEAN/OPERATING SUPPLIES	\$0	\$0	\$0	\$1,000
(03-6770-3101) OFFICE SUPPLIES	\$0	\$0	\$0	\$1,000
(03-6770-2460) REFUSE/GARBAGE	\$0	\$0	\$0	\$500
<b>MATERIALS &amp; SERVICES TOTAL</b>	<b>\$38,824</b>	<b>\$34,832</b>	<b>\$31,000</b>	<b>\$38,000</b>
<b>PERSONNEL SERVICES</b>				
SALARY & WAGES	\$11,513	\$13,629	\$14,426	\$40,846
MEDICAL, DENTAL & LIFE INS	\$6,033	\$6,232	\$6,450	\$6,886
RETIREMENT	\$1,419	\$3,609	\$4,097	\$4,461
SOCIAL SECURITY	\$833	\$975	\$1,104	\$3,144
OVERTIME	\$0	\$0	\$678	\$225
ACCIDENT INSURANCE	\$261	\$305	\$13	\$41
LONG TERM DISABILITY	\$0	\$74	\$83	\$96
PAID LEAVE OREGON	\$0	\$28	\$58	\$164
UNEMPLOYMENT INSURANCE	-\$157	\$5	\$101	\$288
EMPR CONTRIB DEFERRED COMP	\$0	\$0	\$0	\$25
<b>PERSONNEL SERVICES TOTAL</b>	<b>\$19,902</b>	<b>\$24,856</b>	<b>\$27,010</b>	<b>\$56,176</b>
<b>TOTAL</b>	<b>\$58,726</b>	<b>\$59,688</b>	<b>\$58,010</b>	<b>\$94,176</b>

## CONSOLIDATED PUBLIC SERVICES

### BY DEPARTMENT

Consolidated Public Services by Department

	2021 - 22 Actual	2022 - 23 Actual	2023-24 Budget	2024 - 25 Budget
(03-6740) LIBRARY	\$864,376	\$907,469	\$890,512	\$936,675
(03-6750) RECREATION	\$808,562	\$877,228	\$618,930	\$779,329
(03-6710) PARKS	\$754,185	\$768,741	\$708,205	\$758,023
(03-6720) MUNICIPAL POOL	\$563,723	\$577,674	\$555,957	\$619,037
(03-6500) BUILDING INSPECTIONS	\$461,058	\$531,490	\$563,285	\$615,881
(03-6400) AIRPORT	\$280,886	\$386,277	\$469,800	\$630,550
(03-6230) TRANSPORTATION	\$302,029	\$411,586	\$472,000	\$552,000
(03-6760) COMMUNITY CENTER	\$196,454	\$197,382	\$192,772	\$213,685
(03-6730) MUNICIPAL BUILDINGS	\$138,961	\$147,079	\$149,790	\$153,238
(03-6770) HARKENRIDER CENTER	\$58,726	\$59,688	\$58,010	\$94,176
(03-6715) PARKS/UTILITY LANDSCAPE	\$44,217	\$56,053	\$44,115	\$81,590
<b>TOTAL</b>	<b>\$4,473,179</b>	<b>\$4,920,667</b>	<b>\$4,723,376</b>	<b>\$5,434,184</b>

## CONSOLIDATED PUBLIC SERVICES

### BY CATEGORY

Consolidated Public Services - Updated

	2021 - 22 Actual	2022 - 23 Actual	2023-24 Budget	2024 - 25 Budget
PERSONNEL SERVICES	\$2,768,949	\$3,030,878	\$3,017,193	\$3,359,986
MATERIALS & SERVICES	\$1,642,915	\$1,765,927	\$1,653,683	\$1,874,198
CAPITAL OUTLAY	\$39,115	\$101,662	\$52,500	\$50,000
TRANSFERS				
(03-6400-4420) RES- AIRPORT HANGAR CONST	\$7,200	\$7,200	\$0	\$150,000
(03-6400-4415) RES-AIRPORT IMPROVEMENTS	\$15,000	\$15,000	\$0	\$0
<b>TRANSFERS TOTAL</b>	<b>\$22,200</b>	<b>\$22,200</b>	<b>\$0</b>	<b>\$150,000</b>
<b>TOTAL</b>	<b>\$4,473,179</b>	<b>\$4,920,667</b>	<b>\$4,723,376</b>	<b>\$5,434,184</b>

# COURT

---

## MISSION STATEMENT

The mission of the court continues to be to provide swift and efficacious justice in matters brought before it. That justice is extended to both society and the alleged offender. The municipal court is not a civil court and any civil functions of the court are secondary in nature to the primary function of the court, which is the processing of criminal cases, traffic violations, and violations of city ordinance. The courts priority in all cases is the prompt, orderly, efficient, and just resolution of matters. The court has exclusive jurisdiction over municipal ordinance violations, and concurrent jurisdiction with Circuit Court for vehicle code offenses, for selected statutorily defined violations, and for misdemeanors.

## DEPARTMENT DESCRIPTION

The Court is responsible for the processing of criminal cases, traffic violations and city ordinance violations within the city limits of Hermiston. This includes collecting fines instated on all cases, tracking probation, issuing warrants for failure to appear and sending show cause letters for non-compliance. The Court also provides notary services and marriage ceremonies.

## PUBLIC DEFENDER MISSION STATEMENT

The City Public Defender's role is to provide assistance of counsel to indigent defendants in criminal prosecutions in the Hermiston Municipal Court.

## PUBLIC DEFENDER DEPARTMENT DESCRIPTION

The Public Defender is an independent contractor hired by the City Manager to assist indigents with the defense of their case(s). Article I, Section 11, of the Oregon Constitution, requires that in all prosecutions of a criminal nature the indigent accused have the right to the assistance of counsel at public expense. Cases of a criminal nature include class B and C misdemeanors, the class A misdemeanor of Failure to Appear, and contempt matters when filed by the City Prosecutor or when filed by the Court and the City Prosecutor deems a sentence would merit a punitive sanction.

## PROSECUTOR MISSION STATEMENT

The City Prosecutor's role is to serve the interest of justice, promote City wellness, focus on Victim's rights, rehabilitate convicted criminal offenders, work with Court, Defense Counsel, the Police and all other stakeholders to reach results that are in conformance and congruent with the best interest of the City.

## PROSECUTOR DEPARTMENT DESCRIPTION

The City Prosecutor is an independent contractor hired by the City Manager to prosecute defendants who have committed class B and C misdemeanors, such as Disorderly Conduct, Criminal Trespass and Theft in the Third Degree; the class A misdemeanor(s) of Failure to Appear in the Second Degree; city ordinance violations when the defendant is represented by an attorney; and Criminal Contempt and Probation Revocation cases initiated by the City Prosecutor.

# COURT DETAILED EXPENDITURES

## Court Detailed Expenditures - Updated

	2021 - 22 Actual	2022 - 23 Actual	2023-24 Budget	2024 - 25 Budget
<b>PERSONNEL SERVICES</b>				
SALARY & WAGES	\$200,470	\$241,301	\$280,764	\$292,578
RETIREMENT	\$44,582	\$52,725	\$63,191	\$66,736
MEDICAL, DENTAL & LIFE INS	\$51,934	\$46,479	\$52,822	\$57,092
SOCIAL SECURITY	\$14,722	\$17,055	\$21,331	\$22,518
OVERTIME	\$713	\$2,046	\$4,338	\$1,668
LONG TERM DISABILITY	\$0	\$1,158	\$1,254	\$1,417
PAID LEAVE OREGON	\$0	\$488	\$1,063	\$1,178
UNEMPLOYMENT INSURANCE	-\$1,967	\$295	\$1,860	\$2,060
ACCIDENT INSURANCE	\$175	\$206	\$239	\$280
EMPR CONTRIB DEFERRED COMP	\$0	\$0	\$0	\$100
<b>PERSONNEL SERVICES TOTAL</b>	<b>\$310,628</b>	<b>\$361,752</b>	<b>\$426,862</b>	<b>\$445,627</b>
<b>MATERIALS &amp; SERVICES</b>				
(03-5200-2150) PROSECUTION	\$72,577	\$82,868	\$86,000	\$150,000
(03-5200-2170) PUBLIC DEFENSE	\$59,900	\$60,500	\$80,000	\$146,000
(03-5200-2171) COURT SPECIAL PAYMENTS - STATE	\$0	\$46,212	\$45,000	\$60,000
(03-5200-2950) MISCELLANEOUS CONTRACTUAL	\$27,838	\$20,283	\$19,750	\$61,000
(03-5200-2240) TRAVEL & TRAINING	\$11,975	\$11,737	\$8,000	\$10,725
(03-5200-2172) COURT SPECIAL PAYMENTS - CTY	\$0	\$11,448	\$12,000	\$16,000
(03-5200-3101) OFFICE SUPPLIES	\$6,227	\$3,682	\$1,000	\$2,250
(03-5200-2953) INTERPRETER SERVICES	\$1,106	\$1,436	\$2,000	\$4,000
(03-5200-2230) CREDIT CARD TRANSACTION FEES	\$0	\$0	\$0	\$7,500
(03-5200-2210) POSTAGE	\$1,101	\$1,719	\$2,025	\$2,500
(03-5200-2920) DUES & MEMBERSHIP	\$573	\$3,578	\$600	\$800
(03-5200-2952) PRO TEM JUDICIAL EXPENSES	\$120	\$1,655	\$500	\$3,000
(03-5200-3207) FOOD & MISCELLANEOUS	\$943	\$620	\$500	\$750
(03-5200-2520) TELEPHONE	\$934	\$852	\$500	\$500
(03-5200-2680) REPAIRS-OFFICE EQUIPMENT	\$562	\$0	\$500	\$1,000
(03-5200-2954) JURY EXPENSES	\$25	\$54	\$250	\$500
(03-5200-2956) WITNESS EXPENSES	\$5	\$0	\$250	\$250
(03-5200-2910) CLEANING	\$0	\$0	\$0	\$350
(03-5200-2510) ELECTRICITY	\$0	\$245	\$0	\$0
<b>MATERIALS &amp; SERVICES TOTAL</b>	<b>\$183,886</b>	<b>\$246,888</b>	<b>\$258,875</b>	<b>\$467,125</b>
<b>CAPITAL OUTLAY</b>				
(03-5200-4302) TECHNOLOGY-SOFTWARE PROG	\$46,621	\$19,528	\$22,500	\$27,300
(03-5200-4305) OFFICE EQUIPMENT	\$0	\$7,577	\$2,000	\$4,350
<b>CAPITAL OUTLAY TOTAL</b>	<b>\$46,621</b>	<b>\$27,104</b>	<b>\$24,500</b>	<b>\$31,650</b>
<b>TOTAL</b>	<b>\$541,135</b>	<b>\$635,744</b>	<b>\$710,237</b>	<b>\$944,402</b>

# PUBLIC SAFETY CENTER

## MISSION STATEMENT

To provide a consolidated location for the expenses of the structure occupied by the municipal court and police functions.

## DEPARTMENT DESCRIPTION

This fund functions similar to the municipal building's budget, designed to allow accounting simplicity. The costs of the area are potentially allocable to the municipal court and police functions. The operation and maintenance of the building located at 330 S. 1st Street and HPD annex are contained in the fund.

There are no personnel assigned to this budget. Custodial services are provided through a third-party contractual relationship.

# PUBLIC SAFETY CENTER DETAILED EXPENDITURES

Public Safety Center Detailed Expenditures

	2021 - 22 Actual	2022 - 23 Actual	2023-24 Budget	2024 - 25 Budget
MATERIALS & SERVICES				
(03-7030-2520) TELEPHONE	\$26,141	\$22,667	\$24,000	\$26,500
(03-7030-2910) CLEANING & PAINTING	\$13,272	\$12,863	\$14,500	\$10,000
(03-7030-2510) ELECTRICITY	\$11,712	\$13,123	\$0	\$0
(03-7030-2610) REPAIRS-BUILDINGS	\$6,939	\$6,448	\$2,000	\$1,000
(03-7030-3208) FUEL-OTHER THAN VEHICLE	\$2,528	\$3,230	\$2,500	\$1,000
MATERIALS & SERVICES TOTAL	\$60,592	\$58,330	\$43,000	\$38,500
TOTAL	\$60,592	\$58,330	\$43,000	\$38,500

# POLICE OPERATIONS

## MISSION STATEMENT

Without fear or favor and in partnership with our diverse community, we will create and maintain a safe environment with the reduction of crime through problem-oriented and community-based policing strategies. The quality of life for those we serve takes precedent over our individual needs.

## DEPARTMENT DESCRIPTION

The Hermiston Police Department is committed to serving the community while protecting the rights of all persons. Our diverse 37 sworn officer department is representative of the demographic for those we serve. The department is responsible for general public safety; prevention of crime; responding to and investigating crime; apprehension of those who commit crime; public order; traffic safety; criminal justice records; and safety/prevention education.

# POLICE OPERATIONS DETAILED EXPENDITURES

### Police Operations Detailed Expenditures - Updated

	2021 - 22 Actual	2022 - 23 Actual	2023-24 Budget	2024 - 25 Budget
<b>PERSONNEL SERVICES</b>				
SALARY & WAGES	\$2,857,098	\$3,056,211	\$3,390,350	\$3,910,284
RETIREMENT	\$923,445	\$982,069	\$1,136,390	\$1,335,674
MEDICAL, DENTAL & LIFE INS	\$716,600	\$743,048	\$795,188	\$991,932
SOCIAL SECURITY	\$212,061	\$235,454	\$260,004	\$306,320
OVERTIME	\$61,774	\$71,606	\$96,278	\$83,400
ACCIDENT INSURANCE	\$61,203	\$64,110	\$70,151	\$92,744
LONG TERM DISABILITY	\$0	\$16,410	\$18,944	\$23,960
PAID LEAVE OREGON	\$0	\$6,249	\$13,595	\$16,017
UNEMPLOYMENT INSURANCE	-\$33,531	\$4,016	\$23,754	\$28,029
EMPR CONTRIB DEFERRED COMP	\$823	\$1,553	\$8,400	\$10,500
<b>PERSONNEL SERVICES TOTAL</b>	<b>\$4,799,473</b>	<b>\$5,180,727</b>	<b>\$5,813,054</b>	<b>\$6,798,860</b>
<b>MATERIALS &amp; SERVICES</b>				
(03-7130-2951) UMATILLA CO. DISPATCH SERVICES	\$355,942	\$358,326	\$368,000	\$410,000
(03-7130-2945) LEASED VEHICLES	\$99,538	\$119,109	\$129,000	\$216,000
(03-7130-2950) MISCELLANEOUS CONTRACTUAL	\$90,372	\$92,186	\$87,500	\$125,000
(03-7130-3215) MOTOR VEHICLE FUEL & OIL	\$69,168	\$63,532	\$65,000	\$90,000
(03-7130-2240) TRAVEL & TRAINING	\$31,003	\$54,066	\$50,000	\$65,000
(03-7130-2940) ANIMAL IMPOUND SERVICES	\$37,605	\$34,546	\$38,000	\$45,900
(03-7130-3214) MINOR/SAFETY EQUIP	\$14,919	\$18,894	\$20,000	\$78,000
(03-7130-2660) REPAIRS-MOTOR VEHICLES	\$20,870	\$39,420	\$20,000	\$35,000
(03-7130-3301) UNIFORMS	\$16,371	\$14,317	\$15,000	\$15,000
(03-7130-3101) OFFICE SUPPLIES	\$15,456	\$11,616	\$15,000	\$17,000
(03-7130-3207) FOOD & MISCELLANEOUS	\$6,647	\$5,878	\$6,000	\$6,000
(03-7130-2130) OTHER PROFESSIONAL SERVICES	\$4,338	\$7,191	\$4,500	\$5,000
(03-7130-2920) DUES & MEMBERSHIP	\$1,479	\$1,980	\$2,000	\$2,700
(03-7130-2250) OFFICER WELLNESS PROGRAM	\$488	\$907	\$2,500	\$2,500
(03-7130-2210) POSTAGE	\$1,055	\$1,203	\$1,500	\$1,500
(03-7130-2930) LAUNDRY & OTHER SANITATION	\$28	\$173	\$1,500	\$1,000
<b>MATERIALS &amp; SERVICES TOTAL</b>	<b>\$765,280</b>	<b>\$823,345</b>	<b>\$825,500</b>	<b>\$1,115,600</b>
<b>TRANSFERS</b>				
(03-7130-4420) TRANS TO RES-HPD VEH UPFITTING	\$20,000	\$20,000	\$20,000	\$48,000
(03-7130-4430) TRANS TO RES- HPD EQUIPMENT	\$4,000	\$4,000	\$4,000	\$0
<b>TRANSFERS TOTAL</b>	<b>\$24,000</b>	<b>\$24,000</b>	<b>\$24,000</b>	<b>\$48,000</b>
<b>CAPITAL OUTLAY</b>				
(03-7130-4312) OTHER EQUIPMENT	\$9,580	\$8,469	\$12,000	\$40,000
<b>CAPITAL OUTLAY TOTAL</b>	<b>\$9,580</b>	<b>\$8,469</b>	<b>\$12,000</b>	<b>\$40,000</b>
<b>TOTAL</b>	<b>\$5,598,333</b>	<b>\$6,036,541</b>	<b>\$6,674,554</b>	<b>\$8,002,460</b>



# CONSOLIDATED PUBLIC SAFETY

## BY DEPARTMENT

Consolidated Public Safety by department - Updated

	2021 - 22 Actual	2022 - 23 Actual	2023-24 Budget	2024 - 25 Budget
(03-7130) POLICE-OPERATIONS	\$5,598,333	\$6,036,541	\$6,674,554	\$8,002,460
(03-5200) COURT	\$541,135	\$635,744	\$710,237	\$944,402
(03-7030) PUBLIC SAFETY CENTER	\$60,592	\$58,330	\$43,000	\$38,500
TOTAL	\$6,200,060	\$6,730,615	\$7,427,791	\$8,985,362

# CONSOLIDATED PUBLIC SAFETY

## BY CATEGORY

Consolidated Public Safety by category - Updated

	2021 - 22 Actual	2022 - 23 Actual	2023-24 Budget	2024 - 25 Budget
PERSONNEL SERVICES	\$5,110,101	\$5,542,479	\$6,239,916	\$7,244,487
MATERIALS & SERVICES	\$1,009,758	\$1,128,563	\$1,127,375	\$1,621,225
CAPITAL OUTLAY	\$56,201	\$35,573	\$36,500	\$71,650
TRANSFERS				
(03-7130-4420) TRANS TO RES-HPD VEH UPFITTING	\$20,000	\$20,000	\$20,000	\$48,000
(03-7130-4430) TRANS TO RES- HPD EQUIPMENT	\$4,000	\$4,000	\$4,000	\$0
TRANSFERS TOTAL	\$24,000	\$24,000	\$24,000	\$48,000
TOTAL	\$6,200,060	\$6,730,615	\$7,427,791	\$8,985,362

# NON-DEPARTMENTAL

---

## MISSION STATEMENT

To provide a non-apportioned general fund accounting entity which allows for costs which are not readily divided into the appropriation areas of the operating budget, and for those costs which are beneficial to the entire operation.

## DEPARTMENT DESCRIPTION

The appropriations in this category include specialized services such as general publication of council activity and ordinances, memberships in organizations such as the local chamber and the League of Oregon Cities, expenses incurred in the sale of city foreclosed property, and similar expenses.

# CONSOLIDATED NON-DEPARTMENTAL EXPENDITURES

---

## BY CATEGORY

---

Non-Departmental Expenditures by Category

	2021 - 22 Actual	2022 - 23 Actual	2023-24 Budget	2024 - 25 Budget
TRANSFERS	\$862,259	\$1,508,602	\$1,205,520	\$626,170
MATERIALS & SERVICES	\$1,138,070	\$1,102,943	\$794,300	\$1,061,850
DEBT SERVICE	\$459,625	\$457,825	\$460,825	\$458,425
CONTINGENCY	\$0	\$0	\$119,449	\$175,000
PERSONNEL SERVICES	\$17,274	\$0	\$0	\$0
CAPITAL OUTLAY	\$0	\$567	\$0	\$0
TOTAL	\$2,477,228	\$3,069,937	\$2,580,094	\$2,321,445

# NON-DEPARTMENTAL DETAILED EXPENDITURES

## Consolidated Non-Departmental Expenditures

	2021 - 22 Actual	2022 - 23 Actual	2023-24 Budget	2024 - 25 Budget
<b>TRANSFERS</b>				
(03-8810-4414) RES-CIP STREET CONSTRUCTION	\$503,440	\$497,782	\$200,000	\$200,000
(03-8810-4695) TRANS TO BONDED DEBT FUND 2	\$208,819	\$208,820	\$216,720	\$226,070
(03-8810-4436) RES-PENNEY AVE	\$50,000	\$0	\$596,000	\$0
(03-8810-4720) TRANSFER TO CITY HALL CONST	\$0	\$645,000	\$0	\$0
(03-8810-4715) TRANSFER TO IT FUND	\$0	\$157,000	\$192,800	\$200,100
(03-8810-4432) RES-COMMUNITY ENHANCEMENTS	\$100,000	\$0	\$0	\$0
<b>TRANSFERS TOTAL</b>	<b>\$862,259</b>	<b>\$1,508,602</b>	<b>\$1,205,520</b>	<b>\$626,170</b>
<b>MATERIALS &amp; SERVICES</b>				
(03-8810-2950) MISCELLANEOUS CONTRACTUAL	\$591,174	\$654,437	\$465,000	\$720,000
(03-8810-2450) PROPERTY & LIABILITY INS	\$191,096	\$237,810	\$224,000	\$268,950
(03-8810-2130) OTHER PROFESSIONAL SERVICES	\$156,360	\$25,377	\$30,000	\$20,000
(03-8810-3245) ARP ACT EXPENDITURES	\$133,910	\$92,293	\$0	\$0
(03-8810-2110) ACCOUNTING & AUDITING	\$26,563	\$22,350	\$23,000	\$34,400
(03-8810-3225) COMPUTERS AND TABLETS REPLACEM	\$12,785	\$28,201	\$33,800	\$5,000
(03-8810-3207) FOOD & MISCELLANEOUS	\$15,021	\$15,141	\$15,000	\$10,000
(03-8810-2510) ELECTRICITY	\$0	\$18,324	\$0	\$0
(03-8810-2320) LEGAL PUBLICATIONS	\$3,646	\$5,149	\$3,500	\$3,500
(03-8810-3240) CARES ACT EXPENDITURES	\$5,500	\$0	\$0	\$0
(03-8810-2920) DUES & MEMBERSHIP	\$2,103	\$1,652	\$0	\$0
(03-8810-2520) TELEPHONE	\$0	\$1,080	\$0	\$0
(03-8810-2680) REPAIRS-OFFICE EQUIPMENT	\$0	\$1,050	\$0	\$0
(03-8810-3215) MOTOR VEHICLE FUEL & OIL	\$0	\$78	\$0	\$0
(03-8810-3300) OVER AND SHORTS	-\$87	\$1	\$0	\$0
<b>MATERIALS &amp; SERVICES TOTAL</b>	<b>\$1,138,070</b>	<b>\$1,102,943</b>	<b>\$794,300</b>	<b>\$1,061,850</b>
<b>DEBT SERVICE</b>				
(03-8810-5210) FY 2020 FF& C CITY HALL - INTEREST	\$289,625	\$282,825	\$275,825	\$268,425
(03-8810-5110) FY 2020 FF& C CITY HALL - PRINCIPAL	\$170,000	\$175,000	\$185,000	\$190,000
<b>DEBT SERVICE TOTAL</b>	<b>\$459,625</b>	<b>\$457,825</b>	<b>\$460,825</b>	<b>\$458,425</b>
<b>CONTINGENCY</b>				
(03-8810-6000) CONTINGENCY	\$0	\$0	\$119,449	\$175,000
<b>CONTINGENCY TOTAL</b>	<b>\$0</b>	<b>\$0</b>	<b>\$119,449</b>	<b>\$175,000</b>
<b>PERSONNEL SERVICES</b>	\$17,274	\$0	\$0	\$0
<b>CAPITAL OUTLAY</b>	\$0	\$567	\$0	\$0
<b>TOTAL</b>	<b>\$2,477,228</b>	<b>\$3,069,937</b>	<b>\$2,580,094</b>	<b>\$2,321,445</b>



*Where Life is Sweet*

# STATE STREET TAX FUND

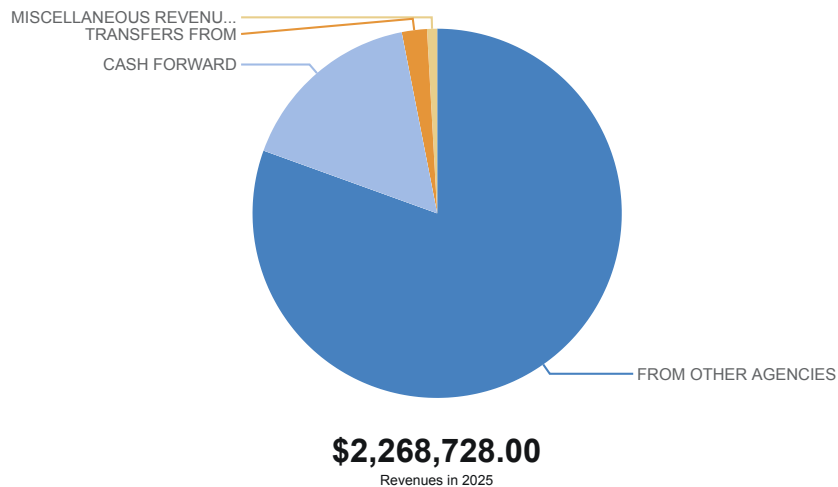
## MISSION AND FUND DESCRIPTION

To protect, maintain and improve the largest single asset owned by the residents of our community; the asphalt, curbs, gutters and storm drains of our community, and to supply support in the form of manpower and equipment to other departments and community events.

This is the fund in which gasoline tax revenues are accounted for and required by Oregon Law. It provides a guarantee that all such revenues will be utilized for street and roadway repair, maintenance, and improvement. This fund is exclusively supported from the gasoline tax and a general fund subsidy if necessary. The expenditures accounted in the fund are the manpower, equipment, materials, and contracted services necessary to maintain and improve the roadway surfaces and storm drainage system of the city.

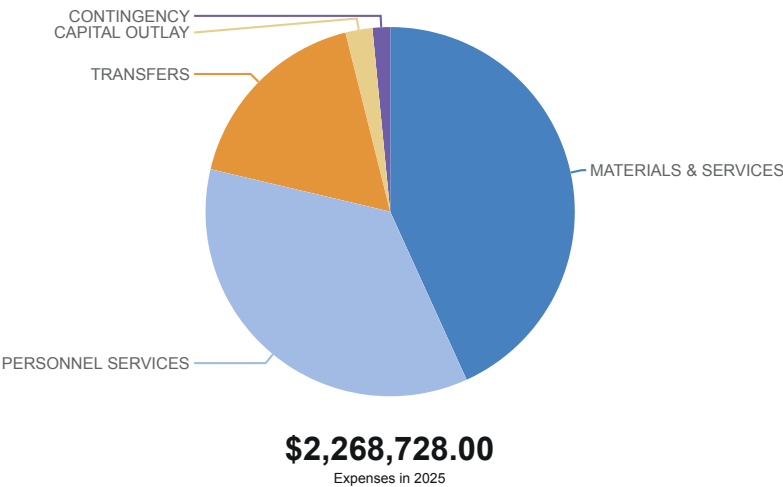
### STREET RESOURCES

Data Updated May 13, 2024, 6:38 PM



Street Expenditures

Data Updated May 13, 2024, 6:38 PM



RESOURCES

State Tax Fund Resources

	2021 - 22 Actual	2022 - 23 Actual	2023-24 Budget	2024 - 25 Budget
FROM OTHER AGENCIES				
(04-3015-200) STATE HIGHWAY ALLOCATION	\$1,824,178	\$1,563,027	\$1,525,000	\$1,575,000
(04-3015-300) STP ALLOCATION	\$0	\$0	\$500,000	\$251,728
FROM OTHER AGENCIES TOTAL	\$1,824,178	\$1,563,027	\$2,025,000	\$1,826,728
CASH FORWARD				
(04-3099-100) CASH FORWARD	\$0	\$0	\$359,444	\$372,000
CASH FORWARD TOTAL	\$0	\$0	\$359,444	\$372,000
MISCELLANEOUS REVENUE				
(04-3019-285) SWALE INCOME	\$0	\$14,028	\$66,138	\$20,000
(04-3019-280) MISCELLANEOUS STREET INCOME	\$43,277	\$6,864	\$0	\$0
MISCELLANEOUS REVENUE TOTAL	\$43,277	\$20,892	\$66,138	\$20,000
TRANSFERS FROM				
(04-3019-323) TRANS FROM UTILITY FUND	\$0	\$0	\$0	\$50,000
(04-3019-322) TRANS FROM RESERVE FUND	\$39,453	\$0	\$0	\$0
TRANSFERS FROM TOTAL	\$39,453	\$0	\$0	\$50,000
TOTAL	\$1,906,909	\$1,583,919	\$2,450,582	\$2,268,728

# DETAILED EXPENDITURES

State Street Detailed Expenditures

	2021 - 22 Actual	2022 - 23 Actual	2023-24 Budget	2024 - 25 Budget
MATERIALS & SERVICES				
(04-6250-2975) FEDERAL EXCHANGE MAINTENANCE	\$35,906	\$10,150	\$500,000	\$251,727
(04-6250-3230) STORM WATER	\$105,787	\$52,739	\$85,000	\$85,000
(04-6250-3232) ENGINEERING/SURVEY SERVICES	\$65,021	\$90,177	\$40,000	\$90,000
(04-6250-2940) LEASED VEHICLES	\$70,979	\$70,171	\$59,950	\$70,000
(04-6250-2530) STREET LIGHTS	\$40,817	\$54,483	\$43,000	\$45,000
(04-6250-3215) MOTOR VEHICLE FUEL & OIL	\$34,011	\$29,106	\$38,000	\$38,000
(04-6250-3229) CRACKFILL MATERIALS	\$20,350	\$38,056	\$35,000	\$35,000
(04-6250-3228) SNOW AND ICE	\$18,664	\$29,397	\$40,000	\$40,000
(04-6250-2130) OTHER PROFESSIONAL SERVICES	\$19,125	\$24,657	\$41,000	\$41,000
(04-6250-3202) ASPHALT & ASPHALT PRODUCTS	\$20,063	\$11,849	\$30,000	\$30,000
(04-6250-2450) PROPERTY & LIABILITY INS	\$19,357	\$21,455	\$23,500	\$27,350
(04-6250-3221) TRAFFIC/STREET SIGN MAT	\$20,735	\$17,665	\$20,000	\$30,000
(04-6250-2950) MISCELLANEOUS CONTRACTUAL	\$8,019	\$25,923	\$23,000	\$23,000
(04-6250-3231) STREET MARKING & STRIPING	\$8,268	\$5,889	\$30,000	\$30,000
(04-6250-2510) ELECTRICITY	\$21,977	\$16,064	\$13,500	\$15,000
(04-6250-3233) SWALE CONSTRUCTION	\$0	\$21,424	\$20,000	\$20,000
(04-6250-3222) PARTS FOR OPERATING EQUIP	\$11,662	\$25,643	\$12,000	\$12,000
(04-6250-3205) CONCRETE PRODUCTS	\$2,538	\$5,205	\$15,000	\$25,000
(04-6250-2675) REPAIRS-BUILDING MAINTENANCE	\$0	\$2,855	\$20,000	\$20,000
(04-6250-3214) MINOR/SAFETY EQUIP	\$5,986	\$9,124	\$7,000	\$10,000
(04-6250-3208) FUEL-OTHER THAN VEHICLE	\$5,246	\$8,434	\$9,000	\$9,000
(04-6250-2670) REPAIRS-OPERATING EQUIP	\$3,879	\$19,859	\$3,000	\$3,000
(04-6250-2240) TRAVEL & TRAINING	\$1,983	\$5,624	\$5,000	\$5,000
(04-6250-3203) CHEMICALS	\$2,300	\$0	\$3,000	\$5,000
(04-6250-2520) TELEPHONE	\$2,524	\$2,586	\$2,500	\$2,500
(04-6250-3227) ROCK PRODUCTS	\$927	\$278	\$4,000	\$4,000
(04-6250-3223) SIGNAL MAINTENANCE	\$1,191	\$1,055	\$2,000	\$4,500
(04-6250-3216) MOTOR VEHICLE PARTS	\$0	\$3,386	\$2,500	\$2,500
(04-6250-3101) OFFICE SUPPLIES	\$686	\$627	\$2,000	\$2,000
(04-6250-3220) STRUCTURAL STEEL & IRON	\$190	\$481	\$1,500	\$1,500
(04-6250-3207) FOOD & MISCELLANEOUS	\$384	\$749	\$1,000	\$1,000
(04-6250-3204) CLEAN/SANITATION SUPPLIES	\$1,675	\$423	\$500	\$500
(04-6250-3212) LUMBER & WOOD PRODUCTS	\$36	\$0	\$1,000	\$1,000
(04-6250-2930) LAUNDRY & OTHER SANITATION	\$873	\$17	\$500	\$500
(04-6250-3218) PLUMBING & SEWAGE SUPPLIES	\$92	\$16	\$200	\$200
MATERIALS & SERVICES TOTAL	\$551,250	\$605,566	\$1,133,650	\$980,277
PERSONNEL SERVICES				
SALARY & WAGES	\$351,356	\$375,287	\$451,575	\$452,563
MEDICAL, DENTAL & LIFE INS	\$101,669	\$118,428	\$112,582	\$143,194
RETIREMENT	\$92,906	\$86,193	\$106,630	\$137,767
SOCIAL SECURITY	\$26,384	\$27,647	\$32,970	\$35,368
ACCIDENT INSURANCE	\$11,997	\$12,706	\$15,583	\$18,493
OVERTIME	\$5,150	\$3,395	\$6,975	\$9,360
LONG TERM DISABILITY	\$0	\$2,123	\$2,445	\$2,805
PAID LEAVE OREGON	\$0	\$785	\$1,724	\$1,849
UNEMPLOYMENT INSURANCE	-\$4,082	\$467	\$3,017	\$3,236
EMPR CONTRIB DEFERRED COMP	\$224	\$224	\$400	\$400
PERSONNEL SERVICES TOTAL	\$585,604	\$627,255	\$733,901	\$805,035
TRANSFERS				
(04-6250-4695) TRANS TO GENERAL FUND	\$156,780	\$160,699	\$160,800	\$105,000
(04-6250-4420) RES-NEW STREET BUILDING	\$175,000	\$85,701	\$128,731	\$144,966
(04-6250-4402) RES-STREET EQUIPMENT	\$150,000	\$0	\$250,000	\$120,000

	2021 - 22 Actual	2022 - 23 Actual	2023-24 Budget	2024 - 25 Budget
(04-6250-4418) RES-BICYCLE TRAILS	\$14,500	\$14,500	\$14,500	\$15,500
(04-6250-4615) TRANS TO IT FUND	\$0	\$4,000	\$9,000	\$9,350
<b>TRANSFERS TOTAL</b>	<b>\$496,280</b>	<b>\$264,900</b>	<b>\$563,031</b>	<b>\$394,816</b>
<b>CAPITAL OUTLAY</b>				
(04-6250-4201) BUILDINGS & FIXED EQUIP	\$1,225	\$0	\$0	\$50,000
(04-6250-4312) OTHER EQUIPMENT	\$0	\$0	\$20,000	\$3,600
<b>CAPITAL OUTLAY TOTAL</b>	<b>\$1,225</b>	<b>\$0</b>	<b>\$20,000</b>	<b>\$53,600</b>
<b>CONTINGENCY</b>				
(04-6250-6000) CONTINGENCY	\$0	\$0	\$0	\$35,000
<b>CONTINGENCY TOTAL</b>	<b>\$0</b>	<b>\$0</b>	<b>\$0</b>	<b>\$35,000</b>
<b>TOTAL</b>	<b>\$1,634,359</b>	<b>\$1,497,721</b>	<b>\$2,450,582</b>	<b>\$2,268,728</b>



*Where Life is Sweet*

# TRANSIENT ROOM TAX FUND

## MISSION AND FUND DESCRIPTION

### MISSION STATEMENT

This fund has multiple missions, all of which are established through City Code 112.25(A), and are in compliance with state regulations for collecting transient room taxes (TRT).

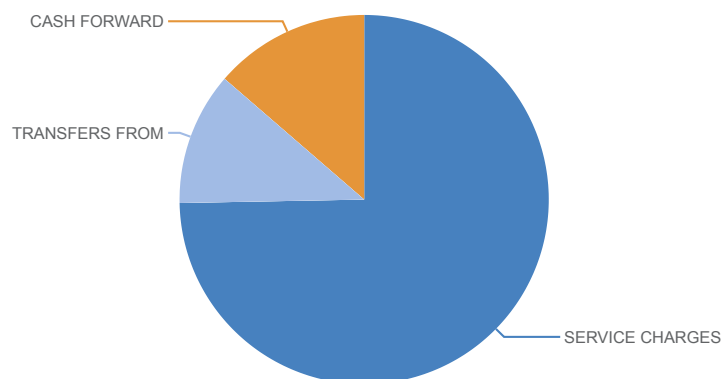
### DEPARTMENT DESCRIPTION

The Transient Room Tax Fund receives revenues from a local tax on hotel and RV Park stays. City Code specifies a formula for how the revenues can be spent as:

- 37.5%- Pay off Hermiston Family Aquatic Center Bonds
- 25 %- Improve & Operate the Hermiston Community Center and EOTEC
- 15 %- Economic Development
- 9 %- Parks & Recreation Programs and Park Improvements
- 9 %- Park Development
- 1.5%- Preventative Maintenance & repair of HFAC
- 3% Paid to Hermiston Chamber of Commerce

### TRT RESOURCES

Data Updated May 13, 2024, 6:38 PM



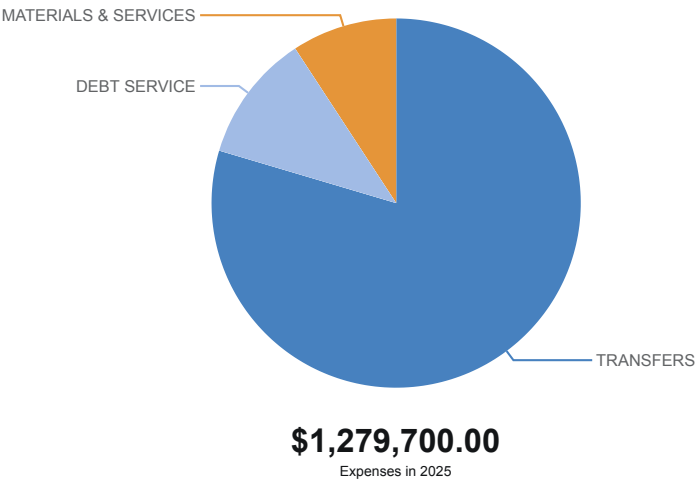
**\$1,279,700.00**

Revenues in 2025



TRT EXPENDITURES

Data Updated May 13, 2024, 6:38 PM



RESOURCES

Transient Room Tax Fund Resources

	2021 - 22 Actual	2022 - 23 Actual	2023-24 Budget	2024 - 25 Budget
SERVICE CHARGES				
(05-3016-210) TRANSIENT ROOM TAX	\$856,232	\$899,871	\$964,000	\$1,075,000
(05-3016-230) TPA- CAPITAL ADDIT. ASSESSMENT	\$136,623	\$117,470	\$125,000	\$120,000
(05-3016-225) TPA- TOURISM PROMOTION ASSESSM	\$135,419	\$117,670	\$125,000	\$120,000
SERVICE CHARGES TOTAL	\$1,128,274	\$1,135,011	\$1,214,000	\$1,315,000
TRANSFERS FROM	\$0	\$0	\$0	\$205,000
CASH FORWARD				
(05-3099-100) CASH FORWARD	\$0	\$0	\$94,600	-\$240,300
CASH FORWARD TOTAL	\$0	\$0	\$94,600	-\$240,300
TOTAL	\$1,128,274	\$1,135,011	\$1,308,600	\$1,279,700

# EXPENDITURES

Transient Room Tax Fund Expenses

	2021 - 22 Actual	2022 - 23 Actual	2023-24 Budget	2024 - 25 Budget
TRANSFERS				
(05-8810-4418) TRANSFER TO GEN FUND	\$509,610	\$545,599	\$500,000	\$573,500
(05-8810-4422) TRANSFER TO EOTEC/TPA	\$125,956	\$125,041	\$125,000	\$120,000
(05-8810-4419) TRANSFER TO RES-TOURISM	\$73,384	\$78,566	\$90,000	\$95,000
(05-8810-4415) TRANSFER TO RES-PARK DEV	\$73,384	\$78,566	\$90,000	\$95,000
(05-8810-4423) TRANSFER TO EOTEC/TRT	\$0	\$0	\$125,000	\$120,000
(05-8810-4421) TRANSFER TO RES- HFAC	\$12,231	\$13,094	\$15,000	\$15,000
(05-8810-4424) TRANSFER TO LID	\$50,000	\$0	\$0	\$0
(05-8810-4425) TRANSFER TO RES-STREET CIP	\$0	\$0	\$39,870	\$0
TRANSFERS TOTAL	\$844,564	\$840,867	\$984,870	\$1,018,500
DEBT SERVICE				
(05-8810-5120) BOND PRINCIPAL 2017 TPA	\$90,000	\$90,000	\$95,000	\$95,000
(05-8810-5220) BOND INTEREST 2017 TPA	\$56,500	\$53,800	\$51,100	\$48,250
DEBT SERVICE TOTAL	\$146,500	\$143,800	\$146,100	\$143,250
MATERIALS & SERVICES				
(05-8810-2950) MISCELLANEOUS CONTRACTUAL	\$31,337	\$113,853	\$87,500	\$55,950
(05-8810-2948) CONTRIBUTIONS TO CHAMBER-TRT	\$24,461	\$26,189	\$30,000	\$32,000
(05-8810-2951) MISC CONT TRT-4th OF JULY	\$27,370	\$19,859	\$25,000	\$30,000
MATERIALS & SERVICES TOTAL	\$83,168	\$159,900	\$142,500	\$117,950
CONTINGENCY	\$0	\$0	\$35,130	\$0
TOTAL	\$1,074,232	\$1,144,567	\$1,308,600	\$1,279,700

**THIS PAGE IS LEFT  
INTENTIONALLY BLANK**



*Where Life is Sweet*

# UTILITY FUND

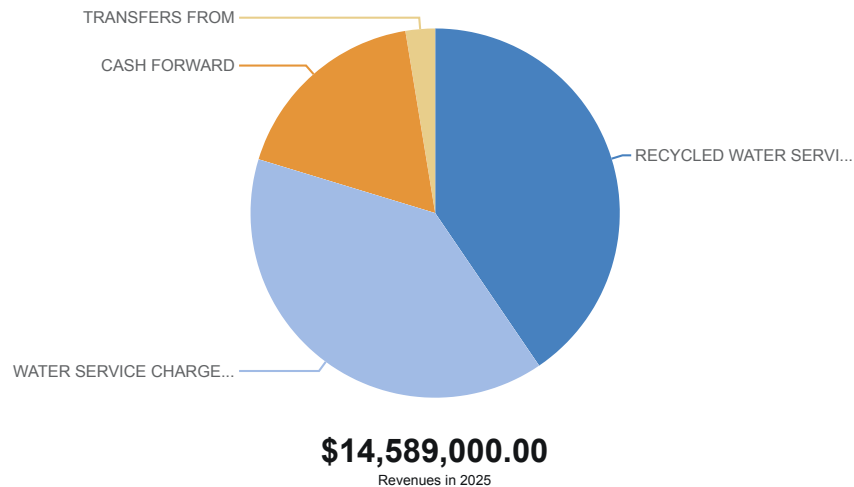
## FUND DESCRIPTION

This is an enterprise fund financed from user fees for water and wastewater use and the connection charges to the system. The expenditure responsibilities of this fund include all necessary personnel, equipment, materials and contracted services necessary to maintain and improve the water and wastewater systems of the city. Enterprise funds are also responsible for the bonded debt and notes of the systems.

## UTILITY RESOURCES

### Utility Resources

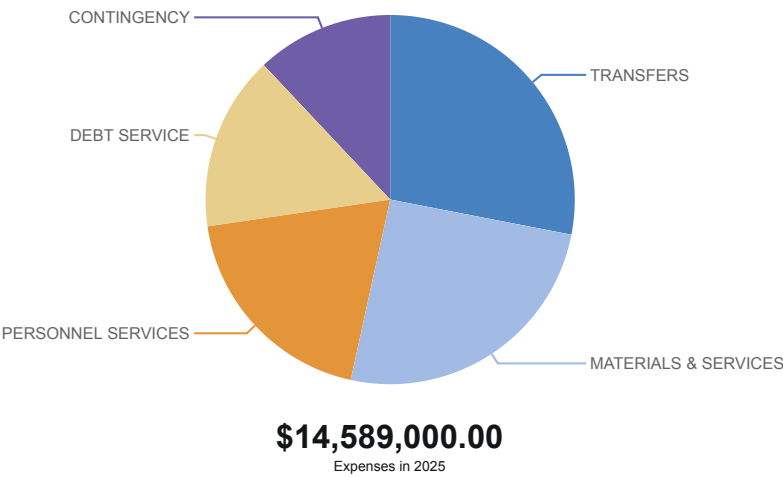
Data Updated May 13, 2024, 6:38 PM



# UTILITY EXPENDITURES

## Utility Expenditures

Data Updated May 13, 2024, 6:38 PM



# RESOURCES

## Utility Fund Resources

	2021 - 22 Actual	2022 - 23 Actual	2023-24 Budget	2024 - 25 Budget
RECYCLED WATER SERVICE CHARGES				
(06-3016-420) RECYCLED WATER SALES	\$5,012,002	\$6,037,082	\$5,500,000	\$5,875,000
(06-3016-450) SEPTIC TANK SERVICE	\$7,709	\$97,260	\$5,000	\$5,000
(06-3016-430) RECYCLED WTR CONNECTION & SERV	\$44,850	\$16,135	\$20,000	\$25,000
(06-3016-460) MISC. RECYCLED WATER INCOME	\$1,541	\$16,615	\$1,000	\$1,000
RECYCLED WATER SERVICE CHARGES TOTAL	\$5,066,101	\$6,167,091	\$5,526,000	\$5,906,000
WATER SERVICE CHARGES				
(06-3019-270) WATER SALES	\$4,767,666	\$5,191,761	\$5,100,000	\$5,600,000
(06-3019-275) WATER CONNECTION & SERVICE	\$169,918	\$95,778	\$100,000	\$100,000
(06-3019-100) ACCOUNT SET-UP FEE	\$13,920	\$14,256	\$12,000	\$12,000
(06-3019-280) MISCELLANEOUS WATER INCOME	\$14,906	\$12,890	\$8,000	\$10,000
WATER SERVICE CHARGES TOTAL	\$4,966,410	\$5,314,685	\$5,220,000	\$5,722,000
CASH FORWARD				
(06-3099-100) CASH FORWARD	\$0	\$0	\$2,413,897	\$2,583,500
CASH FORWARD TOTAL	\$0	\$0	\$2,413,897	\$2,583,500
TRANSFERS FROM				
(06-3020-323) TRANS FUND 23 ENTERPRISE ZONE	\$377,500	\$377,500	\$377,500	\$377,500
TRANSFERS FROM TOTAL	\$377,500	\$377,500	\$377,500	\$377,500
INTEREST				
(06-3014-150) INTEREST ON INVESTMENTS	-\$915	\$2,766	\$0	\$0
INTEREST TOTAL	-\$915	\$2,766	\$0	\$0
OTHER LOCAL ASSESSMENTS	\$0	-\$3	\$0	\$0
TOTAL	\$10,409,096	\$11,862,039	\$13,537,397	\$14,589,000

## CONSOLIDATED UTILITY EXPENDITURES

### BY DEPARTMENT

#### Consolidated Utility Departments

	2021 - 22 Actual	2022 - 23 Actual	2023-24 Budget	2024 - 25 Budget
<b>DEPARTMENTS</b>				
(06-6310) RECYCLED WATER PLANT MAINT	\$5,429,833	\$5,628,269	\$7,048,718	\$7,496,958
(06-6320) WATER PRODUCTION/MAINT	\$4,019,830	\$4,577,135	\$6,488,679	\$7,092,042
<b>DEPARTMENTS TOTAL</b>	<b>\$9,449,663</b>	<b>\$10,205,403</b>	<b>\$13,537,397</b>	<b>\$14,589,000</b>
<b>TOTAL</b>	<b>\$9,449,663</b>	<b>\$10,205,403</b>	<b>\$13,537,397</b>	<b>\$14,589,000</b>

## CONSOLIDATED UTILITY EXPENDITURES

### BY CATEGORY

#### Utility Expenditures by Category

	2021 - 22 Actual	2022 - 23 Actual	2023-24 Budget	2024 - 25 Budget
<b>TRANSFERS</b>				
(06-6320-4420) RES-CIP WATER PROJECTS	\$670,000	\$1,058,140	\$941,000	\$1,841,000
(06-6310-4425) RES-UTILITY CONSTRUCTION	\$1,312,000	\$1,312,000	\$690,536	\$935,600
(06-6310-4695) TRANS TO GENERAL FUND	\$297,900	\$305,289	\$380,700	\$395,000
(06-6320-4695) TRANS TO GENERAL FUND	\$259,800	\$266,353	\$347,200	\$360,500
(06-6310-4426) RES-SANITARY SEWER DEPT EQUIP	\$160,000	\$160,000	\$160,000	\$470,000
(06-6310-4442) TRANSFER TO IT FUND	\$0	\$29,000	\$23,700	\$24,750
(06-6320-4442) TRANSFER TO IT FUND	\$0	\$15,000	\$14,900	\$15,500
(06-6320-4443) TRANSFER TO STREET FUND	\$0	\$0	\$0	\$25,000
(06-6310-4443) TRANSFER TO STREET FUND	\$0	\$0	\$0	\$25,000
<b>TRANSFERS TOTAL</b>	<b>\$2,699,700</b>	<b>\$3,145,782</b>	<b>\$2,558,036</b>	<b>\$4,092,350</b>
<b>MATERIALS &amp; SERVICES</b>	\$2,428,245	\$2,612,137	\$3,525,225	\$3,702,855
<b>PERSONNEL SERVICES</b>	\$2,075,159	\$2,196,323	\$2,432,769	\$2,808,014
<b>DEBT SERVICE</b>	\$2,228,697	\$2,233,397	\$2,233,057	\$2,232,947
<b>CONTINGENCY</b>	\$0	\$0	\$833,830	\$1,752,834
<b>CAPITAL OUTLAY</b>	\$17,862	\$17,764	\$1,954,480	\$0
<b>TOTAL</b>	<b>\$9,449,663</b>	<b>\$10,205,403</b>	<b>\$13,537,397</b>	<b>\$14,589,000</b>



*Where Life is Sweet*

# RECYCLED WATER TREATMENT

## MISSION AND DESCRIPTION

### MISSION STATEMENT

To operate the City of Hermiston's Recycled Water Plant and Collection System. Providing the most efficient operation of the City's sanitary sewer and collection system in a professional, safe, cost-effective, and courteous manner.

### DEPARTMENT DESCRIPTION

The recycled water department is responsible for the operation and maintenance of approximately eighty miles of sanitary sewer lines, nine sewer lift stations, three stormwater pump stations, and the recycled water treatment plant.

This budget includes the costs of operation for the recycled water plant, collection system, laboratory, bio-solids disposal, and all associated costs for recycled water related activities.

## EXPENDITURES

### Recycled Water Treatment Expenditures

	2021 - 22 Actual	2022 - 23 Actual	2023-24 Budget	2024 - 25 Budget
<b>MATERIALS &amp; SERVICES</b>				
(06-6310-3203) CHEMICALS	\$418,288	\$398,636	\$425,000	\$450,500
(06-6310-2950) MISCELLANEOUS CONTRACTUAL	\$354,266	\$261,126	\$377,300	\$427,300
(06-6310-2510) ELECTRICITY	\$189,008	\$246,812	\$284,300	\$244,300
(06-6310-2650) REPAIRS-MACHINERY & EQUIP	\$96,091	\$104,403	\$150,000	\$150,000
(06-6310-3222) PARTS FOR OPERATING EQUIP	\$65,397	\$79,998	\$145,000	\$175,000
(06-6310-2450) PROPERTY & LIABILITY INS	\$84,178	\$93,549	\$115,620	\$105,500
(06-6310-2951) BILLING/MAILING SERVICES	\$54,491	\$70,860	\$106,100	\$120,000
(06-6310-3213) MEDICAL & LAB SUPPLIES	\$65,910	\$49,720	\$97,000	\$117,000
(06-6310-2130) OTHER PROFESSIONAL SERVICES	\$80,359	\$79,770	\$81,000	\$81,000
(06-6310-2940) LEASED VEHICLES	\$19,354	\$26,529	\$84,390	\$84,390
(06-6310-3214) MINOR/SAFETY EQUIP	\$29,460	\$49,720	\$61,000	\$61,000
(06-6310-2240) TRAVEL & TRAINING	\$15,159	\$50,425	\$31,000	\$31,000
(06-6310-3215) MOTOR VEHICLE FUEL & OIL	\$22,603	\$23,887	\$31,000	\$31,000
(06-6310-2985) LICENSES & PERMITS	\$530	\$19,560	\$20,000	\$35,000
(06-6310-3208) FUEL-OTHER THAN VEHICLE	\$14,700	\$14,325	\$15,000	\$15,000
(06-6310-2110) ACCOUNTING & AUDITING	\$7,344	\$8,000	\$15,200	\$23,500
(06-6310-2520) TELEPHONE	\$11,982	\$12,577	\$14,500	\$9,500
(06-6310-2680) REPAIRS-OFFICE EQUIPMENT	\$0	\$589	\$19,000	\$19,000
(06-6310-2920) DUES & MEMBERSHIP	\$21,779	\$5,540	\$4,500	\$4,500

	2021 - 22 Actual	2022 - 23 Actual	2023-24 Budget	2024 - 25 Budget
(06-6310-3216) MOTOR VEHICLE PARTS	\$5,314	\$6,879	\$7,000	\$17,000
(06-6310-3211) LUBE-OTHER THAN VEHICLE	\$130	\$8,618	\$9,000	\$9,000
(06-6310-2930) LAUNDRY & OTHER SANITATION	\$5,055	\$6,350	\$5,900	\$7,400
(06-6310-3101) OFFICE SUPPLIES	\$1,700	\$2,042	\$4,600	\$4,600
(06-6310-3218) PLUMBING & SEWAGE SUPPLIES	\$1,490	\$2,934	\$3,500	\$3,500
(06-6310-2210) POSTAGE	\$1,298	\$1,028	\$4,000	\$4,500
(06-6310-3207) FOOD & MISCELLANEOUS	\$1,145	\$3,533	\$2,500	\$2,500
(06-6310-3205) CONCRETE SUPPLIES	\$386	\$2,146	\$1,000	\$1,000
(06-6310-3204) CLEAN/SANITATION SUPPLIES	\$989	\$513	\$1,350	\$1,350
(06-6310-3217) PAINT & PAINT SUPPLIES	\$663	\$617	\$1,000	\$1,000
(06-6310-3201) AG & HORT SUPPLIES	\$25	\$200	\$0	\$0
(06-6310-3300) OVER AND SHORTS	-\$116	-\$95	\$0	\$0
<b>MATERIALS &amp; SERVICES TOTAL</b>	<b>\$1,568,977</b>	<b>\$1,630,791</b>	<b>\$2,116,760</b>	<b>\$2,236,340</b>
<b>TRANSFERS</b>				
(06-6310-4425) RES-UTILITY CONSTRUCTION	\$1,312,000	\$1,312,000	\$690,536	\$935,600
(06-6310-4695) TRANS TO GENERAL FUND	\$297,900	\$305,289	\$380,700	\$395,000
(06-6310-4426) RES-SANITARY SEWER DEPT EQUIP	\$160,000	\$160,000	\$160,000	\$470,000
(06-6310-4442) TRANSFER TO IT FUND	\$0	\$29,000	\$23,700	\$24,750
(06-6310-4443) TRANSFER TO STREET FUND	\$0	\$0	\$0	\$25,000
<b>TRANSFERS TOTAL</b>	<b>\$1,769,900</b>	<b>\$1,806,289</b>	<b>\$1,254,936</b>	<b>\$1,850,350</b>
<b>PERSONNEL SERVICES</b>				
SALARY & WAGES	\$694,953	\$747,968	\$834,186	\$942,283
RETIREMENT	\$187,303	\$201,424	\$251,252	\$300,932
MEDICAL, DENTAL & LIFE INS	\$191,911	\$195,656	\$220,870	\$270,893
SOCIAL SECURITY	\$52,619	\$57,319	\$63,876	\$77,023
OVERTIME	\$17,078	\$23,500	\$27,436	\$63,660
ACCIDENT INSURANCE	\$10,797	\$12,603	\$14,434	\$18,914
LONG TERM DISABILITY	\$0	\$4,008	\$4,503	\$5,857
PAID LEAVE OREGON	\$0	\$1,574	\$3,340	\$4,027
UNEMPLOYMENT INSURANCE	-\$7,584	\$1,094	\$5,845	\$7,048
EMPR CONTRIB DEFERRED COMP	\$410	\$320	\$800	\$900
<b>PERSONNEL SERVICES TOTAL</b>	<b>\$1,147,488</b>	<b>\$1,245,468</b>	<b>\$1,426,542</b>	<b>\$1,691,537</b>
<b>DEBT SERVICE</b>				
(06-6310-5125) BOND PRINCIPAL 2020 UTILITY	\$380,000	\$395,000	\$410,000	\$427,500
(06-6310-5225) BOND INTEREST 2020 UTILITY	\$277,900	\$262,700	\$246,900	\$230,500
(06-6310-5205) BOND INTEREST 2014 BONDS	\$88,100	\$85,100	\$81,950	\$78,700
(06-6310-5105) BOND PRINCIPAL 2014 BONDS	\$72,500	\$77,500	\$80,000	\$82,500
(06-6310-5120) BOND PRINCIPAL 2017 UTILITY	\$65,000	\$67,500	\$70,000	\$72,500
(06-6310-5220) BOND INTEREST 2017 UTILITY	\$42,106	\$40,156	\$38,132	\$36,031
<b>DEBT SERVICE TOTAL</b>	<b>\$925,606</b>	<b>\$927,956</b>	<b>\$926,982</b>	<b>\$927,731</b>
<b>CONTINGENCY</b>				
(06-6310-6000) CONTINGENCY	\$0	\$0	\$346,258	\$791,000
<b>CONTINGENCY TOTAL</b>	<b>\$0</b>	<b>\$0</b>	<b>\$346,258</b>	<b>\$791,000</b>
<b>CAPITAL OUTLAY</b>				
(06-6310-4350) LAND ACQUISITION	\$0	\$0	\$977,240	\$0
(06-6310-4312) OTHER EQUIPMENT	\$17,764	\$17,764	\$0	\$0
(06-6310-4305) OFFICE EQUIPMENT	\$98	\$0	\$0	\$0
<b>CAPITAL OUTLAY TOTAL</b>	<b>\$17,862</b>	<b>\$17,764</b>	<b>\$977,240</b>	<b>\$0</b>
<b>TOTAL</b>	<b>\$5,429,833</b>	<b>\$5,628,269</b>	<b>\$7,048,718</b>	<b>\$7,496,958</b>





*Where Life is Sweet*

# WATER PRODUCTION & MAINTENANCE

## MISSION AND DESCRIPTION

### MISSION STATEMENT

To provide a continuous supply of potable drinking water and non-potable water for domestic, commercial, industrial use and fire protection, in a safe, efficient and courteous manner.

### DEPARTMENT DESCRIPTION

The Hermiston Water Department (HWD) is responsible for two independent water systems. The City system produces explicitly potable water for domestic, commercial and industrial use. The Regional system produces both potable and non –potable water for the Regional Water users. HWD is regulated by Federal and State drinking water regulations.

## EXPENDITURES

### Water Production & Maintenance Expenditures

	2021 - 22 Actual	2022 - 23 Actual	2023-24 Budget	2024 - 25 Budget
<b>TRANSFERS</b>				
(06-6320-4420) RES-CIP WATER PROJECTS	\$670,000	\$1,058,140	\$941,000	\$1,841,000
(06-6320-4695) TRANS TO GENERAL FUND	\$259,800	\$266,353	\$347,200	\$360,500
(06-6320-4442) TRANSFER TO IT FUND	\$0	\$15,000	\$14,900	\$15,500
(06-6320-4443) TRANSFER TO STREET FUND	\$0	\$0	\$0	\$25,000
<b>TRANSFERS TOTAL</b>	<b>\$929,800</b>	<b>\$1,339,493</b>	<b>\$1,303,100</b>	<b>\$2,242,000</b>
<b>DEBT SERVICE</b>				
(06-6320-5130) BOND PRINCIPAL 2020 UTILITY	\$380,000	\$395,000	\$410,000	\$427,500
(06-6320-5230) BOND INTEREST 2020 UTILITY	\$277,900	\$262,700	\$246,900	\$230,500
(06-6320-5125) PRINCIPAL NE WATER TOWER LOAN	\$239,139	\$246,529	\$254,150	\$262,000
(06-6320-5225) INTEREST NE WATER TOWER LOAN	\$138,345	\$130,956	\$123,340	\$115,485
(06-6320-5205) BOND INTEREST 2014 BONDS	\$88,100	\$85,100	\$83,550	\$78,700
(06-6320-5105) BOND PRINCIPAL 2014 BONDS	\$72,500	\$77,500	\$80,000	\$82,500
(06-6320-5120) BOND PRINCIPAL 2017 UTILITY	\$65,000	\$0	\$70,000	\$72,500
(06-6320-5220) BOND INTEREST 2017 UTILITY	\$42,106	\$40,156	\$38,135	\$36,031
(06-6320-5210) INTEREST CWSRF LOANS	\$0	\$67,500	\$0	\$0
<b>DEBT SERVICE TOTAL</b>	<b>\$1,303,091</b>	<b>\$1,305,441</b>	<b>\$1,306,075</b>	<b>\$1,305,216</b>
<b>MATERIALS &amp; SERVICES</b>				
(06-6320-2510) ELECTRICITY	\$210,992	\$207,630	\$260,000	\$260,000
(06-6320-2950) MISCELLANEOUS CONTRACTUAL	\$101,959	\$118,138	\$365,000	\$332,500
(06-6320-2130) OTHER PROFESSIONAL SERVICES	\$146,028	\$106,831	\$214,000	\$173,000
(06-6320-3218) PLUMBING & SEWAGE SUPPLIES	\$116,502	\$154,958	\$130,000	\$160,000

	2021 - 22 Actual	2022 - 23 Actual	2023-24 Budget	2024 - 25 Budget
(06-6320-2951) BILLING/MAILING SERVICES	\$54,503	\$71,381	\$70,500	\$110,000
(06-6320-3203) CHEMICALS	\$33,226	\$53,604	\$54,000	\$71,000
(06-6320-2450) PROPERTY & LIABILITY INS	\$39,725	\$41,711	\$50,100	\$56,550
(06-6320-3222) PARTS FOR OPERATING EQUIP	\$34,787	\$80,801	\$28,000	\$40,000
(06-6320-2940) LEASED VEHICLES	\$25,550	\$28,340	\$52,440	\$52,440
(06-6320-2540) REGIONAL WATER	\$0	\$13,487	\$50,000	\$65,000
(06-6320-2165) WATER SAMPLES	\$10,262	\$13,088	\$29,000	\$29,000
(06-6320-3215) MOTOR VEHICLE FUEL & OIL	\$17,877	\$15,164	\$17,000	\$17,000
(06-6320-2920) DUES & MEMBERSHIP	\$0	\$12,061	\$21,850	\$21,850
(06-6320-3214) MINOR/SAFETY EQUIP	\$8,928	\$13,275	\$11,000	\$13,000
(06-6320-2670) REPAIRS-OPERATING EQUIP	\$21,407	\$3,072	\$10,000	\$10,000
(06-6320-2110) ACCOUNTING & AUDITING	\$7,344	\$9,400	\$9,400	\$14,500
(06-6320-2240) TRAVEL & TRAINING	\$5,695	\$14,678	\$7,000	\$7,000
(06-6320-2520) TELEPHONE	\$6,948	\$6,922	\$6,600	\$6,600
(06-6320-3101) OFFICE SUPPLIES	\$4,783	\$1,233	\$8,000	\$8,000
(06-6320-3216) MOTOR VEHICLE PARTS	\$5,002	\$2,157	\$3,750	\$3,750
(06-6320-2660) REPAIRS-MOTOR VEHICLES	\$933	\$2,395	\$3,500	\$3,500
(06-6320-2650) REPAIRS-MACHINERY & EQUIP	\$325	\$5,750	\$400	\$1,575
(06-6320-3211) LUBE-OTHER THAN VEHICLE	\$1,199	\$1,459	\$1,500	\$1,500
(06-6320-3205) CONCRETE SUPPLIES	\$1,771	\$319	\$500	\$2,000
(06-6320-2210) POSTAGE	\$655	\$344	\$1,000	\$2,500
(06-6320-2680) REPAIRS-OFFICE EQUIPMENT	\$0	\$0	\$2,000	\$2,000
(06-6320-3217) PAINT & PAINT SUPPLIES	\$1,954	\$465	\$375	\$700
(06-6320-3208) FUEL-OTHER THAN VEHICLE	\$753	\$1,059	\$700	\$700
(06-6320-2730) EQUIPMENT RENT ALLOWANCE	\$0	\$846	\$250	\$250
(06-6320-3207) FOOD & MISCELLANEOUS	\$92	\$291	\$450	\$450
(06-6320-3204) CLEAN/SANITATION SUPPLIES	\$184	\$566	\$150	\$150
(06-6320-3300) OVER AND SHORTS	-\$114	-\$78	\$0	\$0
<b>MATERIALS &amp; SERVICES TOTAL</b>	<b>\$859,269</b>	<b>\$981,346</b>	<b>\$1,408,465</b>	<b>\$1,466,515</b>
<b>PERSONNEL SERVICES</b>				
SALARY & WAGES	\$530,024	\$536,845	\$557,929	\$594,804
RETIREMENT	\$166,566	\$170,696	\$176,181	\$206,876
MEDICAL, DENTAL & LIFE INS	\$165,014	\$162,947	\$166,692	\$177,981
SOCIAL SECURITY	\$41,673	\$41,199	\$42,697	\$50,249
OVERTIME	\$22,013	\$22,406	\$42,771	\$61,848
ACCIDENT INSURANCE	\$9,062	\$9,866	\$10,270	\$13,137
LONG TERM DISABILITY	\$0	\$2,913	\$3,097	\$3,907
PAID LEAVE OREGON	\$0	\$1,104	\$2,233	\$2,627
UNEMPLOYMENT INSURANCE	-\$6,781	\$2,782	\$3,907	\$4,598
EMPR CONTRIB DEFERRED COMP	\$101	\$97	\$200	\$200
(2730) EQUIPMENT RENT ALLOWANCE	\$0	\$0	\$250	\$250
<b>PERSONNEL SERVICES TOTAL</b>	<b>\$927,671</b>	<b>\$950,855</b>	<b>\$1,006,227</b>	<b>\$1,116,477</b>
<b>CONTINGENCY</b>				
(06-6320-6000) CONTINGENCY	\$0	\$0	\$487,572	\$961,834
<b>CONTINGENCY TOTAL</b>	<b>\$0</b>	<b>\$0</b>	<b>\$487,572</b>	<b>\$961,834</b>
<b>CAPITAL OUTLAY</b>				
(06-6320-4350) LAND ACQUISITION	\$0	\$0	\$977,240	\$0
<b>CAPITAL OUTLAY TOTAL</b>	<b>\$0</b>	<b>\$0</b>	<b>\$977,240</b>	<b>\$0</b>
<b>TOTAL</b>	<b>\$4,019,830</b>	<b>\$4,577,135</b>	<b>\$6,488,679</b>	<b>\$7,092,042</b>

**THIS PAGE IS LEFT  
INTENTIONALLY BLANK**



*Where Life is Sweet*

# HERMISTON ENERGY SERVICES FUND

## MISSION AND FUND DESCRIPTION

### MISSION STATEMENT

To provide the citizen-owners of Hermiston Energy Services with safe and reliable electric service at comparable and affordable prices.

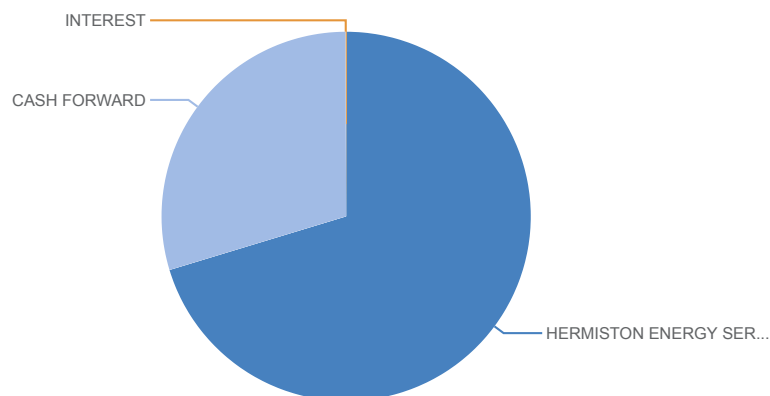
### DEPARTMENT DESCRIPTION

HES has completed 19 calendar years of operation. During that time, HES has spent millions on system improvements, underground replacements, and line extensions.

HES's single largest cost is wholesale power and transmission costs from the Bonneville Power Administration (BPA). Over the last ten years, HES's wholesale power provider, Bonneville Power Administration (BPA) has increased the cost by approximately 36 percent to Hermiston Energy Services and other public utilities throughout the Northwest. HES's wholesale power costs comprise over 60% of its total operating expenses.

### HES REVENUES

Data Updated May 13, 2024, 6:38 PM

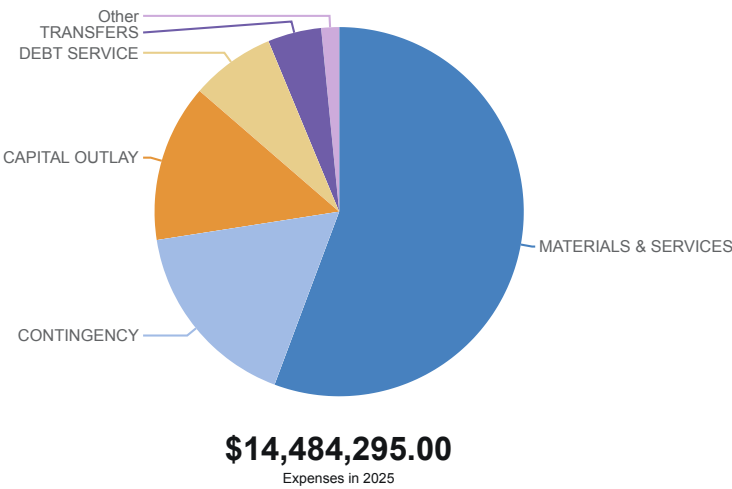


**\$14,484,295.00**

Revenues in 2025

HES EXPENDITURES

Data Updated May 13, 2024, 6:38 PM



RESOURCES

Energy Fund Resources

	2021 - 22 Actual	2022 - 23 Actual	2023-24 Budget	2024 - 25 Budget
HERMISTON ENERGY SERVICES SERVICE CHARGES				
(13-3019-260) ENERGY SERVICES	\$10,034,502	\$10,942,506	\$9,958,995	\$9,958,995
(13-3019-280) MISCELLANEOUS ENERGY SERVICES	\$397,953	\$299,428	\$200,000	\$225,000
(13-3019-100) ADMINISTRATIVE INCOME	\$0	\$71,511	\$0	\$0
HERMISTON ENERGY SERVICES SERVICE CHARGES TOTAL	\$10,432,455	\$11,313,444	\$10,158,995	\$10,183,995
CASH FORWARD				
(13-3099-100) CASH FORWARD	\$0	\$0	\$2,944,058	\$4,290,300
CASH FORWARD TOTAL	\$0	\$0	\$2,944,058	\$4,290,300
INTEREST				
(13-3014-110) INTEREST ON INVESTMENTS	-\$41,941	\$54,532	\$10,000	\$10,000
INTEREST TOTAL	-\$41,941	\$54,532	\$10,000	\$10,000
TOTAL	\$10,390,514	\$11,367,976	\$13,113,053	\$14,484,295

# EXPENDITURES

## Energy Fund Expenditures

	2021 - 22 Actual	2022 - 23 Actual	2023-24 Budget	2024 - 25 Budget
<b>MATERIALS &amp; SERVICES</b>				
(13-6350-2550) POWER PURCHASES-BPA	\$5,102,385	\$4,894,483	\$4,877,683	\$4,957,683
(13-6350-2130) OTHER PROFESSIONAL SERVICES	\$1,626,285	\$1,853,146	\$1,849,000	\$1,844,854
(13-6350-2555) IN LIEU OF TAXES	\$710,124	\$752,022	\$710,000	\$710,000
(13-6350-2560) CONSERVATION SERVICES	\$124,817	\$110,646	\$130,000	\$185,000
(13-6350-2530) STREET LIGHTS	\$126,913	\$132,731	\$120,000	\$135,000
(13-6350-2920) DUES & MEMBERSHIP	\$68,743	\$48,476	\$60,000	\$60,000
(13-6350-2950) MISCELLANEOUS CONTRACTUAL	\$25,992	\$37,406	\$75,000	\$80,000
(13-6350-2450) PROPERTY & LIABILITY INS	\$33,881	\$34,781	\$39,000	\$42,000
(13-6350-2565) ENERGY ASSISTANCE (HEAT)	\$15,000	\$0	\$25,000	\$25,000
(13-6350-2240) TRAVEL & TRAINING	\$10,772	\$16,691	\$15,000	\$15,000
(13-6350-3101) OFFICE SUPPLIES	\$2,102	\$600	\$2,500	\$2,500
(13-6350-2520) TELEPHONE	\$1,852	\$2,427	\$1,500	\$1,500
(13-6350-3214) MINOR/SAFETY EQUIP	\$449	\$1,083	\$2,500	\$2,500
(13-6350-2110) ACCOUNTING & AUDITING	-\$7,366	\$3,750	\$3,500	\$6,000
(13-6350-2510) ELECTRICITY	\$0	\$57	\$0	\$0
<b>MATERIALS &amp; SERVICES TOTAL</b>	<b>\$7,841,949</b>	<b>\$7,888,298</b>	<b>\$7,910,683</b>	<b>\$8,067,037</b>
<b>CAPITAL OUTLAY</b>				
(13-6350-4204) CAPITAL IMPROVEMENTS	\$864,153	\$771,315	\$1,200,000	\$2,000,000
<b>CAPITAL OUTLAY TOTAL</b>	<b>\$864,153</b>	<b>\$771,315</b>	<b>\$1,200,000</b>	<b>\$2,000,000</b>
<b>CONTINGENCY</b>				
(13-6350-6000) CONTINGENCY	\$0	\$0	\$2,338,304	\$2,439,813
<b>CONTINGENCY TOTAL</b>	<b>\$0</b>	<b>\$0</b>	<b>\$2,338,304</b>	<b>\$2,439,813</b>
<b>DEBT SERVICE</b>				
(13-6350-5100) BOND PRINCIPAL -2016 HES	\$640,000	\$660,000	\$680,000	\$700,000
(13-6350-5200) BOND INTEREST-2016 HES	\$430,750	\$411,250	\$391,150	\$370,450
<b>DEBT SERVICE TOTAL</b>	<b>\$1,070,750</b>	<b>\$1,071,250</b>	<b>\$1,071,150</b>	<b>\$1,070,450</b>
<b>TRANSFERS</b>				
(13-6350-4470) RES - HES IMPROVEMENTS	\$0	\$0	\$200,000	\$500,000
(13-6350-4660) TRANS TO GENERAL FUND	\$157,800	\$161,745	\$171,850	\$178,000
(13-6350-4665) TRANS TO IT FUND	\$0	\$5,000	\$2,350	\$2,400
<b>TRANSFERS TOTAL</b>	<b>\$157,800</b>	<b>\$166,745</b>	<b>\$374,200</b>	<b>\$680,400</b>
<b>PERSONNEL SERVICES</b>				
SALARY & WAGES	\$121,566	\$128,618	\$138,944	\$143,097
RETIREMENT	\$32,896	\$34,876	\$39,489	\$40,668
MEDICAL, DENTAL & LIFE INS	\$24,934	\$24,929	\$25,799	\$27,544
SOCIAL SECURITY	\$9,101	\$9,640	\$10,637	\$10,955
ACCIDENT INSURANCE	\$1,203	\$1,325	\$1,432	\$1,790
LONG TERM DISABILITY	\$0	\$727	\$786	\$866
PAID LEAVE OREGON	\$0	\$257	\$556	\$573
UNEMPLOYMENT INSURANCE	-\$1,107	\$244	\$973	\$1,002
EMPR CONTRIB DEFERRED COMP	\$48	\$48	\$100	\$100
<b>PERSONNEL SERVICES TOTAL</b>	<b>\$188,641</b>	<b>\$200,665</b>	<b>\$218,716</b>	<b>\$226,595</b>
<b>TOTAL</b>	<b>\$10,123,293</b>	<b>\$10,098,273</b>	<b>\$13,113,053</b>	<b>\$14,484,295</b>

**THIS PAGE IS LEFT  
INTENTIONALLY BLANK**



*Where Life is Sweet*

# REGIONAL WATER

## MISSION AND FUND DESCRIPTION

### MISSION STATEMENT

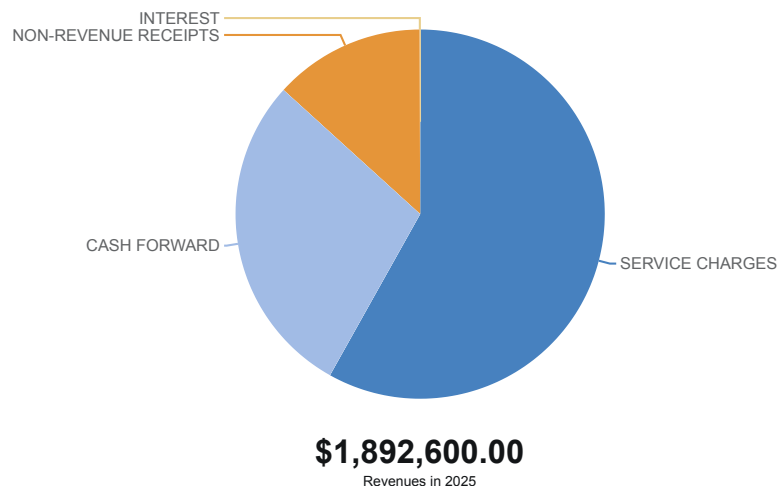
To provide a continuous supply of potable drinking water & non-potable water for domestic, commercial, industrial use, and fire protection, in a safe, efficient, and courteous manner.

### DEPARTMENT DESCRIPTION

The Hermiston Water Department (HWD) is responsible for two independent water systems. The City system produces explicitly potable water for domestic, commercial, and industrial use. The Regional system produces both potable and non –potable water for the Regional Water users. The HWD is regulated by Federal and State drinking water regulations.

### REGIONAL WATER REVENUES

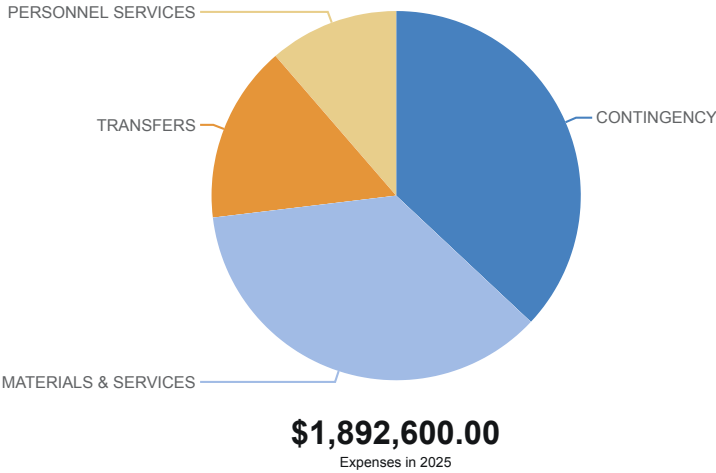
Data Updated May 13, 2024, 6:38 PM





REGIONAL WATER  
EXPENDITURES

Data Updated May 13, 2024, 6:38  
PM



REGIONAL WATER FUND RESOURCES

Regional Water Fund Resources

	2021 - 22 Actual	2022 - 23 Actual	2023-24 Budget	2024 - 25 Budget
SERVICE CHARGES				
(15-3019-275) NON-POTABLE WATER RECEIPTS	\$915,553	\$1,081,411	\$1,050,000	\$1,050,000
(15-3019-270) POTABLE WATER RECEIPTS	\$115,376	\$13,487	\$50,000	\$50,000
(15-3019-300) VADATA FRANCHISE FEE	\$0	\$111	\$0	\$0
SERVICE CHARGES TOTAL	\$1,030,930	\$1,095,009	\$1,100,000	\$1,100,000
CASH FORWARD				
(15-3099-100) CASH FORWARD	\$0	\$0	\$539,428	\$541,600
CASH FORWARD TOTAL	\$0	\$0	\$539,428	\$541,600
NON-REVENUE RECEIPTS				
(15-3018-610) REIMBURSE DIRECT EXPENSE	\$165,984	\$0	\$250,000	\$250,000
NON-REVENUE RECEIPTS TOTAL	\$165,984	\$0	\$250,000	\$250,000
WATER SERVICE CHARGES	\$15,750	\$0	\$0	\$0
INTEREST				
(15-3014-110) INTEREST ON INVESTMENTS	\$0	\$0	\$1,000	\$1,000
INTEREST TOTAL	\$0	\$0	\$1,000	\$1,000
TOTAL	\$1,212,664	\$1,095,009	\$1,890,428	\$1,892,600

CONSOLIDATED REGIONAL WATER EXPENDITURES

BY DEPARTMENT

Consolidated Regional Water Expenditures by Department

	2021 - 22 Actual	2022 - 23 Actual	2023-24 Budget	2024 - 25 Budget
(15-8810) NON-DEPARTMENTAL	\$531,813	\$347,214	\$1,122,135	\$1,161,662
(15-6335) RIVER INTAKE STATION	\$280,395	\$325,040	\$368,041	\$350,186
(15-6320) NON-POTABLE WATER	\$150,412	\$164,575	\$225,851	\$214,676
(15-6330) POTABLE WATER	\$137,095	\$130,308	\$174,400	\$166,076
TOTAL	\$1,099,715	\$967,137	\$1,890,427	\$1,892,600

# CONSOLIDATED REGIONAL WATER EXPENDITURES

## BY CATEGORY

Regional Water Consolidated Expenditures by category

	2021 - 22 Actual	2022 - 23 Actual	2023-24 Budget	2024 - 25 Budget
<b>MATERIALS &amp; SERVICES</b>	\$645,398	\$500,668	\$680,463	\$683,500
<b>CONTINGENCY</b>	\$0	\$0	\$667,122	\$699,962
<b>TRANSFERS</b>				
(15-8810-4430) RES-REPAIR & REPLACEMENT	\$200,000	\$200,000	\$200,000	\$200,000
(15-8810-4435) TRANS TO GENERAL FUND	\$56,400	\$57,810	\$90,850	\$94,500
<b>TRANSFERS TOTAL</b>	<b>\$256,400</b>	<b>\$257,810</b>	<b>\$290,850</b>	<b>\$294,500</b>
<b>PERSONNEL SERVICES</b>	\$197,917	\$208,659	\$251,992	\$214,638
<b>TOTAL</b>	<b>\$1,099,715</b>	<b>\$967,137</b>	<b>\$1,890,427</b>	<b>\$1,892,600</b>

## NON-POTABLE WATER EXPENDITURES

Non-Potable Water Department Expenditures

	2021 - 22 Actual	2022 - 23 Actual	2023-24 Budget	2024 - 25 Budget
<b>MATERIALS &amp; SERVICES</b>				
(15-6320-3208) FUEL-OTHER THAN VEHICLE	\$1,188	\$1,675	\$1,300	\$1,300
(15-6320-3214) MINOR/SAFETY EQUIP	\$0	\$0	\$1,000	\$1,000
(15-6320-3218) PLUMBING & SEWAGE SUPPLIES	\$0	\$0	\$50	\$50
(15-6320-3222) PARTS FOR OPERATING EQUIP	\$1,259	\$5,140	\$24,000	\$24,000
(15-6320-2165) WATER SAMPLES	\$0	\$25	\$0	\$0
(15-6320-2550) RW- PURCHASE-NON-POTABLE WATER	\$0	\$0	\$5,000	\$5,000
(15-6320-2950) MISCELLANEOUS CONTRACTUAL	\$16,925	\$8,913	\$25,000	\$25,000
(15-6320-2510) ELECTRICITY	\$58,777	\$66,115	\$89,000	\$89,000
<b>MATERIALS &amp; SERVICES TOTAL</b>	<b>\$78,150</b>	<b>\$81,868</b>	<b>\$145,350</b>	<b>\$145,350</b>
<b>PERSONNEL SERVICES</b>				
LONG TERM DISABILITY	\$0	\$256	\$216	\$241
SOCIAL SECURITY	\$3,046	\$3,348	\$2,945	\$3,067
RETIREMENT	\$13,190	\$14,545	\$13,129	\$13,670
ACCIDENT INSURANCE	\$678	\$808	\$708	\$802
UNEMPLOYMENT INSURANCE	-\$480	\$32	\$270	\$281
EMPR CONTRIB DEFERRED COMP	\$17	\$19	\$30	\$30
MEDICAL, DENTAL & LIFE INS	\$10,348	\$11,823	\$10,320	\$11,018
PAID LEAVE OREGON	\$0	\$124	\$154	\$160
SALARY & WAGES	\$37,176	\$47,672	\$38,472	\$39,625
OVERTIME	\$8,288	\$4,080	\$14,257	\$432
<b>PERSONNEL SERVICES TOTAL</b>	<b>\$72,262</b>	<b>\$82,707</b>	<b>\$80,501</b>	<b>\$69,326</b>
<b>TOTAL</b>	<b>\$150,412</b>	<b>\$164,575</b>	<b>\$225,851</b>	<b>\$214,676</b>

# POTABLE WATER EXPENDITURES

## Potable Water Department Expenditures

	2021 - 22 Actual	2022 - 23 Actual	2023-24 Budget	2024 - 25 Budget
<b>MATERIALS &amp; SERVICES</b>				
(15-6330-3203) CHEMICALS	\$15,686	\$8,404	\$13,000	\$13,000
(15-6330-3213) MEDICAL & LAB SUPPLIES	\$485	\$267	\$1,000	\$1,000
(15-6330-3214) MINOR/SAFETY EQUIP	\$124	\$0	\$150	\$150
(15-6330-3218) PLUMBING & SEWAGE SUPPLIES	\$37	\$460	\$100	\$100
(15-6330-3222) PARTS FOR OPERATING EQUIP	\$6,052	\$3,673	\$4,000	\$4,000
(15-6330-2165) WATER SAMPLES	\$2,212	\$11,685	\$10,000	\$10,000
(15-6330-2550) RW- PURCHASE-POTABLE WATER	\$0	\$0	\$5,000	\$5,000
(15-6330-2950) MISCELLANEOUS CONTRACTUAL	\$5,826	\$2,305	\$3,500	\$3,500
(15-6330-2510) ELECTRICITY	\$45,088	\$43,042	\$60,000	\$60,000
<b>MATERIALS &amp; SERVICES TOTAL</b>	<b>\$75,509</b>	<b>\$69,835</b>	<b>\$96,750</b>	<b>\$96,750</b>
<b>PERSONNEL SERVICES</b>				
LONG TERM DISABILITY	\$0	\$201	\$216	\$241
SOCIAL SECURITY	\$2,661	\$2,321	\$2,945	\$3,067
RETIREMENT	\$11,651	\$10,016	\$13,129	\$13,670
ACCIDENT INSURANCE	\$3	\$556	\$708	\$802
UNEMPLOYMENT INSURANCE	\$179	\$12	\$270	\$281
EMPR CONTRIB DEFERRED COMP	\$16	\$19	\$30	\$30
MEDICAL, DENTAL & LIFE INS	\$8,670	\$9,429	\$10,320	\$11,018
PAID LEAVE OREGON	\$0	\$78	\$154	\$160
SALARY & WAGES	\$32,519	\$34,260	\$38,472	\$39,625
OVERTIME	\$5,888	\$3,580	\$11,406	\$432
<b>PERSONNEL SERVICES TOTAL</b>	<b>\$61,587</b>	<b>\$60,473</b>	<b>\$77,650</b>	<b>\$69,326</b>
<b>TOTAL</b>	<b>\$137,095</b>	<b>\$130,308</b>	<b>\$174,400</b>	<b>\$166,076</b>

# RIVER INTAKE STATION EXPENDITURES

## River Intake Station Department Expenditures

	2021 - 22 Actual	2022 - 23 Actual	2023-24 Budget	2024 - 25 Budget
<b>MATERIALS &amp; SERVICES</b>				
(15-6335-3214) MINOR/SAFETY EQUIP	\$96	\$0	\$100	\$100
(15-6335-3218) PLUMBING & SEWAGE SUPPLIES	\$129	\$35	\$100	\$100
(15-6335-3222) PARTS FOR OPERATING EQUIP	\$3,204	\$32,192	\$4,000	\$4,000
(15-6335-2950) MISCELLANEOUS CONTRACTUAL	\$7,851	\$10,376	\$10,000	\$10,000
(15-6335-2510) ELECTRICITY	\$205,047	\$216,958	\$260,000	\$260,000
<b>MATERIALS &amp; SERVICES TOTAL</b>	<b>\$216,327</b>	<b>\$259,560</b>	<b>\$274,200</b>	<b>\$274,200</b>
<b>PERSONNEL SERVICES</b>				
LONG TERM DISABILITY	\$0	\$139	\$234	\$262
SOCIAL SECURITY	\$2,700	\$4,079	\$3,205	\$3,345
RETIREMENT	\$11,034	\$16,218	\$14,284	\$14,909
ACCIDENT INSURANCE	\$552	\$441	\$771	\$874
UNEMPLOYMENT INSURANCE	-\$414	\$47	\$293	\$306
EMPR CONTRIB DEFERRED COMP	\$14	\$13	\$40	\$40
MEDICAL, DENTAL & LIFE INS	\$9,408	\$5,494	\$11,610	\$12,395
PAID LEAVE OREGON	\$0	\$97	\$168	\$175
SALARY & WAGES	\$24,685	\$24,232	\$41,850	\$43,104
OVERTIME	\$16,089	\$14,720	\$21,386	\$576
<b>PERSONNEL SERVICES TOTAL</b>	<b>\$64,068</b>	<b>\$65,479</b>	<b>\$93,841</b>	<b>\$75,986</b>
<b>TOTAL</b>	<b>\$280,395</b>	<b>\$325,040</b>	<b>\$368,041</b>	<b>\$350,186</b>

# NON-DEPARTMENTAL EXPENDITURES

## Non-Department Regional Water Fund Expenditures

	2021 - 22 Actual	2022 - 23 Actual	2023-24 Budget	2024 - 25 Budget
<b>CONTINGENCY</b>				
(15-8810-6000) CONTINGENCY	\$0	\$0	\$667,122	\$699,962
<b>CONTINGENCY TOTAL</b>	<b>\$0</b>	<b>\$0</b>	<b>\$667,122</b>	<b>\$699,962</b>
<b>MATERIALS &amp; SERVICES</b>				
(15-8810-3101) OFFICE SUPPLIES	\$342	\$165	\$200	\$200
(15-8810-3211) LUBE-OTHER THAN VEHICLE	\$53	\$506	\$600	\$600
(15-8810-3213) MEDICAL & LAB SUPPLIES	\$124	\$0	\$0	\$0
(15-8810-3214) MINOR/SAFETY EQUIP	\$1,908	\$2,349	\$3,500	\$3,500
(15-8810-3215) MOTOR VEHICLE FUEL & OIL	\$5,370	\$3,678	\$2,500	\$2,500
(15-8810-3216) MOTOR VEHICLE PARTS	\$1,279	\$103	\$2,000	\$2,000
(15-8810-3218) PLUMBING & SEWAGE SUPPLIES	\$55	\$519	\$100	\$100
(15-8810-3222) PARTS FOR OPERATING EQUIP	\$8,572	\$3,702	\$11,100	\$11,100
(15-8810-3225) CITY OF UMATILLA VADATA 5%	\$0	\$0	\$1,500	\$1,500
(15-8810-2240) TRAVEL & TRAINING	\$4,633	\$5,948	\$4,000	\$4,000
(15-8810-2450) PROPERTY & LIABILITY INS	\$10,536	\$13,636	\$16,363	\$16,000
(15-8810-2110) ACCOUNTING & AUDITING	\$3,672	\$3,750	\$3,500	\$5,500
(15-8810-2130) OTHER PROFESSIONAL SERVICES	\$1,658	\$6,039	\$1,800	\$1,800
(15-8810-2940) LEASED VEHICLES	\$0	\$0	\$10,000	\$10,000
(15-8810-2950) MISCELLANEOUS CONTRACTUAL	\$228,588	\$40,294	\$100,000	\$100,000
(15-8810-2520) TELEPHONE	\$8,623	\$8,714	\$7,000	\$8,400
<b>MATERIALS &amp; SERVICES TOTAL</b>	<b>\$275,413</b>	<b>\$89,404</b>	<b>\$164,163</b>	<b>\$167,200</b>
<b>TRANSFERS</b>				
(15-8810-4430) RES-REPAIR & REPLACEMENT	\$200,000	\$200,000	\$200,000	\$200,000
(15-8810-4435) TRANS TO GENERAL FUND	\$56,400	\$57,810	\$90,850	\$94,500
<b>TRANSFERS TOTAL</b>	<b>\$256,400</b>	<b>\$257,810</b>	<b>\$290,850</b>	<b>\$294,500</b>
<b>TOTAL</b>	<b>\$531,813</b>	<b>\$347,214</b>	<b>\$1,122,135</b>	<b>\$1,161,662</b>

**THIS PAGE IS LEFT  
INTENTIONALLY BLANK**



*Where Life is Sweet*

# EOTEC OPERATIONS FUND

## MISSION AND FUND DESCRIPTION

To serve as a critical piece of the region's tourism and convention/trade show market by operating a high quality, multi-purpose facility which accommodates private, civic, commercial and cultural related uses.

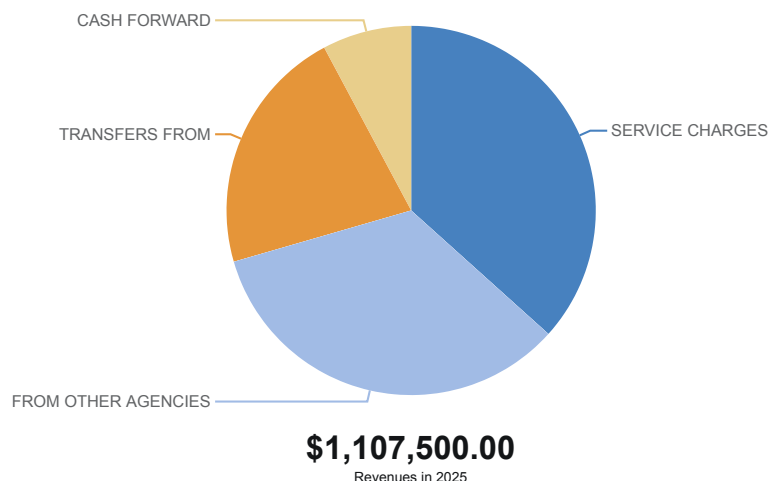
Opened in 2016, the Eastern Oregon Trade and Events Center provides day-to-day operation and maintenance of the facility as well as booking and management of events, to include the Umatilla County Fair, the Farm City Pro Rodeo, various trade shows, livestock shows, cultural events, various conventions as well as private functions utilizing the multi-use capability of the entire facility.

### DEPARTMENT OBJECTIVES

- Continue to market EOTEC to the national convention and tourism industry as a premier facility for a number of state, regional and national events.
- Continue the process of building out the necessary infra-structure to realize the full potential of all that EOTEC has to offer.
- Continue to provide prudent management of the facility in a cost-effective, deliberate manner for the benefit of the city of Hermiston as well as the entire region.

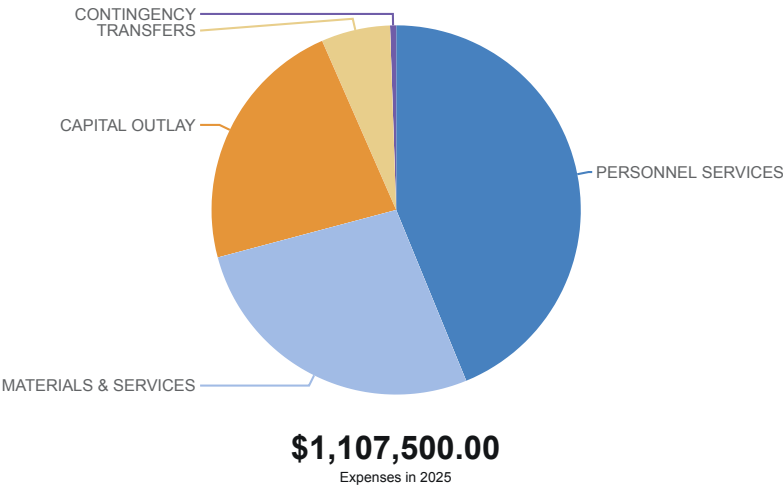
### EOTEC REVENUES

Data Updated May 13, 2024, 6:38 PM



EOTEC EXPENDITURES

Data Updated May 13, 2024, 6:38 PM



RESOURCES

Eotec Operations Resources

	2021 - 22 Actual	2022 - 23 Actual	2023-24 Budget	2024 - 25 Budget
FROM OTHER AGENCIES				
(25-3015-220) CONTRIBUTION FROM COUNTY	\$75,000	\$75,000	\$1,000,000	\$250,000
(25-3015-240) OBB GRANT	\$0	\$0	\$277,000	\$125,000
(25-3015-235) CORONAVIRUS RELIEF GRANT	\$0	\$153,024	\$0	\$0
FROM OTHER AGENCIES TOTAL	\$75,000	\$228,024	\$1,277,000	\$375,000
TRANSFERS FROM				
(25-3020-750) TRANS FROM 05 FUND-TPA	\$125,956	\$125,041	\$125,000	\$120,000
(25-3020-765) TRANS FROM RES - EOTEC EQUIPMENT	\$0	\$0	\$425,600	\$0
(25-3020-200) TRANSFER FROM 2024 BOND FUND	\$0	\$0	\$350,000	\$0
(25-3020-760) TRANS FROM 05 FUND-TRT	\$0	\$0	\$125,000	\$120,000
TRANSFERS FROM TOTAL	\$125,956	\$125,041	\$1,025,600	\$240,000
SERVICE CHARGES				
(25-3016-360) FACILITY RENTAL REVENUE	\$0	\$115,281	\$325,000	\$350,000
(25-3016-330) EVENT REVENUE	\$365,359	\$170,199	\$30,000	\$30,000
(25-3016-280) EOTEC MISC REVENUE	\$10,577	\$3,809	\$20,000	\$24,000
(25-3016-350) FOOD & BEVERAGE REVENUE	\$0	\$0	\$2,000	\$2,000
SERVICE CHARGES TOTAL	\$375,936	\$289,289	\$377,000	\$406,000
MISCELLANEOUS REVENUE				
(25-3019-240) DONATIONS	\$15,000	\$0	\$0	\$0
(25-3019-210) MISCELLANEOUS REVENUES	\$0	\$1	\$0	\$0
MISCELLANEOUS REVENUE TOTAL	\$15,000	\$1	\$0	\$0
CASH FORWARD				
(25-3099-100) CASH FORWARD	\$0	\$0	-\$243,957	\$86,500
CASH FORWARD TOTAL	\$0	\$0	-\$243,957	\$86,500
TOTAL	\$591,892	\$642,354	\$2,435,643	\$1,107,500

# EXPENDITURES

Eotec Operations Expenditures

	2021 - 22 Actual	2022 - 23 Actual	2023-24 Budget	2024 - 25 Budget
CAPITAL OUTLAY	\$0	\$0	\$1,600,000	\$250,000
PERSONNEL SERVICES				
SALARY & WAGES	\$0	\$207,299	\$307,771	\$303,653
(25-6450-1200) VW DIRECT PERSONNEL EXPENSES	\$289,037	\$181,040	\$0	\$0
RETIREMENT	\$0	\$3,893	\$87,407	\$86,919
MEDICAL, DENTAL & LIFE INS	\$0	\$40,532	\$51,598	\$55,088
SOCIAL SECURITY	\$0	\$15,447	\$23,544	\$23,413
ACCIDENT INSURANCE	\$0	\$5,016	\$7,448	\$9,182
UNEMPLOYMENT INSURANCE	\$0	\$1,240	\$2,154	\$2,142
PAID LEAVE OREGON	\$0	\$510	\$1,231	\$1,224
LONG TERM DISABILITY	\$0	\$699	\$992	\$1,111
OVERTIME	\$0	\$0	\$0	\$2,400
PERSONNEL SERVICES TOTAL	\$289,037	\$455,676	\$482,145	\$485,132
MATERIALS & SERVICES				
(25-6450-2120) VW DIRECT OTHER COSTS	\$314,037	\$263,541	\$0	\$0
(25-6450-2950) MISCELLANEOUS CONTRACTUAL	\$0	\$112,297	\$95,000	\$105,000
(25-6450-2550) MANAGEMENT FEES	\$119,785	\$60,777	\$0	\$0
(25-6450-2510) UTILITIES	\$0	\$31,269	\$30,758	\$56,000
(25-6450-2450) LIABILITY INSURANCE	\$0	\$0	\$29,500	\$33,750
(25-6450-2610) REPAIRS-BUILDINGS & MAINTENANC	\$0	\$15,438	\$20,000	\$20,000
(25-6450-2350) ADVERTISING & MARKETING	\$0	\$2,471	\$15,000	\$15,000
(25-6450-2530) INTERNET	\$0	\$4,433	\$8,500	\$9,000
(25-6450-2650) EQUIP REPAIRS & MAINTENANCE	\$0	\$3,356	\$8,500	\$8,500
(25-6450-3204) CLEAN/SANITATION SUPPLIES	\$0	\$3,977	\$3,600	\$11,999
(25-6450-2110) AUDIT & ACCOUNTING	\$0	\$0	\$7,500	\$11,600
(25-6450-3201) AG & HORT SUPPLIES	\$0	\$7,286	\$4,000	\$4,000
(25-6450-3215) MOTOR VEHICILE FUEL/OIL	\$0	\$1,863	\$5,200	\$7,000
(25-6450-2540) OPERATING SUBSIDY/VENUWORKS	\$0	\$13,700	\$0	\$0
(25-6450-2460) REFUSE/GARBAGE	\$0	\$0	\$5,000	\$5,900
(25-6450-2520) TELEPHONE, CELL, RADIOS	\$0	\$1,091	\$1,960	\$2,000
(25-6450-3420) RENTAL EQUIPMENT	\$0	\$0	\$2,500	\$2,500
(25-6450-3208) FUEL OTHER THAN VEHICLE	\$0	\$28	\$2,400	\$2,400
(25-6450-2570) TOOLS & SMALL EQUIPMENT	\$0	\$4,400	\$0	\$0
(25-6450-2250) TRAVEL EXPENSES	\$0	\$0	\$1,400	\$1,400
(25-6450-3101) OFFICE SUPPLIES	\$0	\$229	\$1,000	\$1,000
(25-6450-2140) CONTRACTED/OPERATIONAL SERV	\$0	\$2,110	\$0	\$0
(25-6450-2580) IT & WEBSITE	\$0	\$1,782	\$0	\$0
(25-6450-2620) SECURITY & FIRE ALARM SYSTEM	\$0	\$0	\$0	\$1,000
(25-6450-3301) UNIFORMS	\$0	\$0	\$500	\$500
(25-6450-2920) DUES & MEMBERSHIP	\$0	\$0	\$350	\$350
(25-6450-3105) PRINTING & COPIERS	\$0	\$150	\$0	\$500
(25-6450-3430) SUPPLIES	\$0	\$591	\$0	\$0
(25-6450-2210) POSTAGE & SHIPPING	\$0	\$148	\$180	\$180
(25-6450-3214) MINOR SAFETY EQUIPMENT	\$0	\$481	\$0	\$0
(25-6450-3410) SERVICE AGREEMENTS	\$0	\$140	\$0	\$0
(25-6450-3216) MOTOR VEHICLE PARTS	\$0	\$109	\$0	\$0
(25-6450-2985) LICENSES & PERMITS	\$0	\$100	\$0	\$0
(25-6450-3207) FOOD & MISCELLANEOUS	\$0	\$62	\$0	\$0
MATERIALS & SERVICES TOTAL	\$433,822	\$531,828	\$242,848	\$299,579
TRANSFERS	\$0	\$0	\$64,350	\$66,900
CONTINGENCY	\$0	\$0	\$46,300	\$5,889
TOTAL	\$722,859	\$987,504	\$2,435,643	\$1,107,500



**THIS PAGE IS LEFT  
INTENTIONALLY BLANK**



*Where Life is Sweet*

# INFORMATION TECHNOLOGY FUND

## MISSION AND FUND DESCRIPTION

### MISSION STATEMENT

The mission of the Information Technology Department is to provide reliable, innovative, and secure technology solutions that enhance the efficiency and effectiveness of government operations and services. We strive to deliver high-quality IT services and support to meet the needs of our diverse community while fostering a culture of continuous improvement.

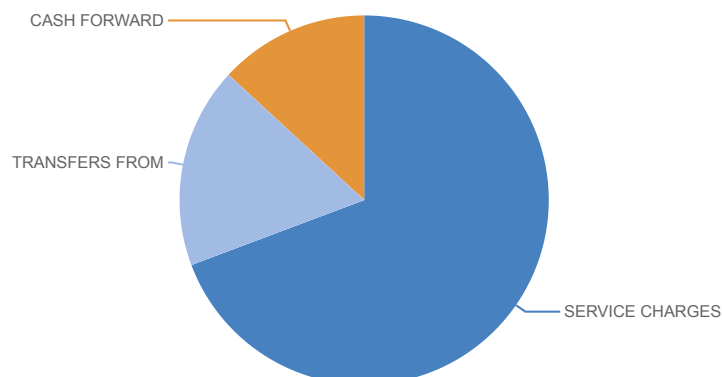
### DEPARTMENT DESCRIPTION

In addition to serving our own city government of Hermiston, we strive to provide exceptional IT support to other agencies/jurisdictions within in Northeast Oregon. We understand that technology is essential for delivering services to the City of Hermiston as well as to the communities we serve. We are committed to collaborating with our partners to ensure that they have access to the resources and expertise they need to succeed.

The IT department's core values include a commitment to exceptional customer service, transparency, and accountability. We are dedicated to building strong relationships and providing timely and accurate information to our partners to help them make informed decisions about technology investments. Our goal is to be a trusted partner to those we serve and to help leverage technology to achieve their goals and improve the quality of life for all the residents living in the areas we serve.

### Information Technology Resources

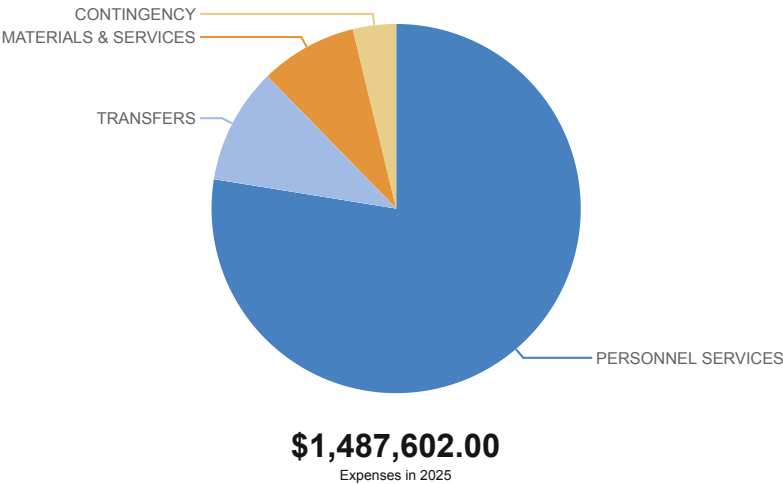
Data Updated May 13, 2024, 6:38  
PM



**\$1,487,602.00**  
Revenues in 2025

Information Technology Expenditures

Data Updated May 13, 2024, 6:38 PM



RESOURCES

Information Technology Resources

	2021 - 22 Actual	2022 - 23 Actual	2023-24 Budget	2024 - 25 Budget
SERVICE CHARGES				
(26-3016-280) CONTRACT REVENUE	\$0	\$589,021	\$998,284	\$1,030,602
SERVICE CHARGES TOTAL	\$0	\$589,021	\$998,284	\$1,030,602
TRANSFERS FROM				
(26-3020-720) TRANS FROM GENERAL FUND	\$0	\$157,000	\$192,800	\$200,100
(26-3020-735) TRANS FROM RECYCLED WATER	\$0	\$29,000	\$23,700	\$24,750
(26-3020-740) TRANS FROM WATER DEPT	\$0	\$15,000	\$14,900	\$15,500
(26-3020-725) TRANS FROM STREET FUND	\$0	\$4,000	\$9,000	\$9,350
(26-3020-750) TRANSFER FROM EOTEC	\$0	\$0	\$9,000	\$9,400
(26-3020-745) TRANS FROM HES FUND	\$0	\$5,000	\$2,350	\$2,400
TRANSFERS FROM TOTAL	\$0	\$210,000	\$251,750	\$261,500
CASH FORWARD				
(26-3099-100) CASH FORWARD	\$0	\$0	\$20,000	\$195,500
CASH FORWARD TOTAL	\$0	\$0	\$20,000	\$195,500
TOTAL	\$0	\$799,021	\$1,270,034	\$1,487,602

# EXPENDITURES

## Information Technology Expenditures - Updated

	2021 - 22 Actual	2022 - 23 Actual	2023-24 Budget	2024 - 25 Budget
<b>PERSONNEL SERVICES</b>				
SALARY & WAGES	\$0	\$331,485	\$600,212	\$668,313
RETIREMENT	\$0	\$120,840	\$176,889	\$210,548
MEDICAL, DENTAL & LIFE INS	\$0	\$85,509	\$139,186	\$158,102
SOCIAL SECURITY	\$0	\$26,010	\$45,916	\$54,860
OVERTIME	\$0	\$14,767	\$0	\$48,816
LONG TERM DISABILITY	\$0	\$2,148	\$3,143	\$4,360
UNEMPLOYMENT INSURANCE	\$0	-\$133	\$4,201	\$5,020
PAID LEAVE OREGON	\$0	\$987	\$2,401	\$2,869
EMPR CONTRIB DEFERRED COMP	\$0	\$20	\$0	\$0
ACCIDENT INSURANCE	\$0	-\$1,565	\$540	\$717
<b>PERSONNEL SERVICES TOTAL</b>	<b>\$0</b>	<b>\$580,068</b>	<b>\$972,488</b>	<b>\$1,153,605</b>
<b>TRANSFERS</b>				
(26-6450-4695) TRANS TO GEN FUND-OH COSTS	\$0	\$0	\$145,650	\$151,000
<b>TRANSFERS TOTAL</b>	<b>\$0</b>	<b>\$0</b>	<b>\$145,650</b>	<b>\$151,000</b>
<b>MATERIALS &amp; SERVICES</b>				
(26-6450-2940) LEASED VEHICLES	\$0	\$19,487	\$22,500	\$37,500
(26-6450-2950) MISCELLANEOUS CONTRACTUAL	\$0	\$22,312	\$23,000	\$31,400
(26-6450-3101) OFFICE SUPPLIES	\$0	\$23,062	\$10,000	\$30,000
(26-6450-3215) MOTOR VEHICLE FUEL & OIL	\$0	\$3,073	\$8,000	\$8,000
(26-6450-2510) ELECTRICITY	\$0	\$4,176	\$4,600	\$4,600
(26-6450-2240) TRAVEL & TRAINING	\$0	\$1,463	\$5,000	\$5,000
(26-6450-2450) LIABILITY INSURANCE	\$0	\$1,126	\$1,150	\$4,650
(26-6450-3216) MOTOR VEHICLE PARTS	\$0	\$886	\$3,000	\$3,000
(26-6450-2520) TELEPHONE	\$0	\$78	\$4,000	\$1,000
(26-6450-3207) FOOD & MISCELLANEOUS	\$0	\$22	\$500	\$500
(26-6450-3301) UNIFORMS	\$0	\$0	\$0	\$1,000
(26-6450-2130) OTHER PROFESSIONAL SERVICES	\$0	\$121	\$0	\$0
(26-6450-2610) REPAIRS & MAINTENANCE	\$0	\$94	\$0	\$0
<b>MATERIALS &amp; SERVICES TOTAL</b>	<b>\$0</b>	<b>\$75,900</b>	<b>\$81,750</b>	<b>\$126,650</b>
<b>CONTINGENCY</b>				
(26-6450-6000) CONTINGENCY	\$0	\$0	\$70,146	\$56,347
<b>CONTINGENCY TOTAL</b>	<b>\$0</b>	<b>\$0</b>	<b>\$70,146</b>	<b>\$56,347</b>
<b>TOTAL</b>	<b>\$0</b>	<b>\$655,968</b>	<b>\$1,270,034</b>	<b>\$1,487,602</b>

**THIS PAGE IS LEFT  
INTENTIONALLY BLANK**



*Where Life is Sweet*

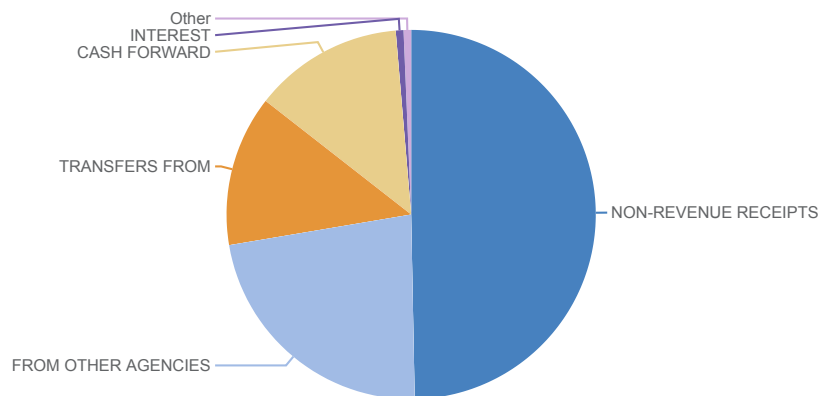
# RESERVE FUND

## MISSION AND FUND DESCRIPTION

This fund is used to accumulate money for long-term goals and projects of the City. Financed directly by appropriations from the operating funds and with limited revenues directly from small reimbursement projects, the reserve fund has been the major single fiscal tool which has provided the City with the stability and multiple year appropriations necessary to manage a small community in difficult financial times. The reserve fund allows the accumulation of resources to accomplish specifically authorized goals contained in the resolution which must be adopted to establish each account.

### RESERVE REVENUES

Data Updated May 13, 2024, 6:38 PM

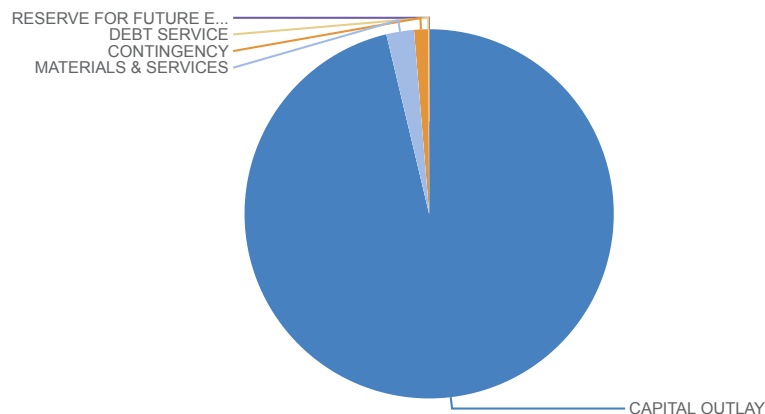


**\$36,955,854.00**

Revenues in 2025

### RESERVE EXPENDITURES

Data Updated May 13, 2024, 6:38 PM



**\$36,955,854.00**

Expenses in 2025

# RESOURCES

## Reserve Fund Resources

	2021 - 22 Actual	2022 - 23 Actual	2023-24 Budget	2024 - 25 Budget
<b>NON-REVENUE RECEIPTS</b>				
(08-3018-465) AWS REIMBURSEMENT - REGIONAL	\$0	\$2,978,085	\$20,949,400	\$15,449,400
(08-3018-460) ODOT NORTH 1ST PL REIMBURSEMEN	\$80,000	\$392,597	\$4,175,000	\$2,110,390
(08-3018-470) AWS REIMBURSEMENT - RW COOLING	\$0	\$0	\$805,000	\$805,000
(08-3018-450) FEDERAL REIMBURSEMENT-FEMA	\$28,593	\$302,019	\$0	\$0
<b>NON-REVENUE RECEIPTS TOTAL</b>	<b>\$108,593</b>	<b>\$3,672,701</b>	<b>\$25,929,400</b>	<b>\$18,364,790</b>
<b>TRANSFERS FROM</b>				
(08-3019-715) TRANSFER FROM UTILITY FUND	\$2,142,000	\$2,530,140	\$1,791,536	\$3,246,600
(08-3019-320) TRANSFER FROM GENERAL FUND	\$699,640	\$543,982	\$820,000	\$398,000
(08-3019-450) TRANSFER FROM STREET FUND	\$339,500	\$100,201	\$393,231	\$280,466
(08-3019-815) TRANSFER FROM REGIONAL WATER	\$200,000	\$200,000	\$200,000	\$200,000
(08-3019-716) TRANSFER FROM HES FUND	\$0	\$0	\$200,000	\$500,000
(08-3019-860) TRANSFER FROM TRT-PARK DEVELOP	\$73,384	\$78,566	\$90,000	\$95,000
(08-3019-850) TRANSFER FROM TRT-TOURISM	\$73,384	\$78,566	\$90,000	\$95,000
(08-3019-845) TRANS FROM 23-ENTERPRISE ZONE	\$50,000	\$50,000	\$50,000	\$50,000
(08-3019-870) TRANSFER FROM TRT-HFAC	\$12,231	\$13,094	\$15,000	\$15,000
(08-3019-890) TRANSFER FROM TRT-STREET CIP	\$0	\$0	\$39,870	\$0
<b>TRANSFERS FROM TOTAL</b>	<b>\$3,590,138</b>	<b>\$3,594,550</b>	<b>\$3,689,637</b>	<b>\$4,880,066</b>
<b>FROM OTHER AGENCIES</b>				
(08-3015-500) FEDERAL GRANTS-DIRECT	\$1,618,095	\$360,093	\$4,000,000	\$6,050,000
(08-3015-600) STATE GRANTS	\$0	\$161,385	\$400,000	\$2,320,000
<b>FROM OTHER AGENCIES TOTAL</b>	<b>\$1,618,095</b>	<b>\$521,478</b>	<b>\$4,400,000</b>	<b>\$8,370,000</b>
<b>CASH FORWARD</b>				
(08-3099-100) CASH FORWARD	\$0	\$0	\$9,159,163	\$4,845,998
<b>CASH FORWARD TOTAL</b>	<b>\$0</b>	<b>\$0</b>	<b>\$9,159,163</b>	<b>\$4,845,998</b>
<b>SERVICE CHARGES</b>				
(08-3016-230) WATER SDC'S	\$65,703	\$84,523	\$47,500	\$47,500
(08-3016-270) PARK SDC'S	\$88,168	\$43,329	\$50,000	\$50,000
(08-3016-250) SANITARY SEWER SDC'S	\$50,786	\$67,022	\$27,500	\$27,500
(08-3016-290) TRANSPORTATION SDC'S	\$10,706	\$46,772	\$20,000	\$20,000
(08-3018-350) FUNLAND INSURANCE CLAIM	\$13,250	\$1,218	\$0	\$0
<b>SERVICE CHARGES TOTAL</b>	<b>\$228,613</b>	<b>\$242,864</b>	<b>\$145,000</b>	<b>\$145,000</b>
<b>MISCELLANEOUS REVENUE</b>				
(08-3017-300) REIMB. FEES- VADATA/AMAZON	\$56,179	\$56,179	\$0	\$0
(08-3017-100) MISCELLANEOUS REVENUE	\$2,850	\$0	\$1	\$100,000
(08-3017-225) FUNLAND DONATIONS	\$43,029	\$36,406	\$0	\$0
<b>MISCELLANEOUS REVENUE TOTAL</b>	<b>\$102,059</b>	<b>\$92,585</b>	<b>\$1</b>	<b>\$100,000</b>
<b>INTEREST</b>				
(08-3014-110) INTEREST ON INVESTMENTS	-\$84,528	\$71,874	\$25,000	\$250,000
<b>INTEREST TOTAL</b>	<b>-\$84,528</b>	<b>\$71,874</b>	<b>\$25,000</b>	<b>\$250,000</b>
<b>TOTAL</b>	<b>\$5,562,970</b>	<b>\$8,196,052</b>	<b>\$43,348,201</b>	<b>\$36,955,854</b>

# CONSOLIDATED RESERVE EXPENDITURES

## BY DEPARTMENT

Consolidated Reserve Expenditures by Department - Updated

	2021 - 22 Actual	2022 - 23 Actual	2023-24 Budget	2024 - 25 Budget
<b>DEPARTMENTS</b>				
(08-7268) CIP WATER PROJECTS	\$162,065	\$2,835,411	\$24,294,400	\$18,409,400
(08-7220) AIRPORT IMPROVEMENTS	\$1,758,578	\$371,402	\$4,950,000	\$5,315,000
(08-7242) CIP STREET CONSTRUCTION	\$100,887	\$792,241	\$6,003,870	\$3,610,390
(08-7280) CIP - RWTP PROJECTS	\$1,267,218	\$3,281,414	\$1,675,000	\$2,585,000
(08-7297) COMMUNITY ENHANCEMENTS	\$277,844	\$0	\$30,450	\$1,530,450
(08-7290) HES IMPROVEMENTS	\$252,796	\$311,768	\$500,000	\$700,000
(08-7246) RES-E PENNEY AVE RODWAY IMP	\$51,161	\$634,500	\$1,000,000	\$0
(08-7248) RES- PARKS	\$0	\$41,222	\$50,000	\$1,420,000
(08-7260) SANITARY SEWER DEPT EQUIP	\$324,333	-\$1	\$382,238	\$588,365
(08-8890) UNAPPROPRIATED BALANCE	\$0	\$0	\$1,094,394	\$11,509
(08-7240) STREET EQUIPMENT	\$0	\$62,067	\$505,000	\$305,000
(08-7294) EOTEC EQUIPMENT	\$19,909	\$66,257	\$540,000	\$114,400
(08-7235) SKATE PARK	\$25,636	\$26,280	\$591,049	\$0
(08-7271) WATER - SDC	\$108,362	\$0	\$110,000	\$410,000
(08-7285) REPAIR/REPLACE REGIONAL	\$49,784	-\$25,713	\$300,000	\$300,000
(08-7231) TRT/TOURISM	\$16,875	\$22,769	\$215,000	\$235,000
(08-7234) PARKS SDC	\$208,383	\$102,569	\$150,000	\$0
(08-7229) RES - AQUATIC CTR MAINT & REPAIR	\$13,159	\$50,000	\$140,000	\$140,000
(08-7233) BICYCLE TRAILS	\$13,404	\$30,502	\$215,000	\$80,000
(08-7262) SANITARY SEWER - SDC	\$8,052	\$0	\$50,000	\$250,000
(08-7263) RES - REGIONAL WATER - SDC	\$0	\$0	\$0	\$250,000
(08-7293) TPA/MARKETING	\$0	\$0	\$100,000	\$100,000
(08-7228) FUNLAND PLAYGROUND	\$95,824	\$25,000	\$25,000	\$25,000
(08-7232) PARK DEVELOPMENT	\$0	\$0	\$85,000	\$75,000
(08-7245) RES - NEW STREET BUILDING	\$0	\$0	\$55,650	\$100,000
(08-7250) HES GAS UTILITY	\$30,000	\$20,000	\$50,000	\$50,000
(08-7274) RES - TRANSPORTATION SDC	\$0	\$0	\$0	\$150,000
(08-7239) WEST HIGHLAND TRAIL	\$0	\$0	\$134,810	\$0
(08-7252) RES - HPD VEHICLE UPFITTING	\$0	\$0	\$66,000	\$66,000
(08-7251) RES - LIBRARY CAPITAL RESERVE	\$0	\$0	\$0	\$90,000
(08-7296) HCC MAINTENANCE & REPAIRS	\$2,196	\$0	\$21,340	\$21,340
(08-7241) STREET MAINTENANCE	\$39,453	\$0	\$0	\$0
(08-7270) WATER DEPT EQUIPMENT	\$0	\$0	\$14,000	\$14,000
(08-7249) PARKS EQUIPMENT	\$0	\$0	\$0	\$10,000
(08-7237) SOUTH 2ND ST GATEWAY PROJECT	\$0	\$1,511	\$0	\$0
<b>DEPARTMENTS TOTAL</b>	<b>\$4,825,920</b>	<b>\$8,649,199</b>	<b>\$43,348,201</b>	<b>\$36,955,854</b>
<b>TOTAL</b>	<b>\$4,825,920</b>	<b>\$8,649,199</b>	<b>\$43,348,201</b>	<b>\$36,955,854</b>



# CONSOLIDATED RESERVE FUND EXPENDITURES BY CATEGORY

## RESERVE FUND CONSOLIDATED EXPENDITURES BY CATEGORY

	2021 - 22 Actual	2022 - 23 Actual	2023-24 Budget	2024 - 25 Budget
<b>CAPITAL OUTLAY</b>	\$3,942,594	\$1,653,536	\$39,949,074	\$35,578,895
<b>TRANSFERS</b>				
(08-7280-4610) TRANS- TO UTILITY FUND-RSA	\$0	\$3,250,783	\$0	\$0
(08-7268-4410) TRANSFER TO REGIONAL WATER	\$0	\$2,809,699	\$0	\$0
(08-7294-4420) TRANSFER TO EOTEC	\$0	\$0	\$425,600	\$0
(08-7290-4610) TRANS. TO HES FUND-RSA	\$0	\$311,768	\$0	\$0
(08-7234-4426) TRANSFER TO GENERAL FUND	\$0	\$0	\$150,000	\$0
(08-7239-4426) TRANSFER TO GENERAL FUND	\$0	\$0	\$134,810	\$0
(08-7241-4424) TRANSFER TO STREET FUND	\$39,453	\$0	\$0	\$0
(08-7268-4210) GEER RD WATER LINE LOOP	\$4,344	\$0	\$0	\$0
<b>TRANSFERS TOTAL</b>	<b>\$43,797</b>	<b>\$6,372,250</b>	<b>\$710,410</b>	<b>\$0</b>
<b>MATERIALS &amp; SERVICES</b>	\$617,826	\$598,413	\$831,000	\$891,000
<b>CONTINGENCY</b>	\$196,702	\$0	\$738,323	\$449,450
<b>RESERVE FOR FUTURE EXPENDITURE</b>	\$0	\$0	\$1,094,394	\$11,509
<b>DEBT SERVICE</b>	\$25,000	\$25,000	\$25,000	\$25,000
<b>TOTAL</b>	<b>\$4,825,920</b>	<b>\$8,649,199</b>	<b>\$43,348,201</b>	<b>\$36,955,854</b>

# RESERVE FOR FUTURE EXPENDITURES

## PURPOSE OF RESERVE

The purpose of this reserve is to accumulate funds for potential future expenditures for a number of departments across the city.

### Reserved for Future Expenditure Expenditures

	2021 - 22 Actual	2022 - 23 Actual	2023-24 Budget	2024 - 25 Budget
(08-8890-7240) RES- FUT EXP CIP STREET CONST	\$0	\$0	\$715,000	\$0
(08-8890-7280) RES- FUT EXP SANIT SEWER EQUIP	\$0	\$0	\$180,000	\$0
(08-8890-7251) RES- FUT EXP LIBRARY CAPITAL	\$0	\$0	\$90,000	\$0
(08-8890-7252) RES- FUT EXP HPD VEH UPFITTING	\$0	\$0	\$40,000	\$0
(08-8890-7220) RES- FUT EXP STREET EQUIPMENT	\$0	\$0	\$30,000	\$0
(08-8890-7120) RES- FUT EXP OFFICE EQUIPMENT	\$0	\$0	\$10,009	\$10,009
(08-8890-7210) RES- FUT EXP S. 2ND ST GATEWAY	\$0	\$0	\$12,085	\$0
(08-8890-7253) RES- FUT EXP HPD EQUIPMENT	\$0	\$0	\$8,000	\$0
(08-8890-7221) RES- FUT EXP AIRPORT HANGAR	\$0	\$0	\$7,800	\$0
(08-8890-7397) HIGHLAND/KENNISON FIELD	\$0	\$0	\$1,500	\$1,500
<b>TOTAL</b>	<b>\$0</b>	<b>\$0</b>	<b>\$1,094,394</b>	<b>\$11,509</b>

# CONTINGENCY

## Reserve Fund Contingency

	2021 - 22 Actual	2022 - 23 Actual	2023-24 Budget	2024 - 25 Budget
(08-7231) TRT/TOURISM	\$0	\$0	\$150,000	\$150,000
(08-7280) CIP - RWTP PROJECTS	\$188,650	\$0	\$50,000	\$50,000
(08-7233) BICYCLE TRAILS	\$0	\$0	\$165,000	\$30,000
(08-7260) SANITARY SEWER DEPT EQUIP	\$0	\$0	\$153,873	\$0
(08-7229) RES - AQUATIC CTR MAINT & REPAIR	\$0	\$0	\$75,000	\$75,000
(08-7262) SANITARY SEWER - SDC	\$8,052	\$0	\$50,000	\$50,000
(08-7268) CIP WATER PROJECTS	\$0	\$0	\$50,000	\$50,000
(08-7297) COMMUNITY ENHANCEMENTS	\$0	\$0	\$30,450	\$30,450
(08-7270) WATER DEPT EQUIPMENT	\$0	\$0	\$14,000	\$14,000
<b>TOTAL</b>	<b>\$196,702</b>	<b>\$0</b>	<b>\$738,323</b>	<b>\$449,450</b>

# AIRPORT IMPROVEMENTS

## PURPOSE OF RESERVE

This reserve is used for large capital projects at the Airport. The fund accumulates regular General Fund Contributions each year in order to save up to pay for the City's match portion for FAA Grant funded projects. The fund also receives grant disbursements and tracks payments towards these projects

The FY 2024-25 budget includes the full estimated cost (\$4.15M) of the long-planned project to acquire 140 acres off the east end of the runway and re-route Ott Road through it to keep out of the Runway Protection Zone. This project is paid for 90% through a \$3.5M grant from the FAA, and therefore requires a 10% local match of \$350,000. It is anticipated that the local match will be recouped in subsequent years by leasing the newly acquired land for farming, which is it's current use, and will eventually turn in to a stable long-term revenue stream to support airport operations.

The FY 2024-25 budget also includes the remaining estimated cost (\$1.3M) of a project to demolish the "Open-T" hangars and replace them with much more desirable enclosed T-Hangars. The project is 90% paid for through a combination of Federal and State grant funding, with the remainder to be covered by local resources. It is anticipated that the new marginal revenue from this upgrade will cover the local subsidy in short order, and add stable long-term revenue to support airport operations.

## Airport Improvements (NEW)

	2021 - 22 Actual	2022 - 23 Actual	2023-24 Budget	2024 - 25 Budget
<b>CAPITAL OUTLAY</b>				
(08-7220-4208) AIRPORT IMPROVEMENTS	\$1,758,578	\$350,622	\$3,850,000	\$4,015,000
(08-7220-4209) BIL FUNDING HANGAR CONST	\$0	\$20,780	\$1,100,000	\$1,300,000
<b>CAPITAL OUTLAY TOTAL</b>	<b>\$1,758,578</b>	<b>\$371,402</b>	<b>\$4,950,000</b>	<b>\$5,315,000</b>
<b>TOTAL</b>	<b>\$1,758,578</b>	<b>\$371,402</b>	<b>\$4,950,000</b>	<b>\$5,315,000</b>

# FUNLAND PLAYGROUND

## PURPOSE OF RESERVE

This reserve was established to maintain and enhance Funland Playground in Butte Park.

### Reserve - Funland Playground Expenditures

	2021 - 22 Actual	2022 - 23 Actual	2023-24 Budget	2024 - 25 Budget
DEBT SERVICE	\$25,000	\$25,000	\$25,000	\$25,000
CAPITAL OUTLAY				
(08-7228-4204) CAPITAL IMPROVEMENTS	\$70,824	\$0	\$0	\$0
CAPITAL OUTLAY TOTAL	\$70,824	\$0	\$0	\$0
TOTAL	\$95,824	\$25,000	\$25,000	\$25,000

# AQUATIC CENTER MAINTENANCE & REPAIR

## PURPOSE OF RESERVE

This fund was established to accumulate funds for maintaining the Hermiston Family Aquatic Center which opened in 2003. Now over eighteen years old, the facility requires investment in maintaining infrastructure, to include pumps, operating systems, etc. Additionally, there are investments in energy-saving systems such as solar that have reduced the annual operating cost of the pool.

### Aquatic Center Maintenance & Repairs Expenditures

	2021 - 22 Actual	2022 - 23 Actual	2023-24 Budget	2024 - 25 Budget
MATERIALS & SERVICES				
(08-7229-2950) MISCELLANEOUS CONTRACTUAL	\$13,159	\$50,000	\$65,000	\$65,000
MATERIALS & SERVICES TOTAL	\$13,159	\$50,000	\$65,000	\$65,000
CONTINGENCY				
(08-7229-6000) CONTINGENCY	\$0	\$0	\$75,000	\$75,000
CONTINGENCY TOTAL	\$0	\$0	\$75,000	\$75,000
TOTAL	\$13,159	\$50,000	\$140,000	\$140,000

# TRT / TOURISM PROGRAMS

## PURPOSE OF RESERVE

This reserve was established to support efforts dedicated to attracting tourism to Hermiston through community grants, programs, and facilities. Council has appointed a committee to make an annual recommendation regarding the allocation of funds.

### TRT/Tourism Programs Expenditures

	2021 - 22 Actual	2022 - 23 Actual	2023-24 Budget	2024 - 25 Budget
CONTINGENCY				
(08-7231-6000) CONTINGENCY	\$0	\$0	\$150,000	\$150,000
CONTINGENCY TOTAL	\$0	\$0	\$150,000	\$150,000
MATERIALS & SERVICES				
(08-7231-2950) MISCELLANEOUS CONTRACTUAL	\$16,875	\$22,769	\$65,000	\$85,000
MATERIALS & SERVICES TOTAL	\$16,875	\$22,769	\$65,000	\$85,000
TOTAL	\$16,875	\$22,769	\$215,000	\$235,000

## PARKS & REC DEVELOPMENT

### PURPOSE OF RESERVE

A portion of the transient room tax is dedicated to city parks and recreation development administered by the Parks and Recreation Committee. The proceeds of the tax for such developments shall accumulate in this reserve and may not be diverted or utilized in any other manner.

#### Parks & Rec Development Expenditures

	2021 - 22 Actual	2022 - 23 Actual	2023-24 Budget	2024 - 25 Budget
<b>MATERIALS &amp; SERVICES</b>				
(08-7232-2950) MISCELLANEOUS CONTRACTUAL	\$0	\$0	\$85,000	\$75,000
<b>MATERIALS &amp; SERVICES TOTAL</b>	<b>\$0</b>	<b>\$0</b>	<b>\$85,000</b>	<b>\$75,000</b>
<b>TOTAL</b>	<b>\$0</b>	<b>\$0</b>	<b>\$85,000</b>	<b>\$75,000</b>

## BICYCLE TRAILS

### PURPOSE OF RESERVE

This reserve was established to facilitate the tracking and use of funds derived from a state-mandated outlay consisting of allocating 1% of all gasoline tax proceeds for the development of bicycle systems. This reserve fund is established to develop trails and bike lanes in accordance with the City's Bicycle and Pedestrian Plan.

#### Bicycle Trails Expenditures

	2021 - 22 Actual	2022 - 23 Actual	2023-24 Budget	2024 - 25 Budget
<b>CONTINGENCY</b>				
(08-7233-6000) CONTINGENCY	\$0	\$0	\$165,000	\$30,000
<b>CONTINGENCY TOTAL</b>	<b>\$0</b>	<b>\$0</b>	<b>\$165,000</b>	<b>\$30,000</b>
<b>MATERIALS &amp; SERVICES</b>				
(08-7233-2950) MISCELLANEOUS CONTRACTUAL	\$13,404	\$30,502	\$50,000	\$50,000
<b>MATERIALS &amp; SERVICES TOTAL</b>	<b>\$13,404</b>	<b>\$30,502</b>	<b>\$50,000</b>	<b>\$50,000</b>
<b>TOTAL</b>	<b>\$13,404</b>	<b>\$30,502</b>	<b>\$215,000</b>	<b>\$80,000</b>

## PARKS SDC

### PURPOSE OF RESERVE

The purpose of this fund is to track and collect System Development Charges (SDC) associated with new construction for the purpose of creating new recreational facilities. System Development Charges recognize the value associated with parks, trails, and other recreational facilities as essential for the quality of life.

#### Reserve - Parks SDC

	2021 - 22 Actual	2022 - 23 Actual	2023-24 Budget	2024 - 25 Budget
<b>MATERIALS &amp; SERVICES</b>	\$208,383	\$102,569	\$0	\$0
<b>TRANSFERS</b>	\$0	\$0	\$150,000	\$0
<b>TOTAL</b>	<b>\$208,383</b>	<b>\$102,569</b>	<b>\$150,000</b>	<b>\$0</b>

# SKATE PARK

## PURPOSE OF RESERVE

This reserve was created to accumulate funds to acquire property and proceed with planning and construction of a skate park/teen adventure park.

### Skate Park Expenditures

	2021 - 22 Actual	2022 - 23 Actual	2023-24 Budget	2024 - 25 Budget
<b>CAPITAL OUTLAY</b>				
(08-7235-4204) CAPITAL IMPROVEMENTS	\$25,636	\$26,280	\$591,049	\$0
<b>CAPITAL OUTLAY TOTAL</b>	<b>\$25,636</b>	<b>\$26,280</b>	<b>\$591,049</b>	<b>\$0</b>
<b>TOTAL</b>	<b>\$25,636</b>	<b>\$26,280</b>	<b>\$591,049</b>	<b>\$0</b>

# STREET EQUIPMENT

## MISSION STATEMENT/PURPOSE OF RESERVE

This reserve is for the planned replacement of equipment in the Street Department.

### Street Equipment Expenditures

	2021 - 22 Actual	2022 - 23 Actual	2023-24 Budget	2024 - 25 Budget
<b>CAPITAL OUTLAY</b>				
(08-7240-4310) STREET EQUIPMENT	\$0	\$62,067	\$505,000	\$305,000
<b>CAPITAL OUTLAY TOTAL</b>	<b>\$0</b>	<b>\$62,067</b>	<b>\$505,000</b>	<b>\$305,000</b>
<b>TOTAL</b>	<b>\$0</b>	<b>\$62,067</b>	<b>\$505,000</b>	<b>\$305,000</b>

## STREET MAINTENANCE

### PURPOSE OF RESERVE

This reserve was established to maintain streets in our community by providing funding for such materials as asphalt, concrete, paint, and sign materials.

#### Street Maintenance Expenditures

	2021 - 22 Actual	2022 - 23 Actual	2023-24 Budget	2024 - 25 Budget
<b>TRANSFERS</b>				
(08-7241-4424) TRANSFER TO STREET FUND	\$39,453	\$0	\$0	\$0
<b>TRANSFERS TOTAL</b>	<b>\$39,453</b>	<b>\$0</b>	<b>\$0</b>	<b>\$0</b>
<b>TOTAL</b>	<b>\$39,453</b>	<b>\$0</b>	<b>\$0</b>	<b>\$0</b>

## STREET CONSTRUCTION

### PURPOSE OF RESERVE

The Street Construction Reserve was established to track costs related to overlay and reconditioning projects approved by the City Council. Hermiston has over 60 miles of paved roadways. The designation of the specific roadway segments will be made by the City Council.

#### Street Construction Expenditures

	2021 - 22 Actual	2022 - 23 Actual	2023-24 Budget	2024 - 25 Budget
<b>CAPITAL OUTLAY</b>				
(08-7242-4230) N. 1ST PLACE RECONSTRUCTION	\$88,000	\$718,980	\$4,110,390	\$2,110,390
(08-7242-4220) GEER & HARPER RD INTERSECTION	\$5,887	\$0	\$1,500,000	\$1,000,000
(08-7242-4226) GETTMAN ROAD EXTENSION ROA	\$0	\$0	\$0	\$500,000
(08-7242-4235) THEATER DRAIN	\$0	\$0	\$93,480	\$0
<b>CAPITAL OUTLAY TOTAL</b>	<b>\$93,887</b>	<b>\$718,980</b>	<b>\$5,703,870</b>	<b>\$3,610,390</b>
<b>MATERIALS &amp; SERVICES</b>				
(08-7242-2950) MISCELLANEOUS CONTRACTUAL	\$7,000	\$73,261	\$300,000	\$0
<b>MATERIALS &amp; SERVICES TOTAL</b>	<b>\$7,000</b>	<b>\$73,261</b>	<b>\$300,000</b>	<b>\$0</b>
<b>TOTAL</b>	<b>\$100,887</b>	<b>\$792,241</b>	<b>\$6,003,870</b>	<b>\$3,610,390</b>

## NEW STREET BUILDING

### PURPOSE OF RESERVE

This reserve is for tracking the costs associated with a new Street Department building.

#### New Street Building Expenditures

	2021 - 22 Actual	2022 - 23 Actual	2023-24 Budget	2024 - 25 Budget
<b>CAPITAL OUTLAY</b>				
(08-7245-4204) CAPITAL IMPROVEMENTS	\$0	\$0	\$55,650	\$100,000
<b>CAPITAL OUTLAY TOTAL</b>	<b>\$0</b>	<b>\$0</b>	<b>\$55,650</b>	<b>\$100,000</b>
<b>TOTAL</b>	<b>\$0</b>	<b>\$0</b>	<b>\$55,650</b>	<b>\$100,000</b>

## E PENNEY AVE ROADWAY IMPROVEMENT

### PURPOSE OF RESERVE

This reserve is used to account individually for the E Penney Avenue extension from S Keli Blvd to US 395.

This project will fully develop the Penney Avenue roadway from S Kelli Blvd to US 395 at an estimated total cost of \$1,193,200. The Oregon Business Development Department, in Fall '21, awarded an Immediate Opportunity Fund grant for 50% of the project cost. City Council, in maximizing federal ARPA funds, chose to pledge ARPA dollars as the local match to obtain the IOF Grant.

#### E PENNEY AVE RESERVE

	2021 - 22 Actual	2022 - 23 Actual	2023-24 Budget	2024 - 25 Budget
<b>CAPITAL OUTLAY</b>				
(08-7246-4204) CAPITAL IMPROVEMENTS	\$0	\$376,410	\$1,000,000	\$0
<b>CAPITAL OUTLAY TOTAL</b>	<b>\$0</b>	<b>\$376,410</b>	<b>\$1,000,000</b>	<b>\$0</b>
<b>MATERIALS &amp; SERVICES</b>	\$51,161	\$258,091	\$0	\$0
<b>TOTAL</b>	<b>\$51,161</b>	<b>\$634,500</b>	<b>\$1,000,000</b>	<b>\$0</b>

## PARKS RESERVE

### PURPOSE OF RESERVE

This reserve is used to supplement one-time expenditures related to park development, maintenance and refurbishment.

#### RESERVE - PARKS

	2021 - 22 Actual	2022 - 23 Actual	2023-24 Budget	2024 - 25 Budget
<b>CAPITAL OUTLAY</b>	\$0	\$0	\$0	\$1,370,000
<b>MATERIALS &amp; SERVICES</b>				
(08-7248-2950) MISCELLANEOUS CONTRACTUAL	\$0	\$41,222	\$50,000	\$50,000
<b>MATERIALS &amp; SERVICES TOTAL</b>	<b>\$0</b>	<b>\$41,222</b>	<b>\$50,000</b>	<b>\$50,000</b>
<b>TOTAL</b>	<b>\$0</b>	<b>\$41,222</b>	<b>\$50,000</b>	<b>\$1,420,000</b>

## HES GAS UTILITY

### PURPOSE OF RESERVE

This reserve was originally established to accumulate funds for the possibility of establishing a natural gas utility. The decision was made in FY2020-21 to transfer the majority of these funds back to the General Fund, leaving a small remaining reserve for possible future use.

#### Hes Gas Utility Expenditures

	2021 - 22 Actual	2022 - 23 Actual	2023-24 Budget	2024 - 25 Budget
<b>MATERIALS &amp; SERVICES</b>				
(08-7250-2950) MISCELLANEOUS CONTRACTUAL	\$30,000	\$20,000	\$50,000	\$50,000
<b>MATERIALS &amp; SERVICES TOTAL</b>	<b>\$30,000</b>	<b>\$20,000</b>	<b>\$50,000</b>	<b>\$50,000</b>
<b>TOTAL</b>	<b>\$30,000</b>	<b>\$20,000</b>	<b>\$50,000</b>	<b>\$50,000</b>

# SANITARY SEWER DEPT EQUIPMENT

## PURPOSE OF RESERVE

The purpose of this reserve is to replace equipment in the Sanitary Sewer department.

\$100,000 has been budgeted annually for replacement of the membrane fiber in FY2024.

### Sanitary Sewer Dept Equipment Expenditures

	2021 - 22 Actual	2022 - 23 Actual	2023-24 Budget	2024 - 25 Budget
<b>CAPITAL OUTLAY</b>				
(08-7260-4320) RWTP-PUMP & MOTOR REPLACEMENT	\$324,333	-\$19,866	\$200,000	\$560,000
(08-7260-4310) SEWER DEPARTMENT EQUIPMENT	\$0	\$19,865	\$28,365	\$28,365
<b>CAPITAL OUTLAY TOTAL</b>	<b>\$324,333</b>	<b>-\$1</b>	<b>\$228,365</b>	<b>\$588,365</b>
<b>CONTINGENCY</b>				
(08-7260-6000) CONTINGENCY	\$0	\$0	\$153,873	\$0
<b>CONTINGENCY TOTAL</b>	<b>\$0</b>	<b>\$0</b>	<b>\$153,873</b>	<b>\$0</b>
<b>TOTAL</b>	<b>\$324,333</b>	<b>-\$1</b>	<b>\$382,238</b>	<b>\$588,365</b>

# SANITARY SEWER SDC

## PURPOSE OF RESERVE

This reserve account tracks reimbursement and improvement fees that shall be spent only on capital improvements associated with the wastewater system or on capacity increasing capital improvements including expenditures related to repayment of indebtedness.

### Reserve - Sanitary Sewer SDC Expenditures

	2021 - 22 Actual	2022 - 23 Actual	2023-24 Budget	2024 - 25 Budget
<b>CAPITAL OUTLAY</b>				
(08-7262-4310) SANITARY SEWER EQUIPMENT	\$0	\$0	\$0	\$200,000
<b>CAPITAL OUTLAY TOTAL</b>	<b>\$0</b>	<b>\$0</b>	<b>\$0</b>	<b>\$200,000</b>
<b>CONTINGENCY</b>				
(08-7262-6000) CONTINGENCY	\$8,052	\$0	\$50,000	\$50,000
<b>CONTINGENCY TOTAL</b>	<b>\$8,052</b>	<b>\$0</b>	<b>\$50,000</b>	<b>\$50,000</b>
<b>TOTAL</b>	<b>\$8,052</b>	<b>\$0</b>	<b>\$50,000</b>	<b>\$250,000</b>

# REGIONAL WATER - SDC

## PURPOSE OF RESERVE

This fund collects System Development Charges (SDC's) from customers who place demands for new capacity on the Regional Water System (RWS). The RWS is co-owned by the City of Hermiston and the Port of Umatilla, and is governed by agreements dictating system expansion. SDC's are only to be used for expanding system capacity (i.e. larger water rights, larger pumping capacity, etc.), and cannot be used for operational needs such as replacing an old pump, or paying for electricity costs.

### RES - Regional Water SDC

	2021 - 22 Actual	2022 - 23 Actual	2023-24 Budget	2024 - 25 Budget
<b>MATERIALS &amp; SERVICES</b>				
(08-7263-2950) MISCELLANEOUS CONTRACTUAL	\$0	\$0	\$0	\$250,000
<b>MATERIALS &amp; SERVICES TOTAL</b>	<b>\$0</b>	<b>\$0</b>	<b>\$0</b>	<b>\$250,000</b>
<b>TOTAL</b>	<b>\$0</b>	<b>\$0</b>	<b>\$0</b>	<b>\$250,000</b>



# CIP-WATER PROJECTS

## PURPOSE OF RESERVE

This account is to accumulate funds over time to address all major Water Dept. projects called for in the approved Capital Improvement Plan.

The full CIP is searchable at [www.hermistonprojects.com](http://www.hermistonprojects.com)

### CIP-Water Projects Expenditures

	2021 - 22 Actual	2022 - 23 Actual	2023-24 Budget	2024 - 25 Budget
<b>CAPITAL OUTLAY</b>				
(08-7268-4206) AWS SYSTEM EXPANSIONS - RWS	\$0	\$25,712	\$20,949,400	\$15,449,400
(08-7268-4250) RES- FUT EX CIP GLADYS & MAIN LINE REPLACE	\$0	\$0	\$0	\$2,000,000
(08-7268-4255) WELL #6 CHLORINATION	\$0	\$0	\$500,000	\$500,000
(08-7268-4245) RES- FUT EXP CIP N 1ST WATER LINE REPLACE WATER	\$50,165	\$0	\$830,000	\$0
(08-7268-4260) WELL #4 CONTROL SYSTEM	\$0	\$0	\$410,000	\$410,000
(08-7268-4212) WELL 5 IMPROVEMENTS	\$9,000	\$0	\$775,000	\$0
(08-7268-4235) WELL #6 B/U GENERATOR	\$36,154	\$0	\$380,000	\$0
(08-7268-4261) LEAD & COPPER PROGRAM	\$0	\$0	\$400,000	\$0
(08-7268-4240) RES- FUT EXP CIP DOWNTOWN UTILITY LINE REPLACE	\$62,402	\$0	\$0	\$0
<b>CAPITAL OUTLAY TOTAL</b>	<b>\$157,721</b>	<b>\$25,712</b>	<b>\$24,244,400</b>	<b>\$18,359,400</b>
<b>TRANSFERS</b>				
(08-7268-4410) TRANSFER TO REGIONAL WATER	\$0	\$2,809,699	\$0	\$0
(08-7268-4210) GEER RD WATER LINE LOOP	\$4,344	\$0	\$0	\$0
<b>TRANSFERS TOTAL</b>	<b>\$4,344</b>	<b>\$2,809,699</b>	<b>\$0</b>	<b>\$0</b>
<b>CONTINGENCY</b>				
(08-7268-6000) CONTINGENCY	\$0	\$0	\$50,000	\$50,000
<b>CONTINGENCY TOTAL</b>	<b>\$0</b>	<b>\$0</b>	<b>\$50,000</b>	<b>\$50,000</b>
<b>TOTAL</b>	<b>\$162,065</b>	<b>\$2,835,411</b>	<b>\$24,294,400</b>	<b>\$18,409,400</b>

## WATER DEPT. EQUIPMENT

### PURPOSE OF RESERVE

This reserve is established to replace equipment in the water department.

#### Water Dept. Equipment Expenditures

	2021 - 22 Actual	2022 - 23 Actual	2023-24 Budget	2024 - 25 Budget
CONTINGENCY	\$0	\$0	\$14,000	\$14,000
TOTAL	\$0	\$0	\$14,000	\$14,000

## WATER - SDC

### PURPOSE OF RESERVE

Reimbursement and improvement fees shall be spent only on capital improvements associated with the water system or on capacity increasing capital improvements including expenditures related to repayment of indebtedness.

#### Water - SDC Expenditures

	2021 - 22 Actual	2022 - 23 Actual	2023-24 Budget	2024 - 25 Budget
CAPITAL OUTLAY				
(08-7271-4207) WATER CONSTRUCTION PROJECTS	\$108,362	\$0	\$110,000	\$410,000
CAPITAL OUTLAY TOTAL	\$108,362	\$0	\$110,000	\$410,000
TOTAL	\$108,362	\$0	\$110,000	\$410,000

## TRANSPORTATION SDC

### PURPOSE OF RESERVE

System Development Charges (SDC's) are one-time revenues collected from new developments to cover the cost of that development's impact on capacity within the larger system, such as additional turn-lanes within an overloaded intersection, new street connections, signalization of an overloaded intersection, etc. SDC revenue can only be spent on capital projects which increase capacity for the service in-question.

#### RES - TRANSPORTATION SDC

	2021 - 22 Actual	2022 - 23 Actual	2023-24 Budget	2024 - 25 Budget
CAPITAL OUTLAY				
(08-7274-4201) GETTMAN RIGHT OF WAY	\$0	\$0	\$0	\$150,000
CAPITAL OUTLAY TOTAL	\$0	\$0	\$0	\$150,000
TOTAL	\$0	\$0	\$0	\$150,000

## CIP-RWTP PROJECTS

### PURPOSE OF RESERVE

This account is to provide for the accumulation of funds to address all major sewer projects identified in the adopted Capital Improvement Plan. The full CIP is available for review at [www.hermistonprojects.com](http://www.hermistonprojects.com)

#### CIP-RWTP Projects Expenditures

	2021 - 22 Actual	2022 - 23 Actual	2023-24 Budget	2024 - 25 Budget
<b>CAPITAL OUTLAY</b>				
(08-7280-4305) AWS COOLING DISCHARGE	\$0	\$0	\$805,000	\$805,000
(08-7280-4216) LIFT #4 REBUILD	\$0	\$0	\$150,000	\$600,000
(08-7280-4235) 7TH ST SEWER REPLACEMENT	\$615,847	\$0	\$0	\$0
(08-7280-4250) RWTP PUMP/MOTOR REPLACE	\$0	\$0	\$150,000	\$300,000
(08-7280-4245) RWTP MEMBRANCE REPLACE	\$0	\$0	\$150,000	\$300,000
(08-7280-4218) MCDONALD'S & 395 MAIN REPLACE	\$19,500	\$0	\$370,000	\$0
(08-7280-4219) E EVELYN AVE GRAVITY SL REPLACEMENT	\$0	\$0	\$0	\$380,000
(08-7280-4240) LIFT #3 ALTERNATIVE	\$332,881	-\$3,231	\$0	\$0
(08-7280-4217) LIFT #5 WETWELL UPGRADES	\$79,799	\$3,320	\$0	\$150,000
(08-7280-4210) UNDERGROUND FUEL STORAGE REPLA	\$30,541	\$30,541	\$0	\$0
<b>CAPITAL OUTLAY TOTAL</b>	<b>\$1,078,568</b>	<b>\$30,631</b>	<b>\$1,625,000</b>	<b>\$2,535,000</b>
<b>TRANSFERS</b>	\$0	\$3,250,783	\$0	\$0
<b>CONTINGENCY</b>				
(08-7280-6000) CONTINGENCY	\$188,650	\$0	\$50,000	\$50,000
<b>CONTINGENCY TOTAL</b>	<b>\$188,650</b>	<b>\$0</b>	<b>\$50,000</b>	<b>\$50,000</b>
<b>TOTAL</b>	<b>\$1,267,218</b>	<b>\$3,281,414</b>	<b>\$1,675,000</b>	<b>\$2,585,000</b>

## REPAIR/REPLACE - REGIONAL WATER

### PURPOSE OF RESERVE

This reserve was created to accumulate funds for major capital repairs and replacement to the regional water treatment system.

#### Repair/Replace-Regional Water Expenditures

	2021 - 22 Actual	2022 - 23 Actual	2023-24 Budget	2024 - 25 Budget
<b>CAPITAL OUTLAY</b>				
(08-7285-4210) REPAIR & REPLACEMENT-REGIONAL	\$49,784	-\$25,713	\$300,000	\$300,000
<b>CAPITAL OUTLAY TOTAL</b>	<b>\$49,784</b>	<b>-\$25,713</b>	<b>\$300,000</b>	<b>\$300,000</b>
<b>TOTAL</b>	<b>\$49,784</b>	<b>-\$25,713</b>	<b>\$300,000</b>	<b>\$300,000</b>

## HES IMPROVEMENTS

### PURPOSE OF RESERVE

This fund is to provide for future Hermiston Energy System improvements.

#### HES Improvements Expenditures

	2021 - 22 Actual	2022 - 23 Actual	2023-24 Budget	2024 - 25 Budget
<b>CAPITAL OUTLAY</b>				
(08-7290-4220) HES IMPROVEMENTS	\$252,796	\$0	\$500,000	\$700,000
<b>CAPITAL OUTLAY TOTAL</b>	<b>\$252,796</b>	<b>\$0</b>	<b>\$500,000</b>	<b>\$700,000</b>
<b>TRANSFERS</b>				
(08-7290-4610) TRANS. TO HES FUND-RSA	\$0	\$311,768	\$0	\$0
<b>TRANSFERS TOTAL</b>	<b>\$0</b>	<b>\$311,768</b>	<b>\$0</b>	<b>\$0</b>
<b>TOTAL</b>	<b>\$252,796</b>	<b>\$311,768</b>	<b>\$500,000</b>	<b>\$700,000</b>

## TPA/MARKETING FUNDS

### PURPOSE OF RESERVE

This fund contains Tourism Promotion Assessment Funds for City use for marketing efforts.

#### TPA/Marketing Funds Expenditures

	2021 - 22 Actual	2022 - 23 Actual	2023-24 Budget	2024 - 25 Budget
<b>MATERIALS &amp; SERVICES</b>				
(08-7293-2950) MISCELLANEOUS CONTRACTUAL	\$0	\$0	\$100,000	\$100,000
<b>MATERIALS &amp; SERVICES TOTAL</b>	<b>\$0</b>	<b>\$0</b>	<b>\$100,000</b>	<b>\$100,000</b>
<b>TOTAL</b>	<b>\$0</b>	<b>\$0</b>	<b>\$100,000</b>	<b>\$100,000</b>

## EOTEC EQUIPMENT

### PURPOSE OF RESERVE

The purpose of this fund is to accumulate funds to purchase equipment necessary for the viable operation of the Eastern Oregon Trade and Event Center facility.

#### EOTEC Equipment Expenditures

	2021 - 22 Actual	2022 - 23 Actual	2023-24 Budget	2024 - 25 Budget
<b>TRANSFERS</b>	\$0	\$0	\$425,600	\$0
<b>CAPITAL OUTLAY</b>				
(08-7294-4310) EOTEC EQUIPMENT	\$19,909	\$66,257	\$114,400	\$114,400
<b>CAPITAL OUTLAY TOTAL</b>	<b>\$19,909</b>	<b>\$66,257</b>	<b>\$114,400</b>	<b>\$114,400</b>
<b>TOTAL</b>	<b>\$19,909</b>	<b>\$66,257</b>	<b>\$540,000</b>	<b>\$114,400</b>

# HCC MAINTENANCE & REPAIRS

## PURPOSE OF RESERVE

This reserve provides for the accumulation of funds to address major maintenance and repairs at the Hermiston Community Center.

### Reserve - HCC Maintenance & Repairs

	2021 - 22 Actual	2022 - 23 Actual	2023-24 Budget	2024 - 25 Budget
CAPITAL OUTLAY				
(08-7296-4230) HCC MAINTENANCE & REPAIRS	\$2,196	\$0	\$21,340	\$21,340
CAPITAL OUTLAY TOTAL	\$2,196	\$0	\$21,340	\$21,340
TOTAL	\$2,196	\$0	\$21,340	\$21,340

# COMMUNITY ENHANCEMENT

## PURPOSE OF RESERVE

This reserve provides for the accumulation of funds for community enhancement projects.

### Community Enhancement Expenditures

	2021 - 22 Actual	2022 - 23 Actual	2023-24 Budget	2024 - 25 Budget
CAPITAL OUTLAY	\$0	\$0	\$0	\$1,500,000
MATERIALS & SERVICES				
(08-7297-2950) MISCELLANEOUS CONTRACTUAL	\$277,844	\$0	\$0	\$0
MATERIALS & SERVICES TOTAL	\$277,844	\$0	\$0	\$0
CONTINGENCY				
(08-7297-6000) CONTINGENCY	\$0	\$0	\$30,450	\$30,450
CONTINGENCY TOTAL	\$0	\$0	\$30,450	\$30,450
TOTAL	\$277,844	\$0	\$30,450	\$1,530,450



*Where Life is Sweet*

# REVENUE BONDED DEBT MANAGEMENT FUND

## GO/FF&C-BONDED DEBT MISSION AND FUND DESCRIPTION

The City issues bonds to provide funds for the acquisition and construction of major capital facilities. Bonds have been issued for both general government and proprietary activities.

In the spring of 1997 the City issued revenue bonds for utility improvements in the amount of \$4,500,000 for the purpose of financing the cost of construction of a new water reservoir, certain water pressure zone and pump improvements and regional water completion improvements. These bonds were refunded in the fall of 2011. This obligation will be met in fiscal year 2024-25. Following is a payment schedule for the next year:

### 2011 Utility Ref Bonds

#### Due Date 2024-25

Principal Aug 130,000

Interest Aug/Feb 2,600

Total 132,600

In the spring of 2003 the City issued \$3,635,000 in full faith and credit obligations for the construction of a combined lap and multi-use outdoor community swimming pool and associated facilities. These bonds were refunded in the spring of 2013. This obligation will be met in fiscal year 2032-33. Following is a payment schedule for the next seven years:

### 2013 Ref Pool Bonds

#### Due Date 2024-25 2025-26 2026-27 2027-28 2028-29 2029-30 2030-31

Principal Dec. 170,000 185,000 195,000 210,000 220,000 215,000 225,000

Interest Dec/Jun 56,070 50,744 45,044 38,969 35,520 25,859 18,984

Total 226,070 235,744 240,044 248,969 255,520 240,859 243,984

# RESOURCES

## GO/FF&C-Bonded Debt Fund Resources

	2021 - 22 Actual	2022 - 23 Actual	2023-24 Budget	2024 - 25 Budget
<b>TRANSFERS FROM</b>				
(02-3018-725) TRANS FM 23-ENT.ZONE-CITY HALL	\$0	\$0	\$0	\$1,037,989
(02-3018-710) TRANS FM GENERAL	\$208,819	\$208,820	\$216,720	\$226,070
<b>TRANSFERS FROM TOTAL</b>	<b>\$208,819</b>	<b>\$208,820</b>	<b>\$216,720</b>	<b>\$1,264,059</b>
<b>PROPERTY TAXES</b>				
(02-3010-115) BOND TAXES	\$305,430	\$299,431	\$311,700	\$21,300
(02-3010-210) DELINQUENT TAXES	\$4,591	\$2,962	\$5,000	\$2,500
(02-3015-225) HEAVY EQUIPMENT RENTAL TAX	\$0	\$195	\$780	\$780
<b>PROPERTY TAXES TOTAL</b>	<b>\$310,021</b>	<b>\$302,589</b>	<b>\$317,480</b>	<b>\$24,580</b>
<b>CASH FORWARD</b>				
(02-3099-100) CASH FORWARD	\$0	\$0	\$92,477	\$111,700
<b>CASH FORWARD TOTAL</b>	<b>\$0</b>	<b>\$0</b>	<b>\$92,477</b>	<b>\$111,700</b>
<b>TOTAL</b>	<b>\$518,840</b>	<b>\$511,409</b>	<b>\$626,677</b>	<b>\$1,400,339</b>

# EXPENDITURES

## Bonded Debt Expenditures

	2021 - 22 Actual	2022 - 23 Actual	2023-24 Budget	2024 - 25 Budget
<b>DEBT SERVICE</b>				
(02-5000-5200) BOND INT-2024 FF&C	\$0	\$0	\$0	\$772,989
(02-5000-5130) BOND & INTEREST-UTILITY 2007	\$319,700	\$318,100	\$0	\$0
(02-5200-5131) 2011 UTILITY REF BOND PRINCIPAL (BUDGET ONLY)	\$0	\$0	\$300,000	\$130,000
(02-5000-5125) BOND & INTEREST-POOL	\$213,405	\$212,719	\$0	\$0
(02-5200-5126) 2013 POOL BOND PRINCIPAL(BUDGET ONLY)	\$0	\$0	\$155,000	\$170,000
(02-5000-5205) BOND PRIN-2024 FF&C	\$0	\$0	\$0	\$265,000
(02-5200-5127) 2013 POOL BOND INTEREST(BUDGET ONLY)	\$0	\$0	\$61,720	\$56,070
(02-5000-7000) UNAPPROPRIATED BALANCE	\$0	\$0	\$98,757	\$3,680
(02-5200-5132) 2011 UTILITY REF BOND INTEREST(BUDGET ONLY)	\$0	\$0	\$11,200	\$2,600
<b>DEBT SERVICE TOTAL</b>	<b>\$533,105</b>	<b>\$530,819</b>	<b>\$626,677</b>	<b>\$1,400,339</b>
<b>TOTAL</b>	<b>\$533,105</b>	<b>\$530,819</b>	<b>\$626,677</b>	<b>\$1,400,339</b>



*Where Life is Sweet*

# MISCELLANEOUS SPECIAL REVENUE FUND

## MISSION AND FUND DESCRIPTION

Special revenue funds are used to account for specific revenues that are restricted to expenditure for particular purposes. This fund is used to account for the CIS Wellness grant and certain pass-through payments related to payroll and surcharges due to the state.

## RESOURCES

### Miscellaneous Special Revenue Fund Resources

	2021 - 22 Actual	2022 - 23 Actual	2023-24 Budget	2024 - 25 Budget
<b>SERVICE CHARGES</b>				
(11-3016-225) CONST. PERMIT SURCHARGE	\$54,279	\$70,998	\$135,000	\$145,000
<b>SERVICE CHARGES TOTAL</b>	<b>\$54,279</b>	<b>\$70,998</b>	<b>\$135,000</b>	<b>\$145,000</b>
<b>CASH FORWARD</b>				
(11-3099-100) CASH FORWARD	\$0	\$0	\$29,600	\$158,000
<b>CASH FORWARD TOTAL</b>	<b>\$0</b>	<b>\$0</b>	<b>\$29,600</b>	<b>\$158,000</b>
<b>FINES &amp; PENALTIES</b>				
(11-3013-110) COURT FINES & PENALTIES	\$8,865	\$0	\$0	\$0
<b>FINES &amp; PENALTIES TOTAL</b>	<b>\$8,865</b>	<b>\$0</b>	<b>\$0</b>	<b>\$0</b>
<b>INTEREST</b>				
(11-3014-110) INTEREST ON INVESTMENTS	\$0	\$0	\$400	\$0
<b>INTEREST TOTAL</b>	<b>\$0</b>	<b>\$0</b>	<b>\$400</b>	<b>\$0</b>
<b>TOTAL</b>	<b>\$63,144</b>	<b>\$70,998</b>	<b>\$165,000</b>	<b>\$303,000</b>



# EXPENDITURES

Miscellaneous Special Revenue Fund Expenditures

	2021 - 22 Actual	2022 - 23 Actual	2023-24 Budget	2024 - 25 Budget
SPECIAL PAYMENTS				
(11-7400-5010) CONST. PERMIT SURCHG TO STATE	\$54,274	\$69,179	\$135,000	\$145,000
(11-7400-5000) COURT SPECIAL PAYMENTS	\$86,191	\$0	\$0	\$0
SPECIAL PAYMENTS TOTAL	\$140,465	\$69,179	\$135,000	\$145,000
MATERIALS & SERVICES				
(11-7400-2445) EMPLOYMENT CLAIMS	\$0	\$0	\$30,000	\$158,000
(11-7400-5001) COURT SPECIAL PAYMENTS - CTY	\$20,377	\$0	\$0	\$0
(11-7400-5003) COURT SPECIAL PAYMENTS - JUDGE	\$40	\$0	\$0	\$0
MATERIALS & SERVICES TOTAL	\$20,417	\$0	\$30,000	\$158,000
TRANSFERS				
(11-7400-4420) TRANS TO GENERAL FUND	\$44,213	\$0	\$0	\$0
(11-7400-4426) TRANS TO LAW ENF SPEC REV	\$3,705	\$0	\$0	\$0
TRANSFERS TOTAL	\$47,918	\$0	\$0	\$0
TOTAL	\$208,800	\$69,179	\$165,000	\$303,000



*Where Life is Sweet*

# CHRISTMAS EXPRESS SPECIAL REVENUE FUND

## MISSION AND FUND DESCRIPTION

The Hermiston Police Department utilizes a special revenue fund to account for specific revenues that are restricted to expenditure(s) for particular law enforcement purposes. The Christmas Express special revenue fund includes donated monies by persons in this community.

## RESOURCES

### Christmas Express Special Revenue Fund Resources

	2021 - 22 Actual	2022 - 23 Actual	2023-24 Budget	2024 - 25 Budget
<b>MISCELLANEOUS REVENUE</b>				
(19-3017-200) DONATIONS	\$25,151	\$20,679	\$15,000	\$15,000
<b>MISCELLANEOUS REVENUE TOTAL</b>	<b>\$25,151</b>	<b>\$20,679</b>	<b>\$15,000</b>	<b>\$15,000</b>
<b>CASH FORWARD</b>				
(19-3099-100) CASH FORWARD	\$0	\$0	\$15,000	\$43,200
<b>CASH FORWARD TOTAL</b>	<b>\$0</b>	<b>\$0</b>	<b>\$15,000</b>	<b>\$43,200</b>
<b>TOTAL</b>	<b>\$25,151</b>	<b>\$20,679</b>	<b>\$30,000</b>	<b>\$58,200</b>

## EXPENDITURES

### Christmas Express Special Revenue Fund Expenditures

	2021 - 22 Actual	2022 - 23 Actual	2023-24 Budget	2024 - 25 Budget
<b>MATERIALS &amp; SERVICES</b>				
(19-7500-3207) FOOD & MISCELLANEOUS	\$19,129	\$20,999	\$28,500	\$40,000
<b>MATERIALS &amp; SERVICES TOTAL</b>	<b>\$19,129</b>	<b>\$20,999</b>	<b>\$28,500</b>	<b>\$40,000</b>
<b>RESERVE FOR FUTURE EXPENDITURE</b>				
(19-8890-7100) RESERVE FOR FUTURE EXPEND.	\$0	\$0	\$1,500	\$18,200
<b>RESERVE FOR FUTURE EXPENDITURE TOTAL</b>	<b>\$0</b>	<b>\$0</b>	<b>\$1,500</b>	<b>\$18,200</b>
<b>TOTAL</b>	<b>\$19,129</b>	<b>\$20,999</b>	<b>\$30,000</b>	<b>\$58,200</b>



*Where Life is Sweet*

# LAW ENFORCEMENT SPECIAL REVENUE FUND

## MISSION AND FUND DESCRIPTION

---

Special revenue funds are used to account for specific revenues that are restricted to expenditure for particular purposes. This fund is used to account for amounts designated by the City for law enforcement and related purposes.

# RESOURCES

## Law Enforcement Fund Resources

	2021 - 22 Actual	2022 - 23 Actual	2023-24 Budget	2024 - 25 Budget
<b>CASH FORWARD</b>				
(20-3099-100) CASH FORWARD	\$0	\$0	\$5,889	\$104,700
<b>CASH FORWARD TOTAL</b>	<b>\$0</b>	<b>\$0</b>	<b>\$5,889</b>	<b>\$104,700</b>
<b>FROM OTHER AGENCIES</b>				
(20-3015-300) GRANTS - FEDERAL INDIRECT	\$927	\$6,277	\$10,000	\$0
(20-3015-230) GRANT-JUVENILE CRIME (CAB)	\$0	\$5,068	\$5,000	\$0
(20-3015-400) GRANTS - STATE	\$0	\$0	\$10,000	\$0
(20-3015-500) GRANTS - LOCAL	\$7,025	\$0	\$1,000	\$0
(20-3015-250) GRANT-DUII ENFORCEMENT	\$6,998	\$0	\$0	\$0
(20-3015-350) GRANTS - FEDERAL DIRECT	\$1,869	\$399	\$4,125	\$0
<b>FROM OTHER AGENCIES TOTAL</b>	<b>\$16,819</b>	<b>\$11,744</b>	<b>\$30,125</b>	<b>\$0</b>
<b>TRANSFERS FROM</b>				
(20-3019-350) TRANSFER FROM MUNICIPAL COURT	\$3,705	\$0	\$0	\$0
<b>TRANSFERS FROM TOTAL</b>	<b>\$3,705</b>	<b>\$0</b>	<b>\$0</b>	<b>\$0</b>
<b>TOTAL</b>	<b>\$20,524</b>	<b>\$11,744</b>	<b>\$36,014</b>	<b>\$104,700</b>

# EXPENDITURES

## Law Enforcement Fund Detailed Expenditures

	2021 - 22 Actual	2022 - 23 Actual	2023-24 Budget	2024 - 25 Budget
<b>RESERVE FOR FUTURE EXPENDITURE</b>				
(20-8890-7100) RESERVE FOR FUTURE EXPEND.	\$0	\$0	\$16,014	\$50,000
<b>RESERVE FOR FUTURE EXPENDITURE TOTAL</b>	<b>\$0</b>	<b>\$0</b>	<b>\$16,014</b>	<b>\$50,000</b>
<b>MATERIALS &amp; SERVICES</b>				
(20-7600-2950) MISCELLANEOUS CONTRACTUAL	\$30,379	\$13,470	\$0	\$0
(20-7600-2240) PROFESSIONAL DEVELOPMENT	\$7,565	\$0	\$0	\$0
(20-7600-3214) MINOR SAFETY EQUIPMENT	\$0	\$5,000	\$0	\$0
<b>MATERIALS &amp; SERVICES TOTAL</b>	<b>\$37,944</b>	<b>\$18,470</b>	<b>\$0</b>	<b>\$0</b>
<b>TRANSFERS</b>	<b>\$0</b>	<b>\$0</b>	<b>\$0</b>	<b>\$54,700</b>
<b>CONTINGENCY</b>				
(20-7600-6100) CONTINGENCY	\$0	\$0	\$20,000	\$0
<b>CONTINGENCY TOTAL</b>	<b>\$0</b>	<b>\$0</b>	<b>\$20,000</b>	<b>\$0</b>
<b>TOTAL</b>	<b>\$37,944</b>	<b>\$18,470</b>	<b>\$36,014</b>	<b>\$104,700</b>



*Where Life is Sweet*

# LIBRARY SPECIAL REVENUE FUND

## MISSION AND FUND DESCRIPTION

---

Special revenue funds are used to account for specific revenues that are restricted to expenditure for particular purposes. This fund is used to account for amounts designated by the City for library operations and improvements.

# RESOURCES

Library Fund Resources

	2021 - 22 Actual	2022 - 23 Actual	2023-24 Budget	2024 - 25 Budget
CASH FORWARD				
(21-3099-100) CASH FORWARD	\$0	\$0	\$12,000	\$30,600
CASH FORWARD TOTAL	\$0	\$0	\$12,000	\$30,600
FROM OTHER AGENCIES				
(21-3015-810) GRANTS - STATE	\$6,151	\$3,708	\$10,000	\$0
(21-3015-800) GRANTS - PRIVATE	\$50	\$0	\$10,000	\$0
FROM OTHER AGENCIES TOTAL	\$6,201	\$3,708	\$20,000	\$0
MISCELLANEOUS REVENUE				
(21-3019-230) DONATIONS & CONTRIBUTIONS	\$2,195	\$1,943	\$1,000	\$0
MISCELLANEOUS REVENUE TOTAL	\$2,195	\$1,943	\$1,000	\$0
TOTAL	\$8,396	\$5,651	\$33,000	\$30,600

# EXPENDITURES

Library Fund Expenditures

	2021 - 22 Actual	2022 - 23 Actual	2023-24 Budget	2024 - 25 Budget
TRANSFERS	\$0	\$0	\$0	\$30,600
CONTINGENCY				
(21-7700-6000) CONTINGENCY	\$0	\$0	\$29,700	\$0
CONTINGENCY TOTAL	\$0	\$0	\$29,700	\$0
MATERIALS & SERVICES				
(21-7700-3207) FOOD & MISCELLANEOUS	\$3,814	\$1,461	\$1,600	\$0
(21-7700-2950) MISCELLANEOUS CONTRACTUAL	\$0	\$5,294	\$700	\$0
(21-7700-3101) OFFICE SUPPLIES	\$1,761	\$0	\$0	\$0
MATERIALS & SERVICES TOTAL	\$5,575	\$6,755	\$2,300	\$0
CAPITAL OUTLAY				
(21-7700-4303) BOOKS	\$547	\$74	\$1,000	\$0
CAPITAL OUTLAY TOTAL	\$547	\$74	\$1,000	\$0
TOTAL	\$6,122	\$6,828	\$33,000	\$30,600



*Where Life is Sweet*

# GREATER-HERMISTON ENTERPRISE ZONE PROJECT FUND

## MISSION AND FUND DESCRIPTION

---

The Greater-Hermiston Enterprise Zone (“GHEZ”) is a unique resource/opportunity for businesses growing or locating in the Hermiston area, which is authorized by ORS 285C. Enterprise zones exempt businesses from all local property taxes on new investments for a specified amount of time, which varies among different zone programs.

**Basic Enterprise Zone Exemptions** are guaranteed by right for eligible businesses which meet minimum job creation thresholds. The Basic Exemption exempts taxes for three years.

**Extended Enterprise Zone Exemptions** allow for businesses to qualify for up to two additional years of benefit if minimum salary thresholds are met for the jobs created. The Zone Sponsors have the ability to negotiate fees to the zone from the business in exchange for the additional exemption time.

**Long Term Rural Enterprise Zone (LTREZ) Exemptions** allow for businesses which invest very large amounts of capital in to qualifying rural zones to qualify for property tax exemptions of between 7 & 15 years. The Zone Sponsors have the ability to negotiate fees to the zone from the business in exchange for the additional exemption time.

The GHEZ is co-sponsored by the City of Hermiston and Umatilla County. All Enterprise Zone exemptions, including negotiated fee payments, must be approved by both sponsors. It is the intent of the Sponsors to manage fees paid to the zone for long-term economic and community growth.

The fees paid to the GHEZ for any Extended, or Long Term, exemptions are not taxes.

This fund is used to accumulate fee revenue received through multi-year GHEZ agreements with businesses locating in the GHEZ. This fund allows for the accumulation of resources to accomplish the economic and community development goals of the Sponsors.

# RESOURCES

## Greater-Hermiston Enterprise Zone Project Fund Resources

	2021 - 22 Actual	2022 - 23 Actual	2023-24 Budget	2024 - 25 Budget
<b>FROM OTHER AGENCIES</b>				
(23-3015-350) CONTRIBUTION FROM AMAZON	\$0	\$120,000	\$2,500,000	\$2,500,000
(23-3015-400) CONTRIBUTION FROM COUNTY	\$500,000	\$500,000	\$500,000	\$0
(23-3015-300) CONTRIBUTION FROM LAMB WESTON	\$450,000	\$500,000	\$500,000	\$0
<b>FROM OTHER AGENCIES TOTAL</b>	<b>\$950,000</b>	<b>\$1,120,000</b>	<b>\$3,500,000</b>	<b>\$2,500,000</b>
<b>CASH FORWARD</b>				
(23-3099-100) CASH FORWARD	\$0	\$0	\$648,699	\$969,900
<b>CASH FORWARD TOTAL</b>	<b>\$0</b>	<b>\$0</b>	<b>\$648,699</b>	<b>\$969,900</b>
<b>INTEREST</b>	<b>\$13</b>	<b>\$0</b>	<b>\$0</b>	<b>\$0</b>
<b>TOTAL</b>	<b>\$950,013</b>	<b>\$1,120,000</b>	<b>\$4,148,699</b>	<b>\$3,469,900</b>

# EXPENDITURES

## Greater-Hermiston Enterprise Zone Project Fund Expenditures

	2021 - 22 Actual	2022 - 23 Actual	2023-24 Budget	2024 - 25 Budget
<b>TRANSFERS</b>				
(23-6300-4445) TRANSFER TO GENERAL FUND	\$459,625	\$577,825	\$460,825	\$458,425
(23-6300-4420) TRANS TO UTILITY-NE WATER TOWE	\$377,500	\$377,500	\$377,500	\$377,500
(23-6300-4430) TRANS TO FUND 02-CITY HALL BON	\$0	\$0	\$0	\$1,037,989
(23-6300-4450) TRANSFER TO TRT FUND	\$0	\$0	\$0	\$205,000
(23-6300-4455) TRANSFER TO CITY HALL CON FUND	\$0	\$0	\$0	\$160,000
(23-6300-4441) TRANS TO RES-PARKS	\$0	\$50,000	\$50,000	\$50,000
(23-6300-4440) TRANS TO RES-FUNLAND REBUILD	\$50,000	\$0	\$0	\$0
<b>TRANSFERS TOTAL</b>	<b>\$887,125</b>	<b>\$1,005,325</b>	<b>\$888,325</b>	<b>\$2,288,914</b>
<b>MATERIALS &amp; SERVICES</b>	<b>\$0</b>	<b>\$0</b>	<b>\$2,500,000</b>	<b>\$347,542</b>
<b>CONTINGENCY</b>				
(23-6300-6000) CONTINGENCY	\$0	\$0	\$760,374	\$833,444
<b>CONTINGENCY TOTAL</b>	<b>\$0</b>	<b>\$0</b>	<b>\$760,374</b>	<b>\$833,444</b>
<b>TOTAL</b>	<b>\$887,125</b>	<b>\$1,005,325</b>	<b>\$4,148,699</b>	<b>\$3,469,900</b>



**THIS PAGE IS LEFT  
INTENTIONALLY BLANK**



*Where Life is Sweet*

# CITY HALL CONSTRUCTION

## MISSION AND FUND DESCRIPTION

On September 23, 2020, the city of Hermiston issued Full Faith & Credit and Refunding Obligations, Series 2020 for a total of \$23,695,000 for the refunding and re-issue of a Water/Wastewater loan(\$14,095,000) and the remainder (\$9,600,000) of the bond issue is to be used to finance the construction of a new city hall and to renovate the basement of the Hermiston Library to serve as office space for city hall customer service and administration. Once the new city hall is complete, the basement of the library will be returned to Library operations to grow their service capabilities.

This fund was created to track all expenditures for these construction projects.

## RESOURCES

### City Hall Construction Revenues

	2021 - 22 Actual	2022 - 23 Actual	2023-24 Budget	2024 - 25 Budget
<b>TRANSFERS FROM</b>	\$0	\$645,000	\$750,000	\$562,500
<b>INTEREST</b>	\$54	\$0	\$0	\$0
<b>CASH FORWARD</b>				
(37-3099-100) CASH FORWARD	\$0	\$0	\$0	-\$186,100
<b>CASH FORWARD TOTAL</b>	\$0	\$0	\$0	-\$186,100
<b>TOTAL</b>	\$54	\$645,000	\$750,000	\$376,400

## EXPENDITURES

### City Hall Construction Expenditures

	2021 - 22 Actual	2022 - 23 Actual	2023-24 Budget	2024 - 25 Budget
<b>CAPITAL OUTLAY</b>				
(37-8300-4205) CAPITAL OUTLAY-CITY HALL	\$7,257,920	\$865,913	\$750,000	\$376,400
(37-8300-4203) MISCELLANEOUS CONTRACTUAL	\$204,574	\$182,966	\$0	\$0
(37-8300-4204) CAPITAL OUTLAY-LIBRARY	\$3,085	\$0	\$0	\$0
<b>CAPITAL OUTLAY TOTAL</b>	\$7,465,579	\$1,048,879	\$750,000	\$376,400
<b>TOTAL</b>	\$7,465,579	\$1,048,879	\$750,000	\$376,400



*Where Life is Sweet*

# LOCAL IMPROVEMENT DISTRICT FUND

## MISSION AND FUND DESCRIPTION

---

This fund has been created to track all eligible expenditures and revenue sources for the development of a Local Improvement District ("LID") in the South Hermiston Industrial Park ("SHIP.") The use of a LID potentially involves multiple funding resources (direct appropriations by the city), grants (both state and federal) as well as property owner payment of assessments once the LID purpose is completed.

Local Improvement Districts have been broadly used in Oregon to help construct public improvements which directly benefit adjacent properties as well as the public in general. In it's most basic form, an LID feasibility report begins the process and estimates project costs, as well as how much benefit each adjoining property receives. A public hearing is then held to determine whether to develop the project & assess the costs to the properties. If approved, the City constructs the project and collects revenue from the property owners to reimburse the City for it's expenses. Depending on the project's benefit to the public, the City has the option to contribute public funds to offset the costs to the adjacent properties.

The City of Hermiston has completed 321 LID's. This fund was created as a separate fund due to the multiple revenue sources, potential for long-term lending, and potential for multiple future LID's to be created.

# RESOURCES

## Local Improvement District Revenues

	2021 - 22 Actual	2022 - 23 Actual	2023-24 Budget	2024 - 25 Budget
FROM OTHER AGENCIES	\$0	\$1,042,183	\$0	\$0
MISCELLANEOUS REVENUE	\$188,497	\$68,032	\$47,500	\$233,300
NON-REVENUE RECEIPTS	\$110,266	\$10,165	\$0	\$0
TRANSFERS FROM	\$50,000	\$0	\$0	\$0
CASH FORWARD				
(38-3099-100) CASH FORWARD	\$0	\$0	-\$47,500	-\$233,300
CASH FORWARD TOTAL	\$0	\$0	-\$47,500	-\$233,300
TOTAL	\$348,763	\$1,120,380	\$0	\$0

# EXPENDITURES

## Local Improvement District Expenditures

	2021 - 22 Actual	2022 - 23 Actual	2023-24 Budget	2024 - 25 Budget
CAPITAL OUTLAY	\$1,818,844	\$0	\$0	\$0
TRANSFERS	\$585,000	\$0	\$0	\$0
DEBT SERVICE	\$0	\$60,965	\$0	\$0
MATERIALS & SERVICES				
(38-8300-2950) MISCELLANEOUS CONTRACTUAL	\$35,851	\$0	\$0	\$0
MATERIALS & SERVICES TOTAL	\$35,851	\$0	\$0	\$0
TOTAL	\$2,439,695	\$60,965	\$0	\$0



*Where Life is Sweet*

## 2024 FFC BOND FUND

### MISSION AND FUND DESCRIPTION

On February 11, 2024, the city of Hermiston issued Full Faith & Credit Obligations Series 2024 for a total of \$18,425,000. The proceeds from the bond obligations are to be used to finance the Library, Public Safety Building, Harkenrider Senior Center, and the Arc center remodels. As well, financing of Hermiston Urban Renewal Agency construction projects.

This fund was created to track receipt of bond proceeds and transfer to other funds for the various projects to be completed with the bond proceeds.

### RESOURCES

#### 2024 Bond Fund Revenues

	2021 - 22 Actual	2022 - 23 Actual	2023-24 Budget	2024 - 25 Budget
<b>NON-REVENUE RECEIPTS</b>				
(39-3018-310) BOND PROCEEDS	\$0	\$0	\$20,000,000	\$0
<b>NON-REVENUE RECEIPTS TOTAL</b>	<b>\$0</b>	<b>\$0</b>	<b>\$20,000,000</b>	<b>\$0</b>
<b>CASH FORWARD</b>	\$0	\$0	\$0	\$402,500
<b>TOTAL</b>	<b>\$0</b>	<b>\$0</b>	<b>\$20,000,000</b>	<b>\$402,500</b>

### EXPENDITURES

#### 2024 Bond Fund Expenditures

	2021 - 22 Actual	2022 - 23 Actual	2023-24 Budget	2024 - 25 Budget
<b>TRANSFERS</b>				
(39-8300-4401) TRANSFER TO GENERAL FUNDS CONSTRUCTION - LIBRARY	\$0	\$0	\$13,500,000	\$0
(39-8300-4404) TRANSFER TO HURA	\$0	\$0	\$5,000,000	\$0
(39-8300-4402) TRANSFER TO CITY HALL CONSTRUCTION FUND	\$0	\$0	\$750,000	\$402,500
(39-8300-4403) TRANSFER TO EOTEC	\$0	\$0	\$350,000	\$0
<b>TRANSFERS TOTAL</b>	<b>\$0</b>	<b>\$0</b>	<b>\$19,600,000</b>	<b>\$402,500</b>
<b>CONTINGENCY</b>				
(39-8300-6000) CONTINGENCY	\$0	\$0	\$400,000	\$0
<b>CONTINGENCY TOTAL</b>	<b>\$0</b>	<b>\$0</b>	<b>\$400,000</b>	<b>\$0</b>
<b>TOTAL</b>	<b>\$0</b>	<b>\$0</b>	<b>\$20,000,000</b>	<b>\$402,500</b>



*Where Life is Sweet*

# GENERAL FUND BUILDING CONSTRUCTION FUND

## MISSION AND FUND DESCRIPTION

On February 11, 2024, the city of Hermiston issued Full Faith & Credit Obligations Series 2024 for a total of \$18,425,000. The portion of the proceeds from the bond obligations are to be used to finance the Library, Public Safety Building, Harkenrider Senior Center, and the Arc center remodels. The total of these improvements total \$12,810,293.

This fund was created to track the expenditures for these improvement projects.

## RESOURCES

### General Fund Building Construction Fund Revenues

	2021 - 22 Actual	2022 - 23 Actual	2023-24 Budget	2024 - 25 Budget
<b>TRANSFERS FROM</b>				
(40-3020-200) TRANSFER FROM 2024 BOND FUND	\$0	\$0	\$13,500,000	\$0
<b>TRANSFERS FROM TOTAL</b>	<b>\$0</b>	<b>\$0</b>	<b>\$13,500,000</b>	<b>\$0</b>
<b>CASH FORWARD</b>	\$0	\$0	\$0	\$9,551,300
<b>TOTAL</b>	<b>\$0</b>	<b>\$0</b>	<b>\$13,500,000</b>	<b>\$9,551,300</b>

## EXPENDITURES

### General Fund Building Construction Fund Expenditures

	2021 - 22 Actual	2022 - 23 Actual	2023-24 Budget	2024 - 25 Budget
<b>CAPITAL OUTLAY</b>				
(40-8300-4204) CAPITAL OUTLAY	\$0	\$0	\$7,500,000	\$5,000,000
(40-8100-4204) CAPITAL OUTLAY	\$0	\$0	\$4,500,000	\$3,700,000
(40-8400-4204) CAPITAL OUTLAY	\$0	\$0	\$750,000	\$476,300
(40-8200-4204) CAPITAL OUTLAY	\$0	\$0	\$750,000	\$375,000
<b>CAPITAL OUTLAY TOTAL</b>	<b>\$0</b>	<b>\$0</b>	<b>\$13,500,000</b>	<b>\$9,551,300</b>
<b>TOTAL</b>	<b>\$0</b>	<b>\$0</b>	<b>\$13,500,000</b>	<b>\$9,551,300</b>



*Where Life is Sweet*

# Glossary of Terms

FISCAL YEAR 2024 BUDGET

## GLOSSARY OF TERMS

---

**Adopted Budget.** Financial plan that forms the basis for appropriations. Adopted by the governing body.

**Ad Valorem Tax.** A property tax computed as a percentage of the value of taxable property. See “Assessed Value.”

**Appropriation.** Authorization for spending a specific amount of money for a specific purpose during a fiscal year. It is based on the adopted budget, including supplemental budgets, if any. It is presented in a resolution or ordinance adopted by the governing body.

**Assessed Value.** The value set on real and personal property as a basis for imposing taxes. It is the lesser of the property’s maximum assessed value or real market value.

**Budget.** Written report showing the local government’s comprehensive financial plan for one fiscal year. It must include a balanced statement of actual revenues and expenditures during each of the last two years, and estimated revenues and expenditures for the current and upcoming year.

**Budget Committee.** Fiscal planning board of a local government, consisting of the governing body plus an equal number of legal voters appointed from the district.

**Budget Message.** Written explanation of the budget and the local government’s financial priorities. It is prepared and presented by the executive officer or chairperson of the governing body.

**Budget Officer.** Person appointed by the governing body to assemble budget material and information and to physically prepare the proposed budget.

**Capital Outlay.** Items which generally have a useful life of one or more years, such as machinery, land, furniture, equipment or buildings.

**Commodities.** Supplies purchased for direct use, such as paper products, gasoline, equipment parts and cleaning supplies.

**Contractual Services.** Services provided by outside sources, such as architects, janitorial and printing.

**Debt Service Fund.** A fund established to account for payment of general long-term debt principal and interest.

**Enterprise Fund.** A fund established to account for operations that are financed and operated in a manner similar to private business enterprises. They are usually self-supporting. Examples of enterprise funds are those for water and wastewater utilities.

**Expenditures.** Total amount incurred if accounts are kept on an accrual basis; total amount paid if accounts are kept on a cash basis.

**EOTEC.** Eastern Oregon Trade and Event Center.

**Fiscal Year.** A 12-month period to which the annual operating budget applies. At the end of the period, a government determines its financial position and the results of its operations. It is July 1 through June 30 for local governments.

**Full-Time Equivalent Position (FTE).** A part-time position converted to the decimal equivalent of a fulltime position based on 2,080 hours per year. For example a summer parks worker working for four months, or 690 hours, would be equivalent to .3 of a full-time position.

**Fund.** A division in a budget segregating independent fiscal and accounting requirements. An entity within a government's financial plan designated to carry on specific activities or to reach certain objectives.

**Goal.** A statement of broad direction, purpose or intent based on the needs of the community. A goal is general and timeless; that is, it is not concerned with a specific achievement in a given time period.

**HES.** Hermiston Energy Services.

**Long-Term.** A period of time ten years or more.

**Materials & Services.** The goods and direct services purchased for direct consumption in the annual operation of the budget.

**Maximum Assessed Value (MAV).** The maximum taxable value limitation placed on real or personal property by the constitution. It can increase a maximum of 3 percent each year. The 3 percent limit may be exceeded if there are qualifying improvements made to the property, such as a major addition or new construction.

**Operating Funds.** Resources derived from recurring revenue sources used to finance ongoing expenditures and pay-as-you-go capital projects.

**Operating Rate.** The rate determined by dividing the local government's operating tax amount by the estimated assessed value of the local government. This rate is needed when a local government wants to impose less tax than its permanent rate will raise.

**Ordinance.** A formal legislative enactment by the governing board of a municipality.

**ORS.** Oregon Revised Statutes.

**Permanent Rate Limit.** The maximum rate of ad valorem property taxes that a local government can impose. Taxes generated from the permanent rate limit can be used for any purpose. No action of the local government can increase a permanent rate limit.

**Personal Services.** Salaries, health and accident insurance premiums, social security and retirement contributions, for example.



**Proposed Budget.** Financial and operating plan prepared by the budget officer, submitted to the public and budget committee for review.

**Real Market Value (RMV).** The amount in cash which could reasonably be expected by an informed seller from an informed buyer in an arm's-length transaction as of the assessment date. In most cases, the value used to test the constitutional limits.

**Reserve Fund.** Established to accumulate money from one fiscal year to another for a specific purpose, such as purchase of new equipment.

**Resolution.** A formal order of a governing body; lower legal status than an ordinance.

**Resources.** Estimated beginning funds on hand plus anticipated receipts.

**SDC.** System Development Charge.

**Short-Term.** A period of time less than ten years.

**State SRF Loan.** Long-term loan from the State of Oregon Department of Environmental Quality's "Clean Water State Revolving Fund" program. Funds from this loan were a portion of the total financing for the City's Recycled Water Plant project that has since be redeemed and re-financed.

**Supplemental Budget.** A financial plan prepared to meet unexpected needs or to spend revenues not anticipated when the regular budget was adopted. It cannot be used to authorize a tax.

**System Development Charge.** A reimbursement fee, an improvement fee or a combination thereof assessed or collected at the time of increased usage of a capital improvement, at the time of issuance of a development permit or building permit, or at the time of connection to the capital improvement.

**Tax on Property.** Any tax, fee, charge or assessment imposed by any government unit upon property or upon a property owner as a direct consequence of ownership of that property.

**Tax Rate.** The amount of tax stated in terms of a unit of tax for each \$1,000 of assessed value of taxable property.

**Transfers.** Also known as inter-fund transfers, the amounts distributed from one fund to finance activities in another fund. Shown as an expenditure in the originating fund and a revenue in the receiving fund.

**Unappropriated Ending Fund Balance.** Amount set aside in the budget to be used as a cash carryover to the next year's budget. It provided the local government with cash until tax money is received from the county treasurer in November. This amount cannot be transferred by resolution or used through a supplemental budget, unless necessitated by a qualifying emergency.

**User Charges.** The payment of a fee for direct receipt of a public service by the party benefiting from the service.

## City of Hermiston, Oregon

[Contact Us](#)

[Table of Contents](#)