

PUBLIC SAFETY COMMITTEE MEETING

October 24, 2022

Chief Edmiston called the meeting to order at 6:30pm. Councilors Primmer, Hardin, and Myers were present. Staff in attendance was: City Manager Byron Smith, Court Administrator Jillian Viles, Captains Travis Eynon and Scott Clark, Communications Manager Amanda Hartsteen, Sergeant Martin, Officer Carlson, Finance Director Mark Krawczyk, and City Recorder Lilly Alarcon-Strong.

Police Department

- **Introductions and Personnel Updates**

Hermiston's Police Department (HPD) Chief Edmiston, introduced members of HPD who were in the audience, and gave personnel updates to include the high number of injuries and vacancies that have been/are being experienced; as a result, activity levels are adversely impacted, meaning fewer officers are able to be proactive and prevent criminal activity. This also means fewer officers are working and fatigue has led to an increase of sick leave being used.

- **3rd Quarter Activity Report**

Chief Edmiston reviewed the 3rd quarter activity report (attached) and emphasizes that total crime is up 29% from last year and violent crime is up 45%. There is also an increase of calls for service and arrests that he believes will continue to trend upwards. Chief Edmiston stated he believes these increases are due to personnel absences and combative individuals.

Transient Activity

Many of the combative individuals the HPD are seeing are suffering from self-induced substance abuse issues, to include, at times, a combination of self-induced substance abuse issues and mentally deficient cognitive issues. Additionally, the community is experiencing an influx of new transients moving into the area. As such, the HPD has been tracking transient activity since 2020. In 2020 and 2021, 20% of HPD calls for service involved transients. This number has increased to 25% in 2022. Although not all transients are engaging in criminal activity, HPD has seen an explosion in shoplifting at commercial establishments and many of the offenders are transients.

- **2023 Department Goals**

Chief Edmiston presented the Departments 2023 Goals (attached).

Municipal Court

Court Administrator Jillian Viles presented the 3rd Quarter Municipal Court Report (attached).

After Chief Edmiston and Court Administrator Viles addressed questions from the Council, Councilors thanked both the Police and Court Departments for their department's efforts making Hermiston a great place to live.

Adjournment

There was no other business and the meeting was adjourned at 6:44pm.

Hermiston Police Department 2013-2022 Patrol Stats - January through September

Incident Type	2013	2014	2015	2016	2017	2018	2019	2020	2021	Avg	Normal Range	2022	% Change Avg-'22	% Change '21-'22
Total Incidents	18933	17784	17731	16940	17070	16648	17414	16206	16771	17277	16871-17683	16217	-6%	-3%
Calls for Service	11592	9774	7676	7753	8122	8640	8879	7985	8495	8768	8439-9098	9086	4%	7%
Officer Initiated Activity	7341	8010	10055	9187	8948	8008	8535	8221	8276	8509	8187-8831	7131	-16%	-14%
Traffic Stops	3953	3717	5109	4735	3970	3161	4235	3965	3939	4087	3724-4450	3355	-18%	-15%
Case Investigations	1985	2155	2485	2365	2337	2534	2451	1781	1956	2228	1935-2520	2234	0%	14%
Total Arrests	1049	952	1051	1039	954	920	1014	614	620	913	741-1085	847	-7%	37%
Misdemeanor Arrests	720	651	816	788	652	642	739	413	453	653	528-778	640	-2%	41%
Felony Arrests	329	301	235	251	302	278	275	201	167	260	208-311	207	-20%	24%
Total Citations	4392	4466	5310	4698	4775	4128	5186	3569	3304	4425	3717-5134	3348	-24%	1%

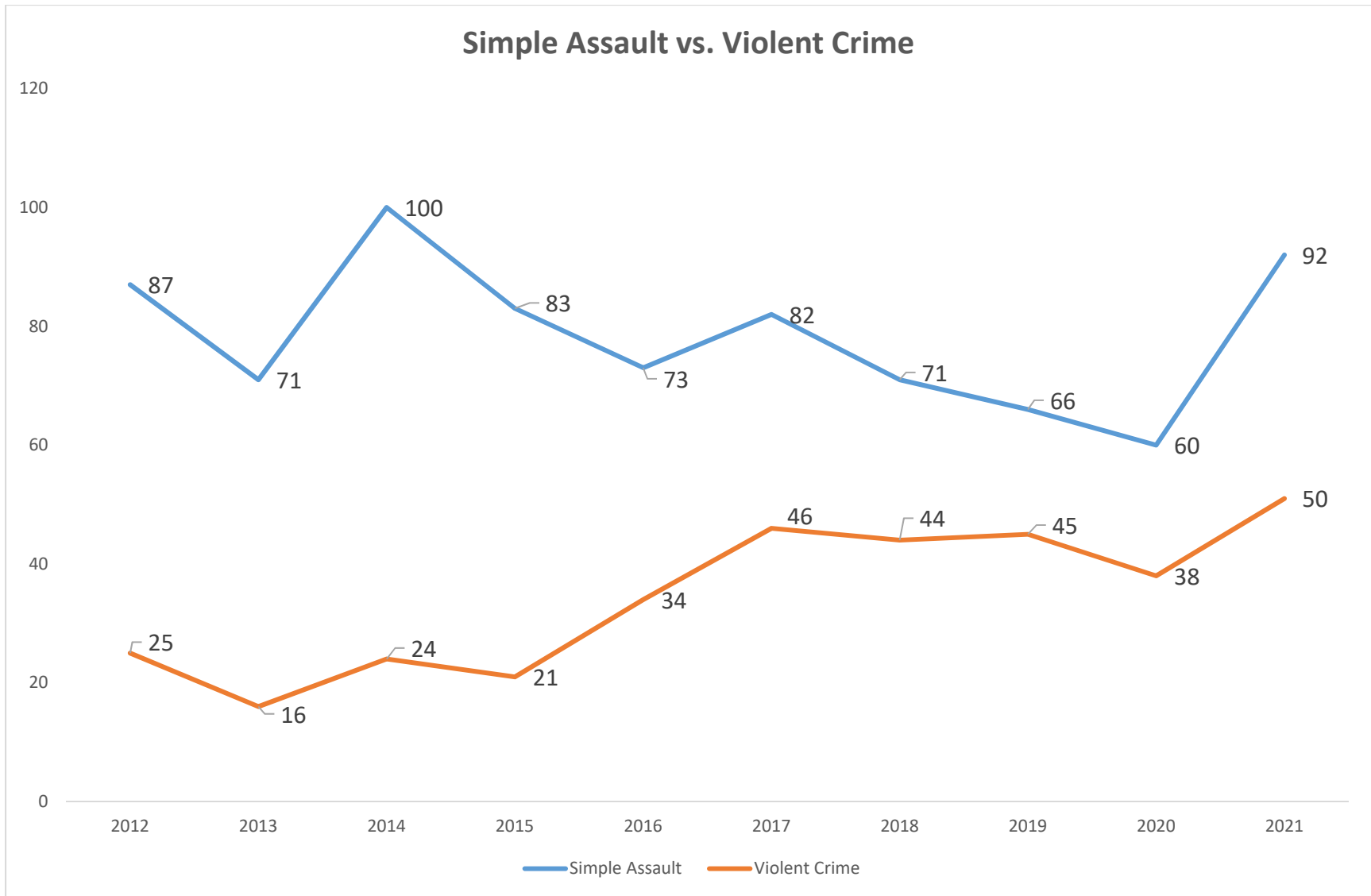
POPULATION	16995	17240	17345	17520	17730	17985	18200	18775	19354
-------------------	-------	-------	-------	-------	-------	-------	-------	-------	-------

19696	10%	2%
-------	-----	----

Incident Type	2013	2014	2015	2016	2017	2018	2019	2020	2021	Avg	Normal Range	2022	% Change Avg-'22	% Change '21-'22
Homicide	0	0	1	1	1	1	0	2	2	1	0-2	1	0%	-50%
Rape	4	2	3	7	2	6	3	7	6	4	0-2	5	25%	-17%
Robbery	6	11	3	0	2	7	7	6	10	6	3-8	9	50%	-10%
Aggravated Assault	4	5	9	20	26	27	25	11	15	16	9-22	33	106%	120%
Burglary	76	62	42	40	40	72	52	38	50	52	40-65	29	-44%	-42%
Larceny	461	309	313	321	283	373	352	249	284	327	281-374	391	20%	38%
Auto Theft	52	19	33	21	29	36	24	22	23	29	24-34	36	24%	57%
Arson	1	2	1	0	2	3	2	5	2	2	1-3	1	-50%	-50%
TOTAL	604	410	405	410	385	525	465	314	392	434	362-507	505	16%	29%
TOTAL VIOLENT	14	18	16	28	31	41	35	27	33	27	22-32	48	78%	45%
TOTAL PROPERTY	618	428	421	438	416	566	500	341	359	454	369-539	457	1%	27%
POPULATION	16995	17240	17345	17520	17730	17985	18200	18775	19354			19696	10%	2%

Hermiston Police Department 2013-2022 Crime Stats

January through September 10-year Trends



Violent Crime – Homicide, Rape, Aggravated Assault (an unlawful attack by one person on another involving a weapon and/or severe injury to the victim) and Robbery.

Simple Assault – an unlawful attack by one person on another not involving a weapon or severe injury to the victim.



HERMISTON POLICE DEPARTMENT



330 S. First Street | Phone: 541-567-5519
Hermiston, Oregon 97838 | Fax: 541-567-8469
www.hermiston.or.us/police/home | Email: records@hermiston.or.us
Sine Metu Sine Gratia | *Without Fear Without Favor*

2022 DEPARTMENT GOALS

Customer Service

Provide efficient and effective police services consistent with the vision and values of our community. Serve as ambassadors of the city of Hermiston with an increased presence of employees at city meetings and functions. Place an emphasis on service delivery to our customers through the establishment of observable, measurable, targeted, and specific performance objectives for each employee of the department.

Predictive Policing Strategies

The department will utilize any policing strategy or tactic that develops and uses information and advanced analysis or technology to inform forward-thinking crime prevention. This includes the utilization of available intelligence/data and deployment of resources implementing a zero-tolerance stance for all incidents involving elements of criminal activity in a timely and targeted fashion specific to each shift or assignment. The continual nurturing of existing healthy partnerships will be critical.

Address Traffic Issues

Provide for a structured approach in dealing with the traffic-related issues experienced in the city by utilizing engineering, education, and enforcement strategies in dealing with these problems. Targeted enforcement of traffic along the Highway 395 corridor will be the priority of patrol.

Livability Issues

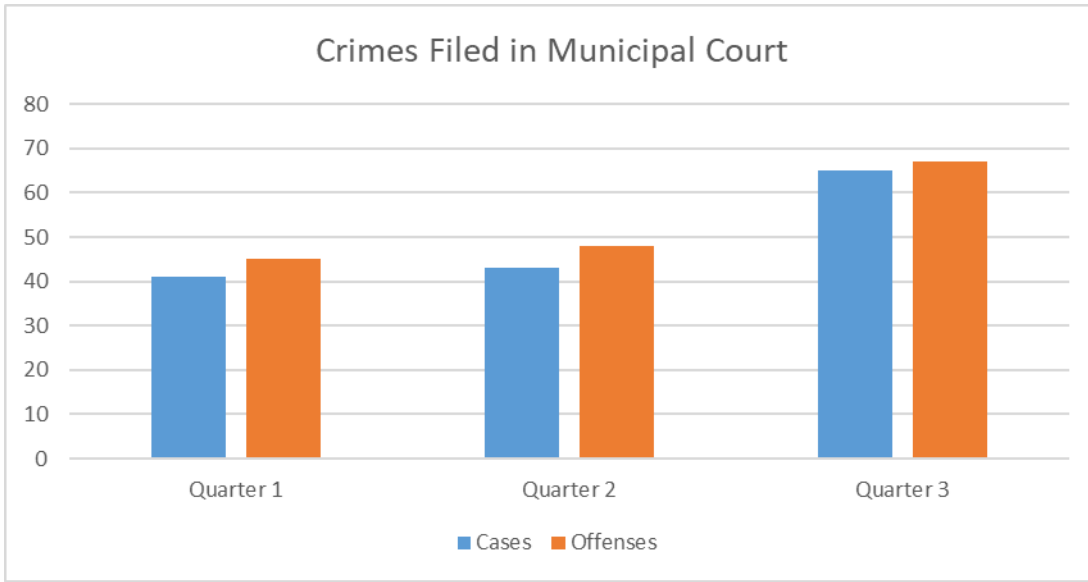
Focus on those issues which impact the livability of the citizens we serve will be a high priority. This includes noise complaints, animal complaints, controlled substance enforcement, and all code issues including areas of blight consistent with the Broken Windows Theory of policing.



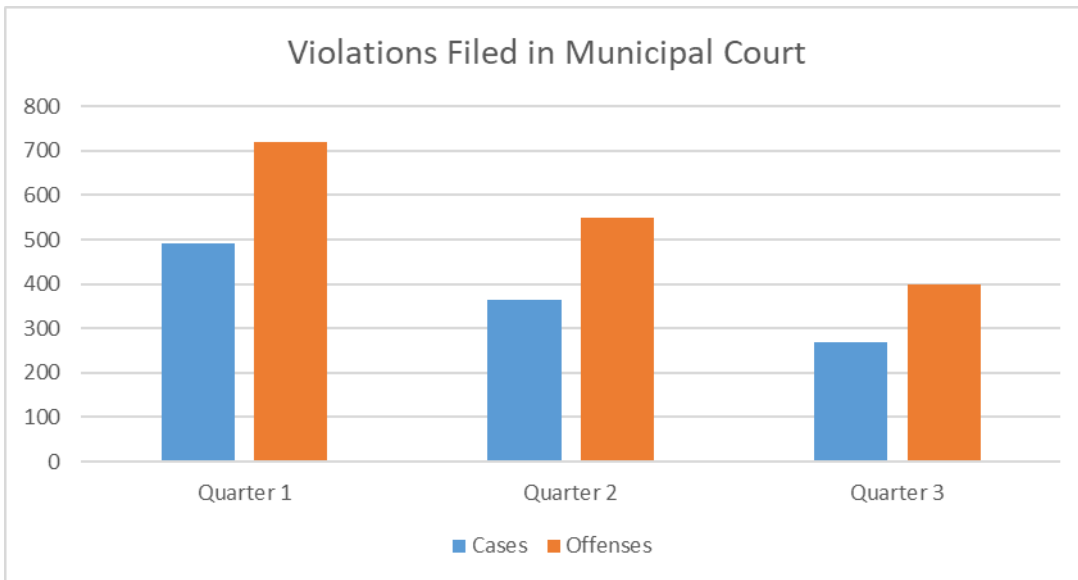
Hermiston Municipal Court

3rd Quarter Report

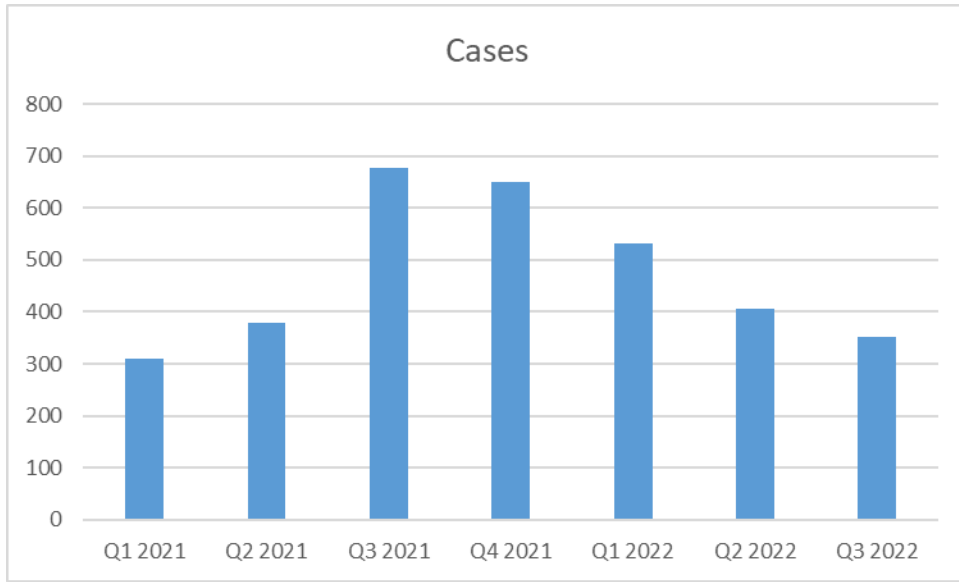
October 24th, 2022



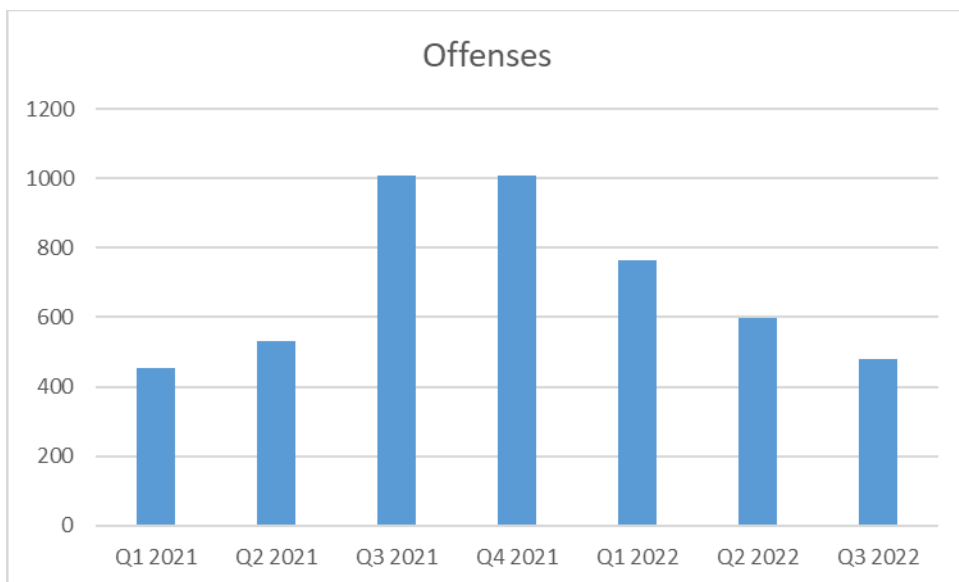
Crimes	Quarter 1	Quarter 2	Quarter 3
Cases	41	43	65
Offenses	45	48	67



Violations	Quarter 1	Quarter 2	Quarter 3
Cases	492	364	269
Offenses	719	550	399

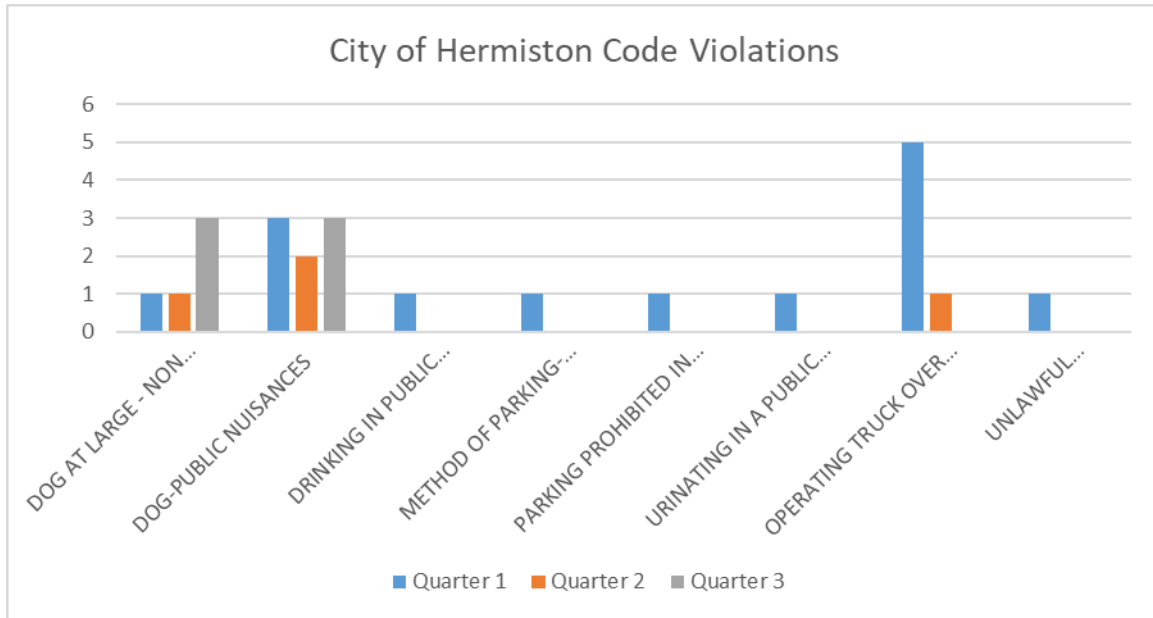


Cases & Offenses Filed 2021-2022	Cases	Offenses
Q1 2021	310	453
Q2 2021	380	530
Q3 2021	677	1008
Q4 2021	650	1010
Q1 2022	533	764
Q2 2022	407	598
Q3 2022	352	480

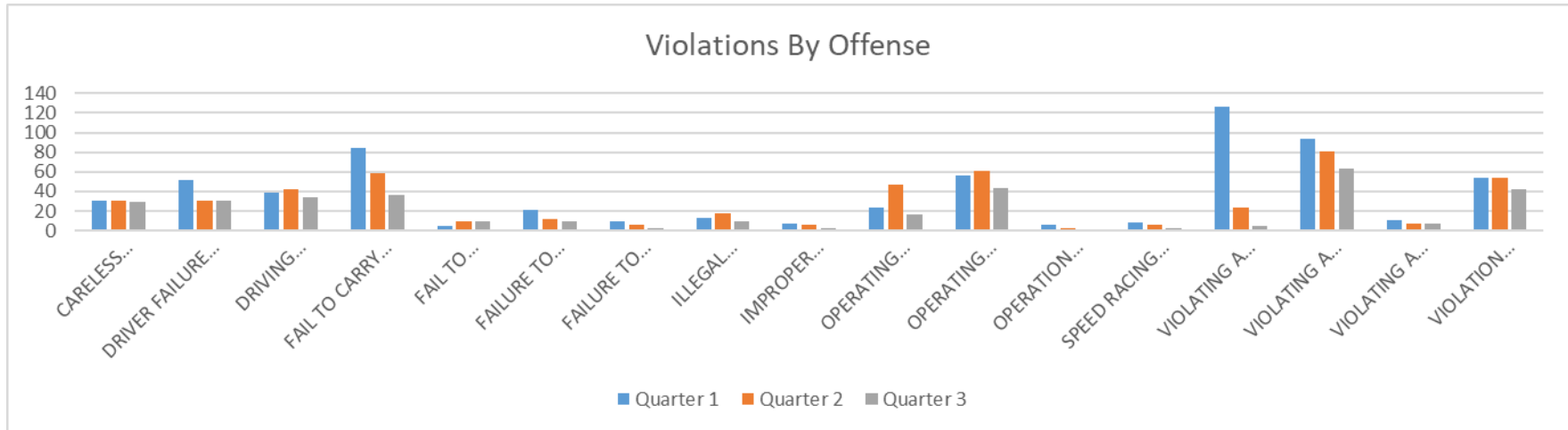




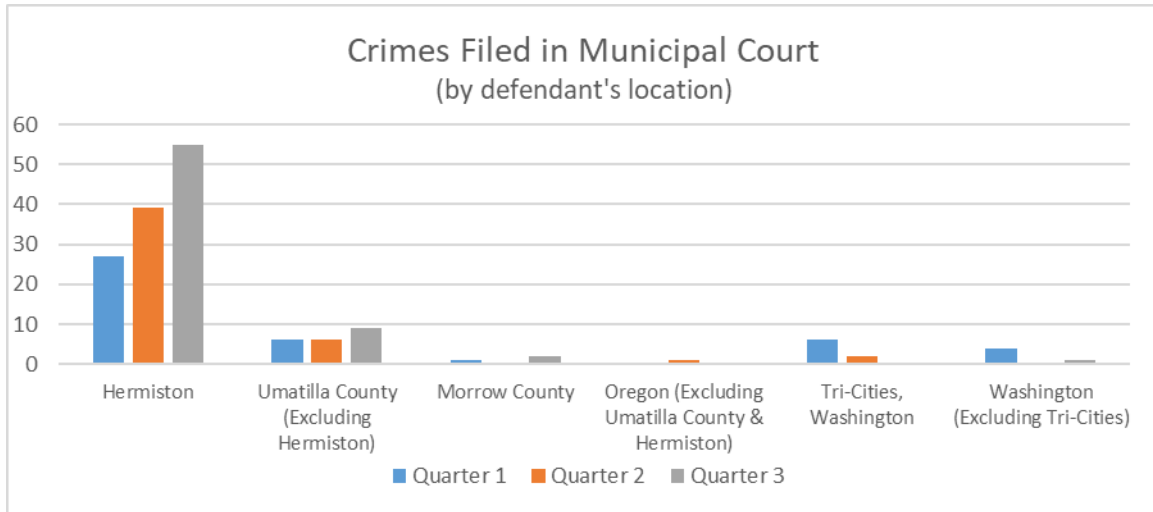
Crimes By Type	Quarter 1	Quarter 2	Quarter 3
Carrying Concealed Weapons	1	1	0
Criminal Mischief III	0	1	1
Criminal Trespass II	21	20	27
Disorderly Conduct II	6	7	6
Failure to Appear on Criminal Citation	1	1	10
Failure to Carry or Present License	1	3	1
Harassment	1	1	2
Operating Motor Vehicle While Using a Mobile Communication Device	1	0	1
Theft III	11	14	19




Code Violations By Type	Quarter 1	Quarter 2	Quarter 3
Dog at Large- Non Nuisance	1	1	3
Dog- Public Nuisance	1	0	3
Drinking in Public Places- General Offenses	1	0	0
Method of Parking- Wrong Way Parking	1	0	0
Parking Prohibited in Certain Locations	1	0	0
Urinating in A Public Place	1	0	0
Operating Truck Over City Streets	5	1	0
Unlawful Storage/Parking Trucks, Trailers	1	0	0



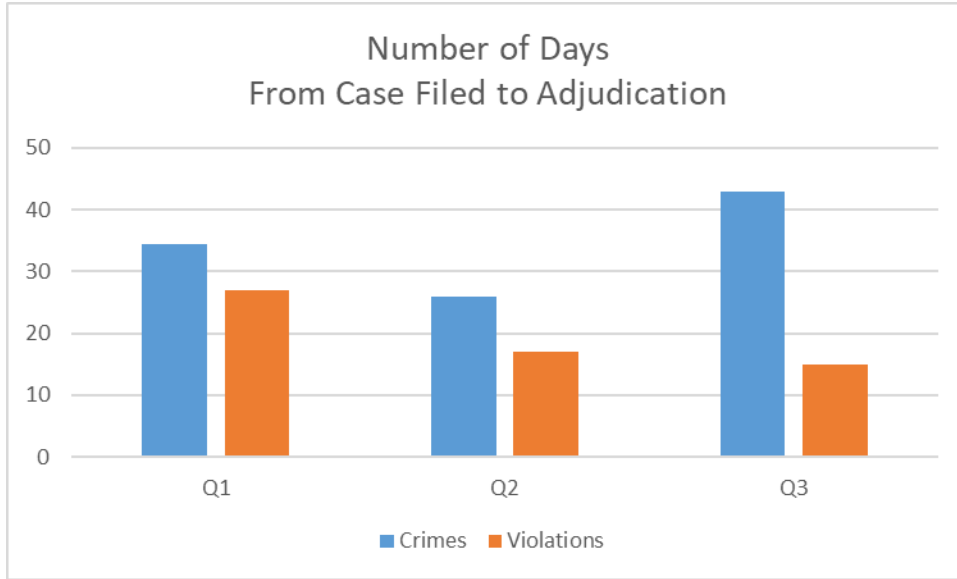
Violations By Type	Quarter 1	Quarter 2	Quarter 3
Careless Driving with Accident	30	30	29
Driver Failure to Obey Traffic Control Device	52	30	30
Driving Uninsured Prohibited	39	42	34
Fail to Carry Proof of Compliance with Financial Responsibility	84	58	36
Fail to Display Plate	5	9	9
Failure to Register Vehicle	21	12	10
Failure to Renew Vehicle Registration	10	6	3
Illegal Window Tinting	13	18	9
Improper Display	7	6	2
Operating Motor Vehicle While Using a Mobile Communication Device	24	47	17
Operating A Vehicle Without Driving Privileges or in Violation of License Restrictions	56	61	43
Operation Without Required Lighting Equipment	6	3	1
Speed Racing on a Highway	8	6	2
Violating a Speed Limit 1-10	126	24	5
Violating a Speed Limit 11-20	94	81	63
Violating a Speed Limit 21-30	11	7	7
Violation Driving While Suspended or Revoked	54	54	42



Crimes by Defendant's Location	Quarter 1	Quarter 2	Quarter 3
Hermiston	27	39	55
Umatilla County (Excluding Hermiston)	6	6	9
Morrow County	1	0	2
Oregon (Excluding Umatilla County & Hermiston)	0	1	0
Tri-Cities, Washington	6	2	0
Washington (Excluding Tri-Cities)	4	0	1

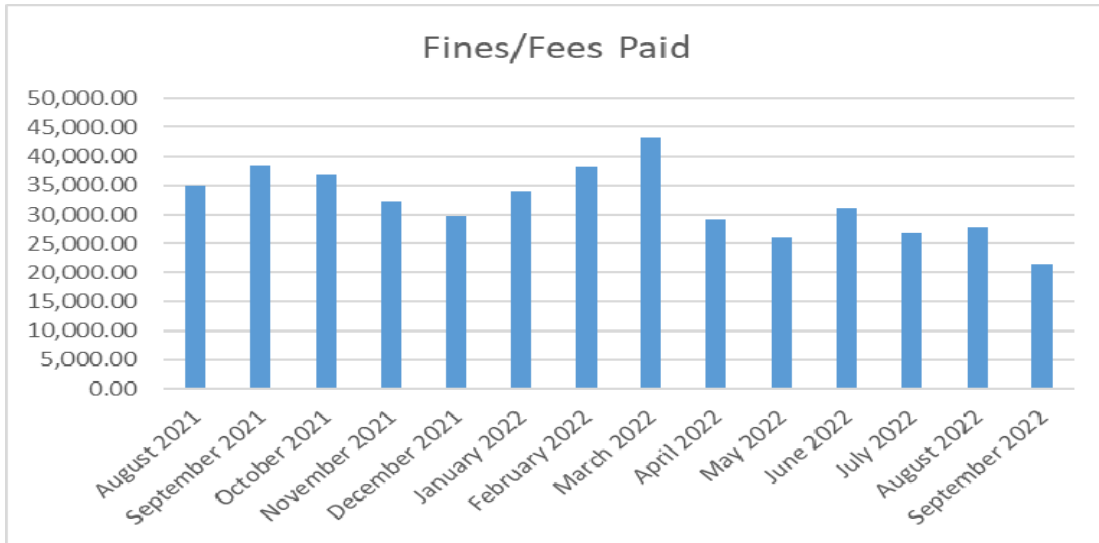


Violations by Defendant's Location	Quarter 1	Quarter 2	Quarter 3
Hermiston	384	374	292
Umatilla County (Excluding Hermiston)	124	71	57
Morrow County	61	40	27
Oregon (Excluding Umatilla County & Hermiston)	27	6	12
Tri-Cities, Washington	44	16	18
Washington (Excluding Tri-Cities)	42	18	10
Other States	35	25	13

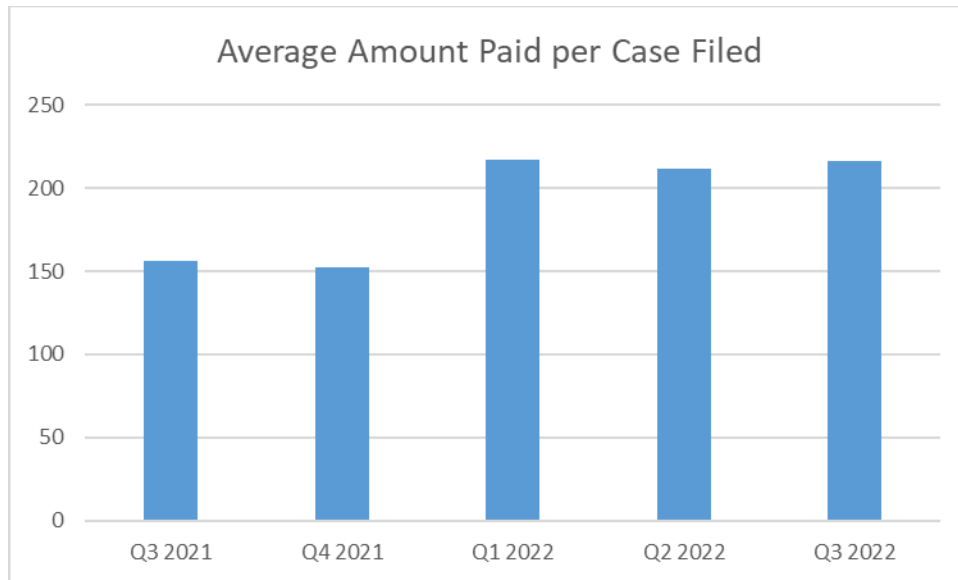


Length of Time from Filing to Adjudication	Quarter 1	Quarter 2	Quarter 3
Crimes	34.5 days	26 days	43 days
Violations	27 days	17 days	15 days

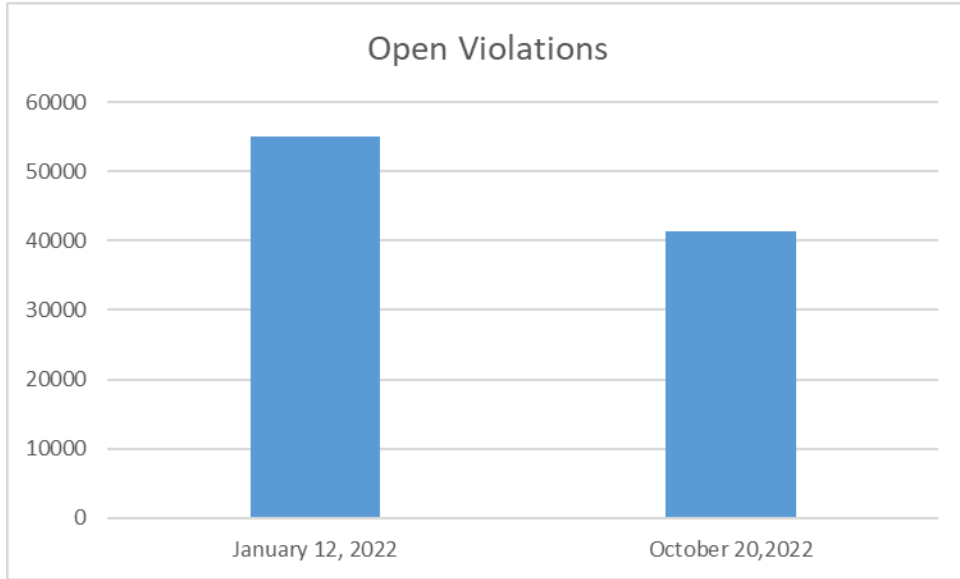
Open Cases- Filed in 2022	
Number of Crimes Cases Open	102
Avg Time of Open Case (as of 9/30/2022)	86 days
Longest Open Case (as of 9/30/2022)	263 days



Fines/Fees	Nov. 2021	Dec. 2021	Jan. 2022	Feb. 2022	March 2022	April 2022	May 2022	June 2022	July 2022	Aug. 2022	Sept. 2022
Paid per Month	\$32,260	\$29,695	\$33,820	\$38,346	\$43,305	\$29,089	\$25,969	\$30,958	\$26,986	\$27,704	\$21,553



Quarterly Report	Q3 2021	Q4 2021	Q1 2022	Q2 2022	Q3 2022
Fines & Fees Paid	\$105,906	\$98,772	\$115,473	\$86,016	\$76,244
Number of Cases Filed	677	650	532	407	352
Avg.\$ Paid per Case Filed	\$156	\$152	\$217	\$211	\$217



Open Violations	
January 12, 2022	55,035
October 20, 2022	41,294
Cases closed since March 1, 2022	13,741