

SHEET INDEX


NO.	DESCRIPTION
T-1	TITLE SHEET
A-1	SITE PLAN
A-2	EXISTING & PROPOSED ENLARGED EQUIPMENT LAYOUT
A-3	ELEVATION & DETAILS
A-4	EXISTING & PROPOSED ANTENNA PLANS
A-5	ANTENNA & CABLE SCHEDULE
A-6	CONFIGURATION DIAGRAM
A-7	RFDS DIAGRAM & NEW EQUIPMENT SPECIFICATIONS
A-8	NEW EQUIPMENT SPECIFICATIONS
A-9	NEW EQUIPMENT SPECIFICATIONS
A-10	NEW EQUIPMENT SPECIFICATIONS
EG-1	PROPOSED SITE GROUNDING DIAGRAM

SCOPE OF WORK

- SCOPE OF WORK CONSISTS OF:
1. REMOVAL OF (3) EXISTING TWIN TMAS
  2. REMOVAL OR (6) COAX CABLES & (3) LOW CAP HCS 1.0 LINES
  3. REMOVAL OF (4) HCS 1.0 COVP's
  4. INSTALLATION OF (3) NEW ANTENNA MOUNTS
  5. RELOCATION OF (6) ANTENNAS & (3) EXISTING AHLOA RF MODULES
  6. INSTALLATION OF (3) NEW AEHC ANTENNAS
  7. INSTALLATION OF (3) NEW AHFIG RF MODULES W/NEW RF JUMPERS
  8. INSTALLATION OF (3) NEW HCS 2.0 OVP TOWER JUNCTION BOXES
  9. REMOVAL OF (1) EXISTING SSC, (2) AMOBS AT GRADE & (1) COVP AT WATER TANK
  10. INSTALLATION OF (1) NEW FIF RACK & (1) NEW 600A POWER/BATTERY RACK
  11. INSTALLATION OF (1) AIRSCALE AMIA W/(1) ASIK, (1) ASIB, (3) ABIL & (3) ABIC; (1) AIRSCALE AMIA W/(2) ASIB, (1) ASIK, (5) ABIA; (1) AIRSCALE AMIA W/ (1) ASIK, & (1) ABIL & RELOCATION OF (1) EXISTING FSMF & (1) FSEB IN NEW FIF RACK
  12. INSTALLATION OF (3) NEW HCS 2.0 TRUNKS
  13. INSTALLATION OF (3) NEW HCS 2.0 BREAKOUT BOXES


DRIVING DIRECTIONS

SCAN QR CODE FOR LINK TO SITE LOCATION MAP AND DRIVING DIRECTIONS



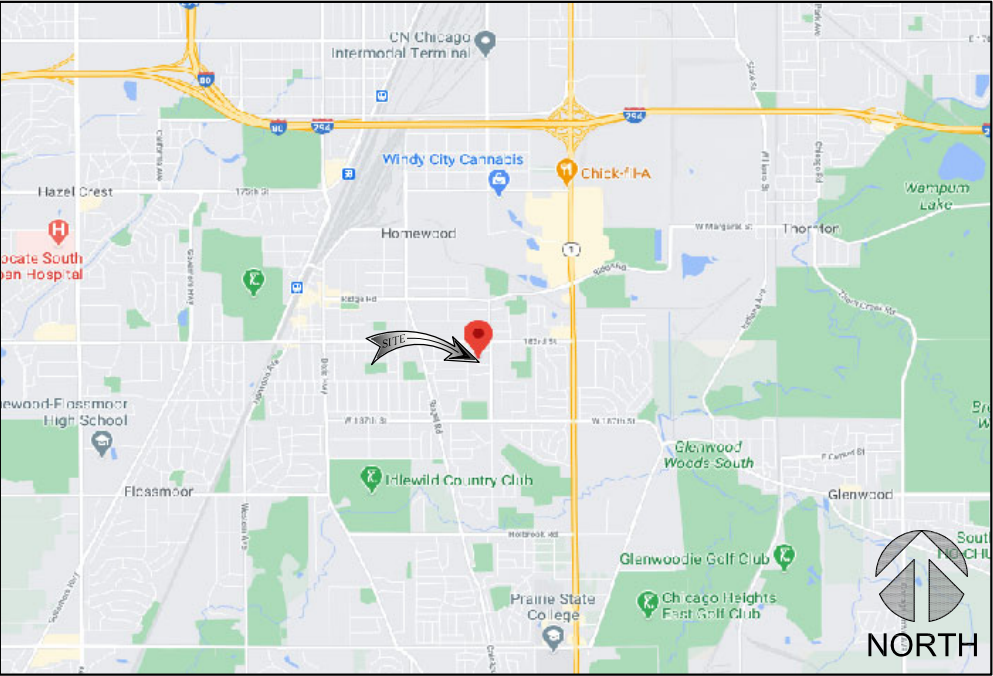
PROFESSIONAL LICENSURE

I CERTIFY THAT THESE DRAWINGS WERE PREPARED BY ME OR UNDER MY DIRECT SUPERVISION AND CONTROL AND TO THE BEST OF MY KNOWLEDGE AND BELIEF COMPLY WITH THE REQUIREMENTS OF THE GOVERNING LOCAL BUILDING CODE.

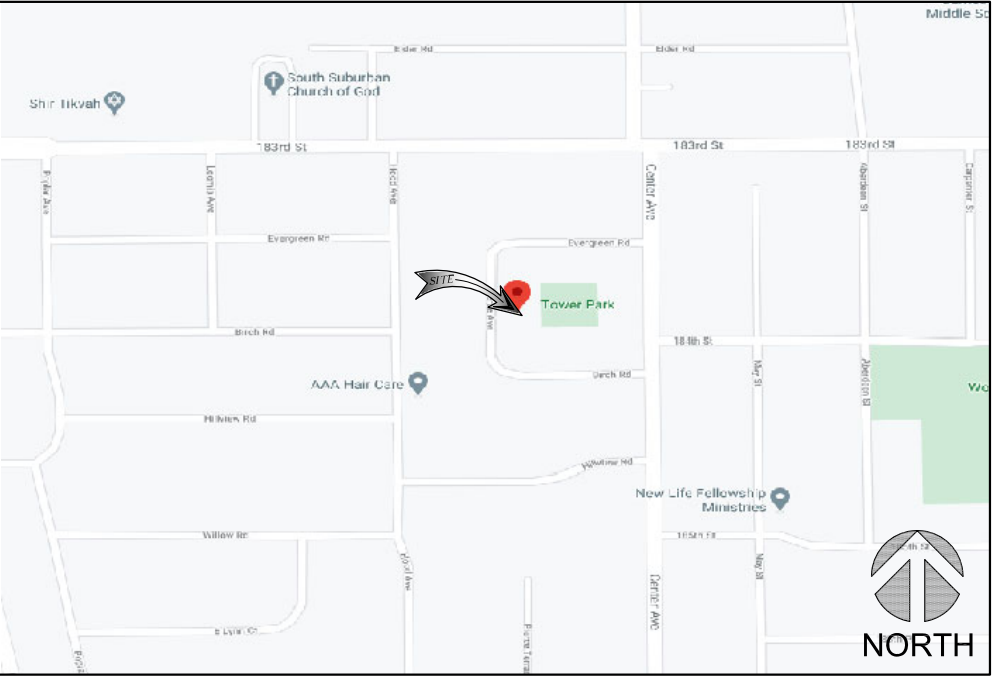


EXPIRES: 07/31/2022      SIGNED: 05/05/2021

REGIONAL MAP



VICINITY MAP



ANCHOR PROJECT

SITE NUMBER

CH48639A

SITE NAME

HOMEWOOD WATER TOWER

SITE ADDRESS

18355 PIERCE AVE  
HOMEWOOD, IL 60430

GC SHALL VERIFY ALL EXISTING PLANS, DIMENSIONS & CONDITIONS ON JOB SITE. GC SHALL IMMEDIATELY NOTIFY THE ARCHITECT/ENGINEER OF RECORD OF ANY DISCREPANCIES PRIOR TO CONSTRUCTION.

GC SHALL CONTACT THE A&E FIRM PRIOR TO BIDWALK AND CONSTRUCTION START TO CONFIRM THAT DRAWINGS ARE THE MOST RECENT SET.

APPROVALS

T-MOBILE OPS \_\_\_\_\_

R.F. OPS \_\_\_\_\_

R.F. ENGINEER \_\_\_\_\_

SITE ACQUISITION \_\_\_\_\_

CONSTRUCTION \_\_\_\_\_

SITE OWNER \_\_\_\_\_

PROJECT INFORMATION

LATITUDE: N 41.55570682° (NAD 83)

LONGITUDE: W 87.64722480° (NAD 83)

SITE TYPE: WATER TANK

JURISDICTION: VILLAGE OF HOMEWOOD

COUNTY: COOK COUNTY

APPLICANT: T-MOBILE  
1400 OPUS PLACE 7TH FLOOR  
DOWNERS GROVE, IL 60515  
(773) 444-5400

ARCHITECT: JOHN M. BANKS  
604 FOX GLEN  
BARRINGTON, IL 60010  
847-277-0070  
847-277-0080

ALL WORK AND MATERIAIS SHALL BE PERFORMED AND INSTALLED IN ACCORDANCE WITH THE CURRENT EDITIONS OF THE FOLLOWING CODES AS ADOPTED BY THE LOCAL GOVERNING AUTHORITIES. NOTHING IN THESE PLANS IS TO BE CONSTRUED TO PERMIT WORK NOT CONFORMING TO THE LATEST EDITION OF THE FOLLOWING CODES.

CODES:

- 2012 INTERNATIONAL BUILDING CODE
- 2012 INTERNATIONAL MECHANICAL CODE
- 2015 INTERNATIONAL FIRE CODE
- 2003 NATIONAL ELECTRICAL CODE
- 2018 ENERGY CONSERVATION CODE



Know what's below.  
Call before you dig.

TO OBTAIN LOCATION OF PARTICIPANTS UNDERGROUND FACILITIES BEFORE YOU DIG IN ILLINOIS, CALL ILLINOIS ONE CALL  
TOLL FREE: 1-800-892-0123 OR  
[www.illinois1call.com](http://www.illinois1call.com)

ILLINOIS STATUTE  
REQUIRES MIN OF 2  
WORKING DAYS NOTICE  
BEFORE YOU EXCAVATE



**WESTCHESTER**  
SERVICES LLC  
604 FOX GLEN  
BARRINGTON, IL 60010  
TELEPHONE: 847-277-0070  
FAX: 847-277-0080  
[AE@westchesterservices.com](mailto:AE@westchesterservices.com)

JOHN M. BANKS  
ARCHITECT

604 FOX GLEN  
BARRINGTON, IL 60010  
TELEPHONE: 847-277-0070  
FAX: 847-277-0080  
[jbanks@westchesterservices.com](mailto:jbanks@westchesterservices.com)

CHECKED BY:		ST	
APPROVED BY:		JMB	
REV.	DATE	BY	DESCRIPTION
A	03/22/21	DWM	PRELIMINARY CD
B	04/23/21	DWM	PRELIMINARY CD
D	05/05/21	DWM	PERMIT/CONSTRUCTION

CH48639A  
HOMEWOOD WATER TOWER  
18355 PIERCE AVE  
HOMEWOOD, IL 60430

SHEET TITLE  
TITLE SHEET

SHEET NUMBER  
T-1

ABBREVIATIONS

AFF

AGL

AMSL

APPROX

AWG

BBU

BLDG

CLR

COL

CONC

CND

DWG

FT

ECB

ELEC

EMT

ELEV

EQUIP

E

EXT

FND

GA

GALV

GPS

GND

HCS

LTE

MAX

MFR

MGB

MIN

NTS

O.C.

OE/OT

RFDS

RGS

IN

INT

LB(#)

RRH

SF

SSC

STL

TBD

TYP

UE/UT

UNO

VIF

W/

XFMR

PL

ABOVE FINISHED FLOOR

ABOVE GRADE LEVEL

ABOVE MEAN SEA LEVEL

APPROXIMATE

AMERICAN WIRE GAUGE

BATTERY BACKUP UNIT

BUILDING

CLEAR

COLUMN

CONCRETE

CONDUIT

DRAWING

FOOT(FEET)

EQUIPMENT GROUND BAR

ELECTRICAL

ELECTRICAL METALLIC TUBING

ELEVATION

EQUIPMENT

EXISTING

EXTERIOR

FOUNDATION

GAUGE

GALVANIZED

GLOBAL POSITIONING SYSTEM

GROUND

HYBRID CABLE SOLUTION

LONG TERM EVOLUTION

MAXIMUM

MANUFACTURER

MASTER GROUND BAR

MINIMUM

NOT TO SCALE

ON CENTER

OVERHEAD ELECTRIC/TELCO

RF DATA SHEET

RIGID GALVANIZED STEEL

INCH(ES)

INTERIOR

POUND(S)

REMOTE RADIO HEAD

SQUARE FOOT

SITE SUPPORT CABINET

STEEL

TO BE DETERMINED

TYPICAL

UNDERGROUND ELECTRIC/TELCO

UNLESS NOTED OTHERWISE

VERIFY IN FIELD

WITH

TRANSFORMER

PLATE

SYMBOLS

CL

REVISION

WORK POINT

UTILITY POLE

BRICK

COMPRESSED STONE

CONCRETE

EARTH

GRAVEL

MASONRY

STEEL

CENTERLINE

PROPERTY LINE

LEASE LINE

EASEMENT LINE

CHAIN LINK FENCE

WOOD FENCE

BELOW GRADE ELECTRIC

BELOW GRADE TELEPHONE

OVERHEAD ELECTRIC/TELEPHONE

SECTION REFERENCE

CL

REVISION

WORK POINT

UTILITY POLE

BRICK

COMPRESSED STONE

CONCRETE

EARTH

GRAVEL

MASONRY

STEEL

CENTERLINE

PROPERTY LINE

LEASE LINE

EASEMENT LINE

CHAIN LINK FENCE

WOOD FENCE

BELOW GRADE ELECTRIC

BELOW GRADE TELEPHONE

OVERHEAD ELECTRIC/TELEPHONE

SECTION REFERENCE

T-Mobile

stick together

LCC

TELECOM SERVICES

WESTCHESTER

SERVICES LLC

604 FOX GLEN

BARRINGTON, IL 60010

TELEPHONE: 847-277-0070

FAX: 847-277-0080

AE@westchesterservices.com

JOHN M. BANKS

ARCHITECT

604 FOX GLEN

BARRINGTON, IL 60010

TELEPHONE: 847-277-0070

FAX: 847-277-0080

jbanks@westchesterservices.com

CHECKED BY: ST

APPROVED BY: JMB

REV.	DATE	BY	DESCRIPTION
A	03/22/21	DWM	PRELIMINARY CD
B	04/23/21	DWM	PRELIMINARY CD
D	05/05/21	DWM	PERMIT/CONSTRUCTION

WISCONSIN

JOHN M. BANKS

8719-005

SOUTH ELGIN

IL

ARCHITECT

SIGNED: 05/05/21

EXP DATE: 07/31/22

CH48639A

HOMWOOD WATER TOWER

18355 PIERCE AVE

HOMWOOD, IL 60430

SHEET TITLE

SITE PLAN

SHEET NUMBER


A-1

NORTH

SCALE: 1" = 40'-0"

1

WT-HRM-U



Universal Handrail Mount for 2-3/8 in thru 4-1/2 in OD mounting pipe,  
plain end pipe not included



Product Classification

Product Type Water tower mount

General Specifications

Mounting Handrail | Toe board  
Pipe, quantity 0  
Sectors, quantity 1

Dimensions

Height 889 mm | 35 in  
Width 203.2 mm | 8 in  
Length 609.6 mm | 24 in  
Stand-off Distance 228.6 mm | 9 in

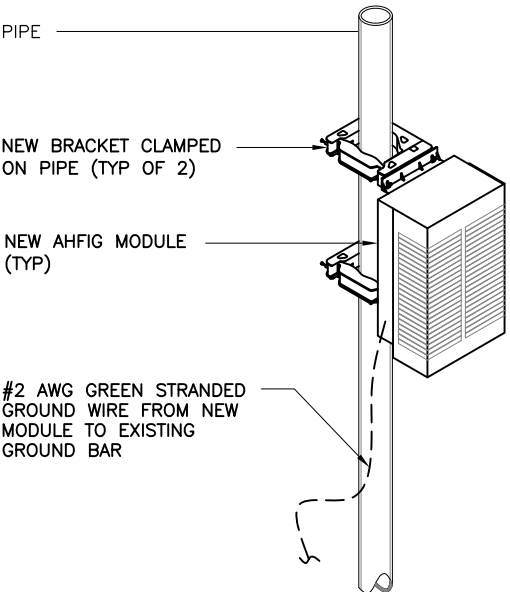
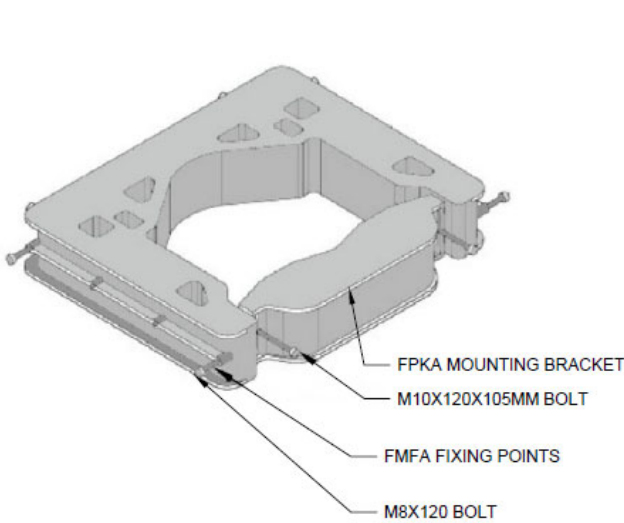
Material Specifications

Material Type Hot dip galvanized steel

WT-HRM-U DETAIL

SCALE: N.T.S.

1



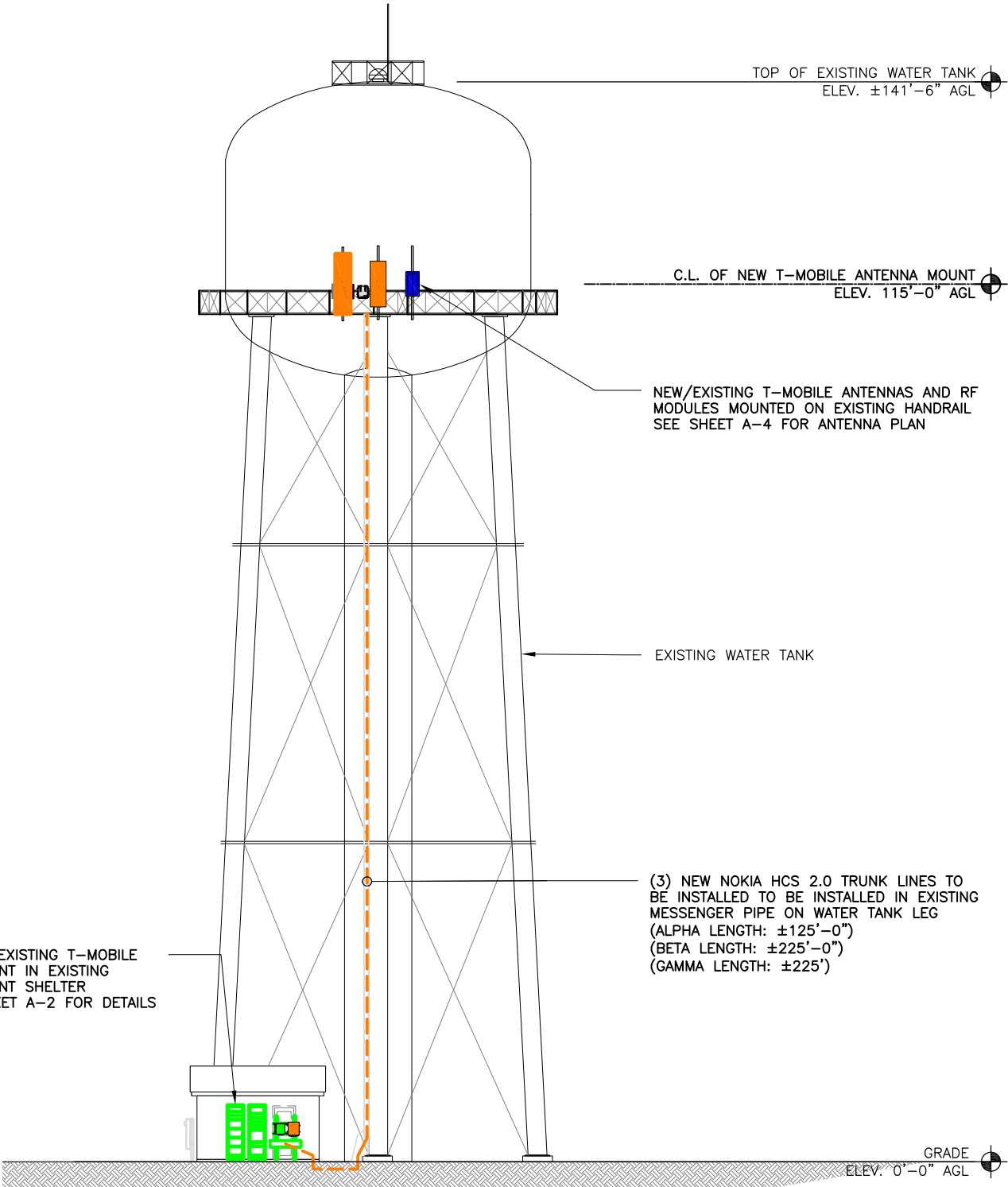
TYPICAL AHFIG UNIT MOUNTING DETAIL

SCALE: N.T.S.

2

SPECIAL NOTES:

1. G.C. TO VERIFY ALL HEIGHTS AND AZIMUTHS IN FIELD PRIOR TO CONSTRUCTION. G.C. SHALL NOTIFY T-MOBILE AND ENGINEER OF DISCREPANCIES IMMEDIATELY.
2. STRUCTURAL/DESIGN & ANALYSIS SHALL BE PERFORMED (STRUCTURAL ANALYSIS BY WESTCHESTER SERVICES L.L.C.) & APPROVED BY TOWER OWNER AND MANUFACTURER.
3. CONTRACTOR TO THOROUGHLY REVIEW THE BUILDING STRUCTURAL ANALYSIS FOR INFORMATION PERTAINING TO TOWER UPGRADES, MOUNTING TYPES, ANTENNA HEIGHTS, AND CABLE ROUTING, ANY OTHER DISCREPANCIES BETWEEN THE DRAWINGS AND STRUCTURAL ANALYSIS SHOULD BE BROUGHT TO THE ATTENTION OF THE PROJECT MANAGER PRIOR TO BIDDING AND INSTALLATION.



MONOPOLE TOWER ELEVATION

SCALE: NONE

3

T-Mobile  
stick together®




**WESTCHESTER**  
SERVICES LLC  
604 FOX GLEN  
BARRINGTON, IL 60010  
TELEPHONE: 847-277-0070  
FAX: 847-277-0080  
AE@westchesterservices.com

**JOHN M. BANKS**  
ARCHITECT

604 FOX GLEN  
BARRINGTON, IL 60010  
TELEPHONE: 847-277-0070  
FAX: 847-277-0080  
jbanks@westchesterservices.com

CHECKED BY:		ST	
APPROVED BY:		JMB	
REV.	DATE	BY	DESCRIPTION
A	03/22/21	DWM	PRELIMINARY CD
B	04/23/21	DWM	PRELIMINARY CD
D	05/05/21	DWM	PERMIT/CONSTRUCTION



SIGNED: 05/05/21 EXP DATE: 07/31/22

CH48639A  
HOMEWOOD WATER TOWER  
18355 PIERCE AVE  
HOMEWOOD, IL 60430

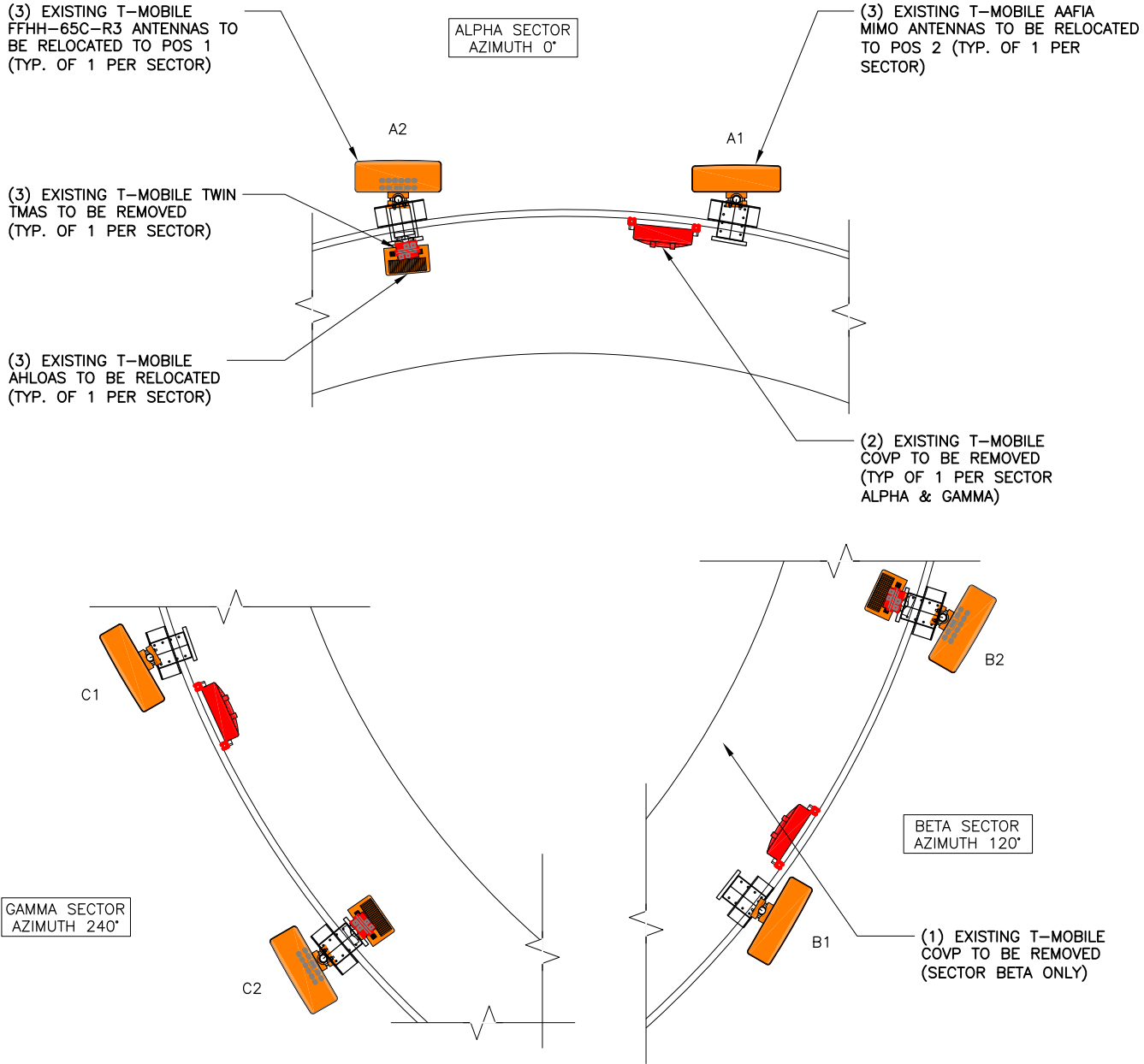
SHEET TITLE  
ELEVATION & DETAILS

SHEET NUMBER  
A-3



LEGEND	
	ANTENNA TO BE RELOCATED
	ANTENNA TO BE RELOCATED
	AHLOA TO BE RELOCATED
	TMA TO BE REMOVED
	COVP TO BE REMOVED

CABLE LEGEND	
	EXISTING HCS LINES
	NEW HYBRID JUMPER CABLES



EXISTING T-MOBILE ANTENNA CONFIGURATION

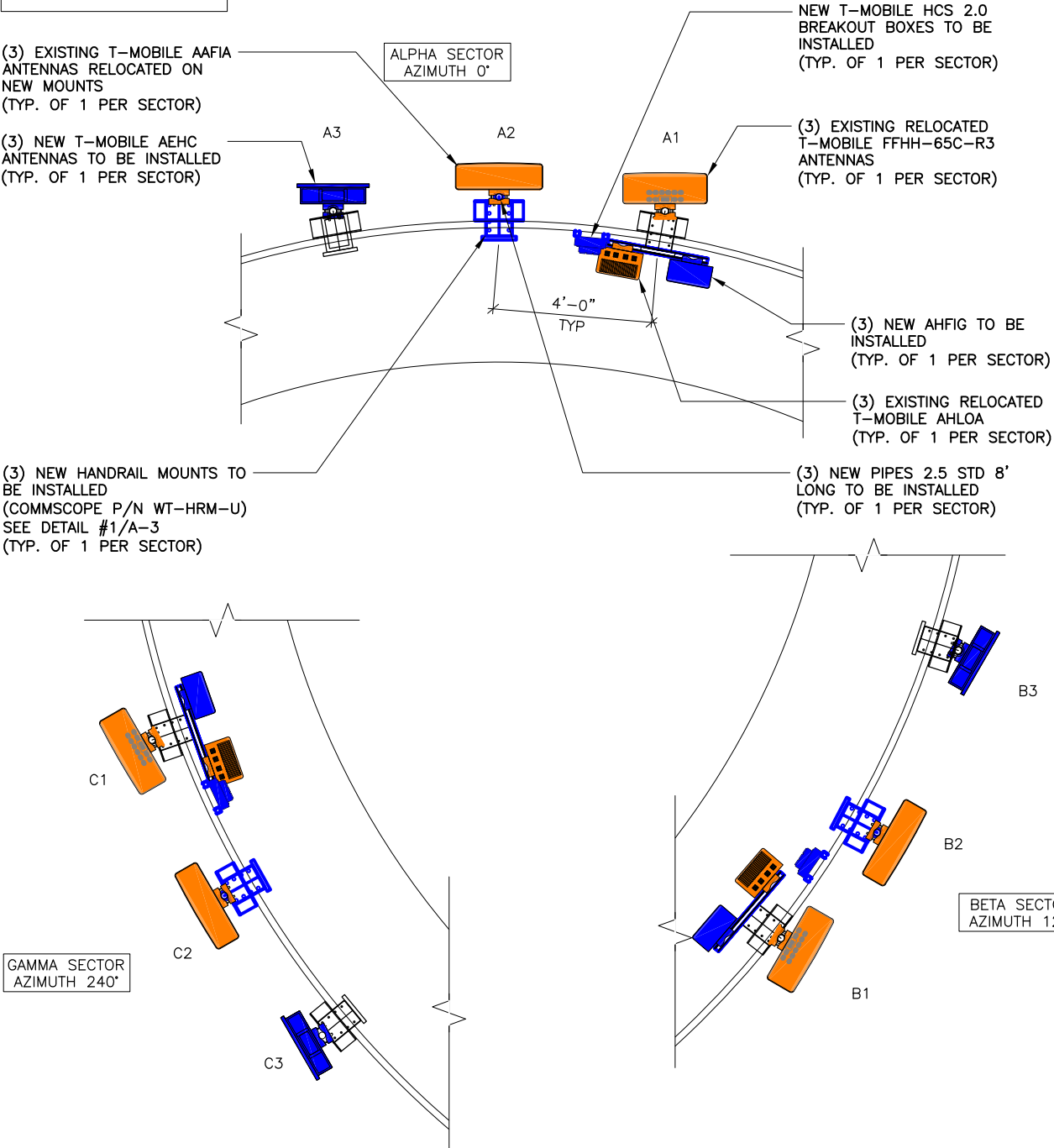
SCALE: 1/4" = 1'-0"

1

LEGEND	
	NEW AEHC
	RELOCATED ANTENNA
	RELOCATED ANTENNA
	NEW AHFIG
	RELOCATED AHLOA
	EXISTING COVP
	NEW HCS 2.0

CABLE LEGEND	
	EXISTING HCS LINES
	NEW HYBRID JUMPER CABLES

CONSTRUCTION DRAWINGS BASED ON PASSING STRUCTURAL ANALYSIS REPORT BY "WESTCHESTER SERVICES, L.L.C." JOSEPH A. MEYER LIC. #081-002641 DATED 05/04/21



NEW T-MOBILE ANTENNA CONFIGURATION

SCALE: 1/4" = 1'-0"

2

**T-Mobile**  
stick together®

**LCC**  
TELECOM SERVICES

**WESTCHESTER**  
SERVICES LLC

604 FOX GLEN  
BARRINGTON, IL 60010  
TELEPHONE: 847-277-0070  
FAX: 847-277-0080  
AE@westchesterservices.com

**JOHN M. BANKS**  
ARCHITECT

604 FOX GLEN  
BARRINGTON, IL 60010  
TELEPHONE: 847-277-0070  
FAX: 847-277-0080  
jbanks@westchesterservices.com

CHECKED BY:		ST	
APPROVED BY:		JMB	
REV.	DATE	BY	DESCRIPTION
A	03/22/21	DWM	PRELIMINARY CD
B	04/23/21	DWM	PRELIMINARY CD
D	05/05/21	DWM	PERMIT/CONSTRUCTION



SIGNED: 05/05/21 EXP DATE: 07/31/22

CH48639A  
HOMWOOD WATER TOWER  
18355 PIERCE AVE  
HOMWOOD, IL 60430

SHEET TITLE  
EXISTING & PROPOSED  
ANTENNA PLANS

SHEET NUMBER

A-4