



173936
Wind Creek
Chicago Southland
Site Signage
April 16, 2024



Headquarters
425 North 3rd Street
Reading, PA 19601
610.898.9600
sales@lhsigns.com

www.lhsigns.com

Colors | Materials

P13 Pink
To Match: MP08744

V13 Perfect Match Red
3M 7725-263

P12 Beige
To Match: MP04474

V12 Oramask 810 Stencil Film

P11 White Diamond
To Match: MP04561

V11 Translucent Cardinal Red
3M 3630-53

P10 Blue Sapphires
To Match: MP13912

V10 Diffuser
3M 3635-30

P9 Green Emeralds
To Match: MP01068

V9 Frosted Vinyl
3M Dusted Crystal

P8 Red Rubies
To Match: MP12602

V8 Reflective Red
3M 680-72

P7 Gold Nuggets
To Match: MP10190

V7 Reflective Black
3M 680-85

P6 Black - **Satin Finish**
To Match: MP59647

V6 Black
3M 180C-12

D6 Green
To Match: PMS 342C

P5 Red - **Satin Finish**
To Match: MP08937

V5 Cardinal Red
3M 180C-53

D5 Wood Print

P4 Grey 2
To Match: MP07102

V4 Dark Grey
3M 180C-41

M4 Rowmark ADA Alternative
3X1-307

D4 Blue
To Match: PMS 293C

P3 Grey 1
To Match: MP03730

V3 Double-Layer Translucent Frosted
3M Frosted Crystal Overlaid on 3M Dusted Crystal

M3 #7328 Trans. White Acrylic

D3 Red 1
To Match: PMS 207C

P2 Bronze
To Match: MP20509

V2 Reflective White
3M 680-10

M2 Poured Resin
To Match: M1

D2 Black

P1 White - **Satin Finish**
To Match: MP03549

V1 White
3M 7725-10

M1 First Surface/Edges Sand-Blasted Acrylic

D1 White

PAINT

VINYL

MATERIAL FINISHES

DIGITAL PRINT



ABCDEFGHIJKLMNOPQRSTUVWXYZ
abcdefghijklmnopqrstuvwxyz
1234567890

TYPEFACE 5
Futura Bold

ABCDEFGHIJKLMNOPQRSTUVWXYZ
abcdefghijklmnopqrstuvwxyz
1234567890

TYPEFACE 4
GOTHAM BOLD

ABCDEFGHIJKLMNOPQRSTUVWXYZ
 abcdefghijklmnopqrstuvwxyz
 1234567890


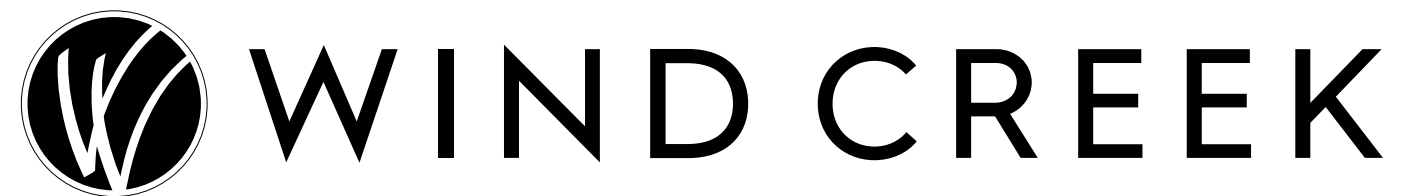
TYPEFACE 3
GOTHAM CONDENSED BOOK

ABCDEFGHIJKLMNOPQRSTUVWXYZ
 abcdefghijklmnopqrstuvwxyz
 1234567890

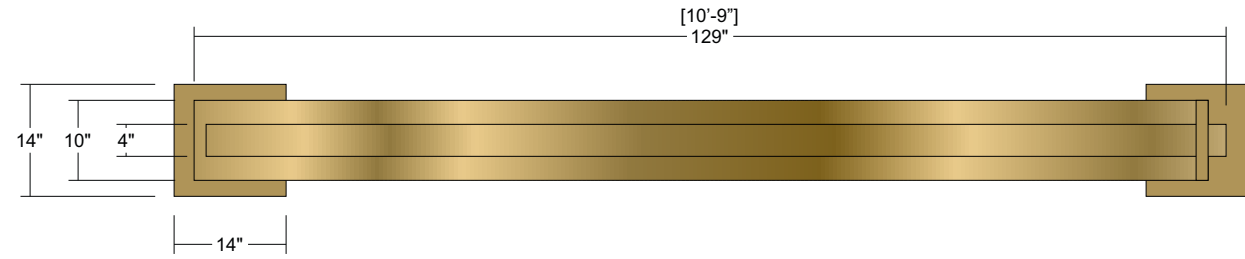
TYPEFACE 2
GOTHAM NARROW BOOK

ABCDEFGHIJKLMNOPQRSTUVWXYZ
 abcdefghijklmnopqrstuvwxyz
 1234567890

TYPEFACE 1
GOTHAM BOOK



SYMBOLS



4 Top View
Scale: 1/2" = 1'



3 Left Side View
Scale: 1/2" = 1'

1 Front View
Scale: 1/2" = 1'


2 Right Side View
Scale: 1/2" = 1'



5 Back View
Scale: 3/8" = 1'

- 1 Main Frame**
4" X 6" X 3/16" Aluminum Tube Frame w/ Base Plates; Color: P2;
- 2 Accent Tubes**
1 1/2" X 3" X 1/8" Aluminum Tube Accents; Secured to Main Frame w/ #8 HDW & LORD Adhesive; Color: P2;
- 3 Front & Back Panel**
Fab'd Aluminum Panel; Color: P1 & P4; Secured to Main Frame w/ #8 HDW - Fasteners Painted to Match Panel Color;
- 3A Logo**
1/2" Clear Acrylic Logo w/ First Surface Applied Vinyl; Color: P1 & V5; Secured to Front Panel w/ 1/32" Black Exterior VHB;
- 3B Logo Copy**
1/2" Clear Acrylic Copy; Color: P4; Secured to Front Panel w/ 1/32" Black Exterior VHB;
- 3C Directional Copy & Arrows**
First Surface Applied Vinyl Copy & Arrows; Color: V2;
- 3D Accent Tube**
1" X 1" X 1/8" Aluminum Tube Accents; Secured to Front/Back Panel w/ #8 HDW; Color: P2;
- *** See Drawing "173936_1C" for Fabrication & Install Details;

- 3 Front & Back Panel**
Fab'd Aluminum Panel; Color: P1 & P4; Secured to Main Frame w/ #8 HDW - Fasteners Painted to Match Panel Color;
- 3A Logo**
1/2" Clear Acrylic Logo w/ First Surface Applied Vinyl; Color: P1 & V5; Secured to Front Panel w/ 1/32" Black Exterior VHB;
- 3B Logo Copy**
1/2" Clear Acrylic Copy; Color: P4; Secured to Front Panel w/ 1/32" Black Exterior VHB;
- 3C Directional Copy & Arrows**
First Surface Applied Vinyl Copy & Arrows; Color: V2;
- 3D Accent Tube**
1" X 1" X 1/8" Aluminum Tube Accents; Secured to Front/Back Panel w/ #8 HDW; Color: P2;



1 Message Layout
Scale: 1"=1'

Account Representative	Design Eng. Matt P.	Date Created: 4/16/2024
Project Manager Meredith A.	Engineer Dir. Will W.	Revisions: Rev 1 - 5.7.24 MP - Removed Color Sheet & Revised Sign Color Specs; Rev 2 - 5.21.24 MP - Revised Regulatory Sign Footers; Rev 3 - 6.26.24 MP - Revised per Client Redlines;

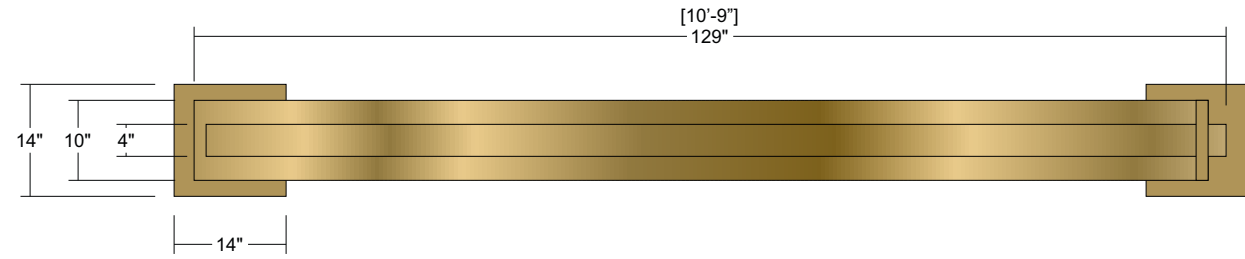


THIS PAGE LEFT INTENTIONALLY BLANK



1D | Primary Casino Entry ID

D/F | Non-Illuminated | Qty: 2



4 Top View
Scale: 1/2" = 1'



3 Left Side View
Scale: 1/2" = 1'

1 Front View
Location "1D-003"
Scale: 1/2" = 1'

2 Right Side View
Scale: 1/2" = 1'



5 Back View
Scale: 3/8" = 1'

- 1 Main Frame**
4" X 6" X 3/16" Aluminum Tube Frame w/ Base Plates; Color: P2;
- 2 Accent Tubes**
1 1/2" X 3" X 1/8" Aluminum Tube Accents; Secured to Main Frame w/ #8 HDW & LORD Adhesive; Color: P2;
- 3 Front & Back Panel**
Fab'd Aluminum Panel; Color: P1 & P4; Secured to Main Frame w/ #8 HDW - Fasteners Painted to Match Panel Color;
- 3A FCO Copy**
1/2" Clear Acrylic Copy; Color: P1; Secured to Front & Back Panel w/ 1/32" Black Exterior VHB;
- 3B Logo**
First Surface Digitally Printed Logo; Color: Varies per Logo;
Client to Provide High Resolution Artwork Prior to Fabrication;
- 3C Accent Tube**
1" X 1" X 1/8" Aluminum Tube Accents; Secured to Front/Back Panel w/ #8 HDW; Color: P2;
- *** See Drawing "173936_1C" for Typical Fabrication & Install Details;

1D | Primary Casino Entry ID

Detail Views

- 3 Front & Back Panel**
Fab'd Aluminum Panel; Color: P1 & P4; Secured to Main Frame w/ #8 HDW - Fasteners Painted to Match Panel Color;
- 3A FCO Copy**
1/2" Clear Acrylic Copy; Color: P1; Secured to Front & Back Panel w/ 1/32" Black Exterior VHB;
- 3B Logo**
First Surface Digitally Printed Logo; Color: Varies per Logo;
Client to Provide High Resolution Artwork Prior to Fabrication;
- 3C Accent Tube**
1" X 1" X 1/8" Aluminum Tube Accents; Secured to Front/Back Panel w/ #8 HDW; Color: P2;



1 Typical Message Layout
Scale: 1"=1'

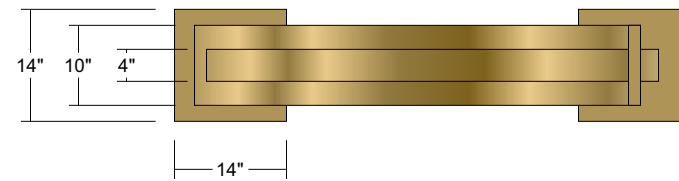
Account Representative	Design Eng. Matt P.	Date Created: 4/16/2024
Project Manager Meredith A.	Engineer Dir. Will W.	Revisions: Rev 1 - 5.7.24 MP - Removed Color Sheet & Revised Sign Color Specs; Rev 2 - 5.21.24 MP - Revised Regulatory Sign Footers; Rev 3 - 6.26.24 MP - Revised per Client Redlines;



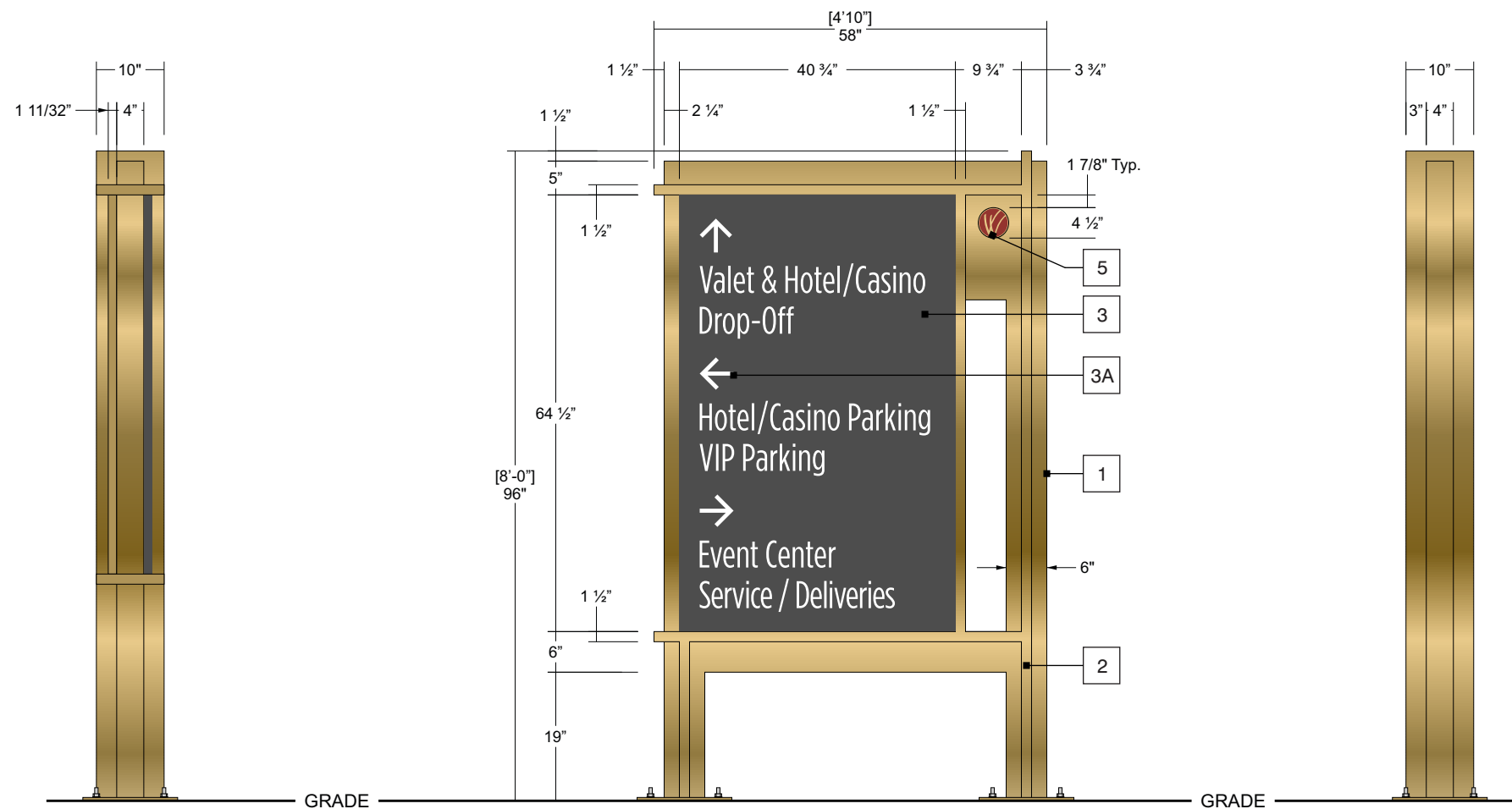
5B | Vehicular Directional

S/F | Non-Illuminated | Qty: 7

- 1 **Main Frame**
3" X 4" X 3/16" Aluminum Tube Frame w/ Base Plates; Color: P2;
- 2 **Accent Tubes**
1" X 1 1/2" X 1/8" Aluminum Tube Accents; Secured to Main Frame w/ #8 HDW & LORD Adhesive; Color: P2;
- 3 **Front Panel**
Fab'd Aluminum Panel; Color: P4; Secured to Main Frame w/ #8 HDW - Fasteners Painted to Match Panel Color;
- 3A **Copy & Arrows**
First Surface Applied Vinyl Copy & Arrows; Color: V2;
- 4 **Back Panel**
Fab'd Aluminum Panel; Color: P4; Secured to Main Frame w/ #8 HDW - Fasteners Painted to Match Panel Color;
- 5 **Logo**
.063" Aluminum w/ First Surface Digitally Printed Logo; Color: P2 w/ D3; Secured to Main Frame w/ 1/32" Black Exterior VHB;
- * See Drawing "173936_5B" for Fabrication & Install Details;



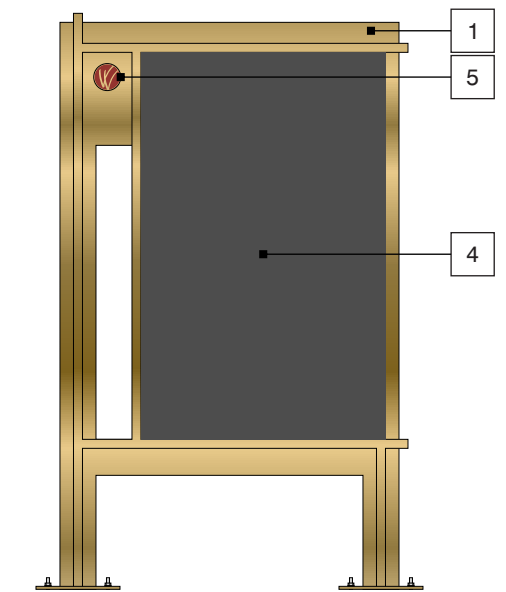
4 **Top View**
Scale: 1/2" = 1'



3 **Left Side View**
Scale: 1/2" = 1'

1 **Front View**
Scale: 1/2" = 1'

2 **Right Side View**
Scale: 1/2" = 1'



5 **Back View**
Scale: 3/8" = 1'

Account Representative	Design Eng. Matt P.
Project Manager Meredith A.	Engineer Dir. Will W.

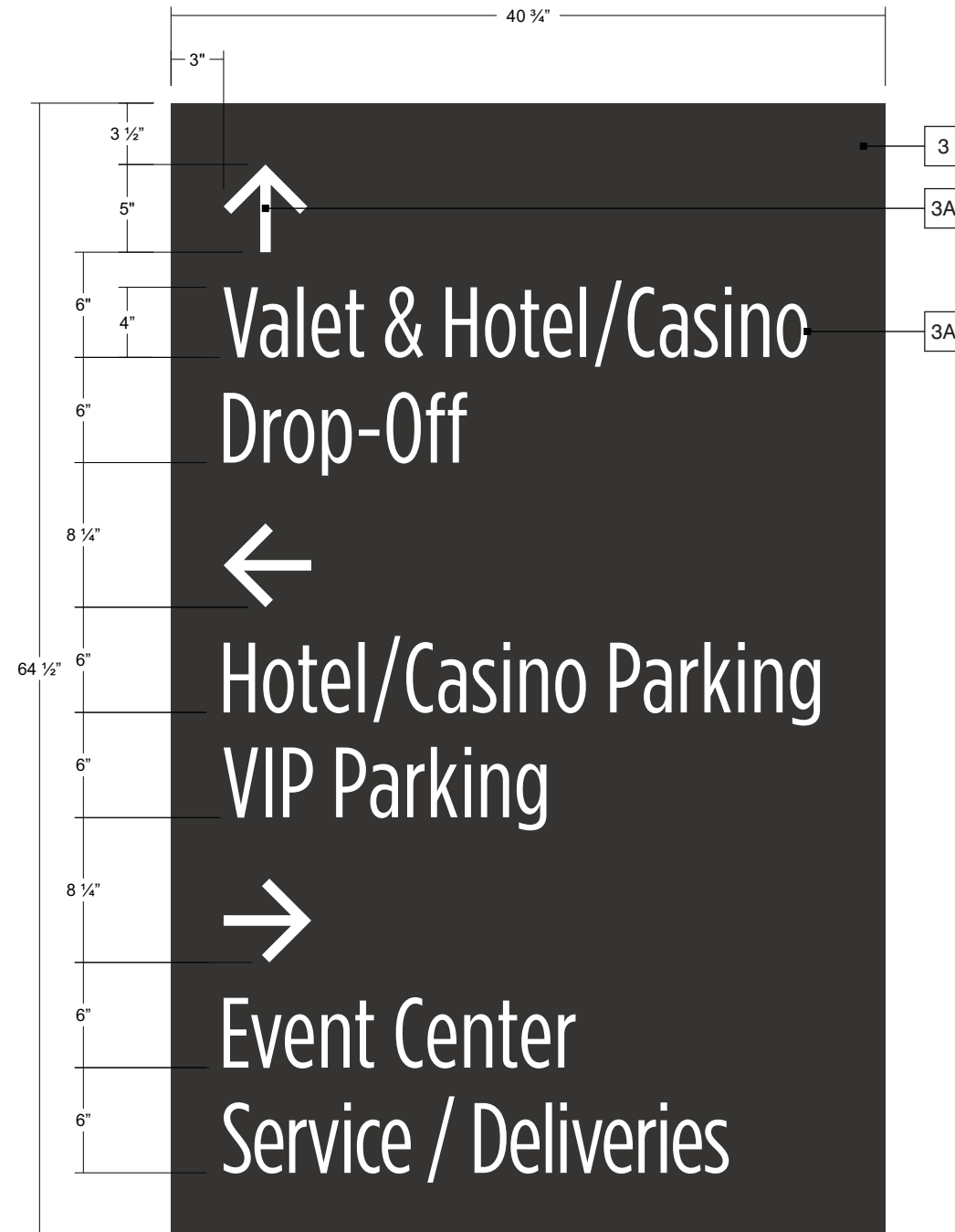
Date Created: 4/16/2024
Revisions:
Rev 1 - 5.7.24 MP - Removed Color Sheet & Revised Sign Color Specs;
Rev 2 - 5.21.24 MP - Revised Regulatory Sign Footers;
Rev 3 - 6.26.24 MP - Revised per Client Redlines;



5B | Vehicular Directional

Detail View

- 3 **Front Panel**
Fab'd Aluminum Panel; Color: P4; Secured to Main Frame w/ #8 HDW
- Fasteners Painted to Match Panel Color;
- 3A **Copy & Arrows**
First Surface Applied Vinyl Copy & Arrows; Color: V2;



1 Typical Message Layout
Scale: 1:10

Account Representative	Design Eng. Matt P.	Date Created: 4/16/2024
Project Manager Meredith A.	Engineer Dir. Will W.	Revisions: Rev 1 - 5.7.24 MP - Removed Color Sheet & Revised Sign Color Specs; Rev 2 - 5.21.24 MP - Revised Regulatory Sign Footers; Rev 3 - 6.26.24 MP - Revised per Client Redlines;




5B | Vehicular Directional

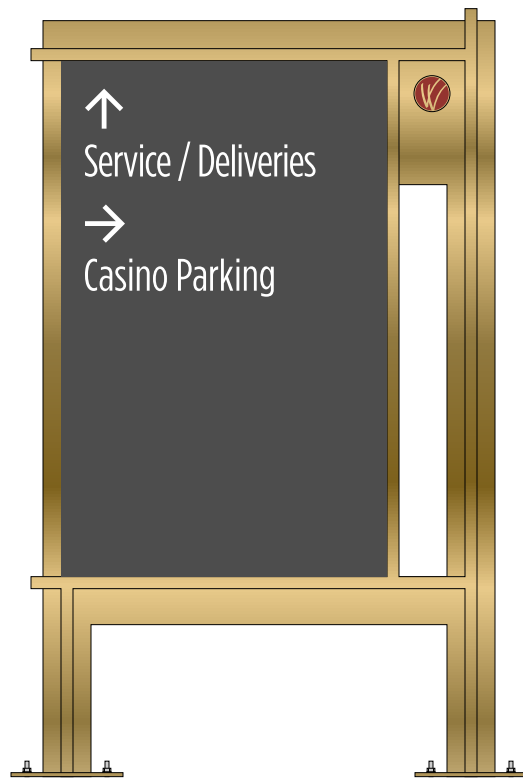
Message Layouts



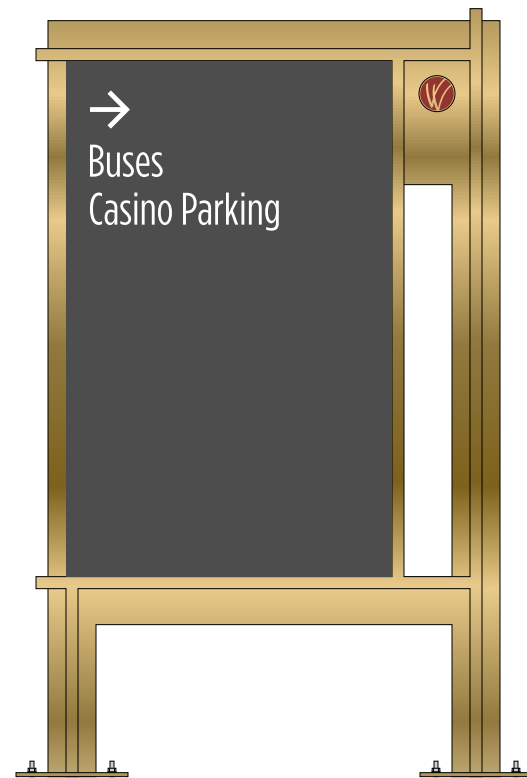
Location: 0044



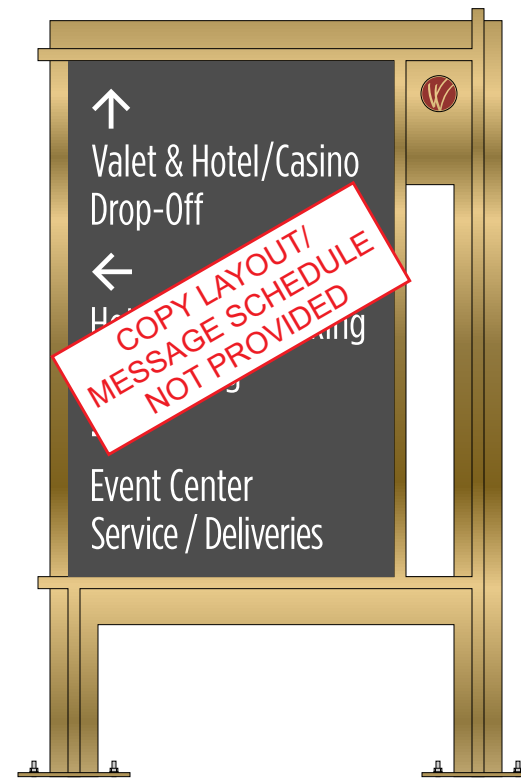
Location: 0068



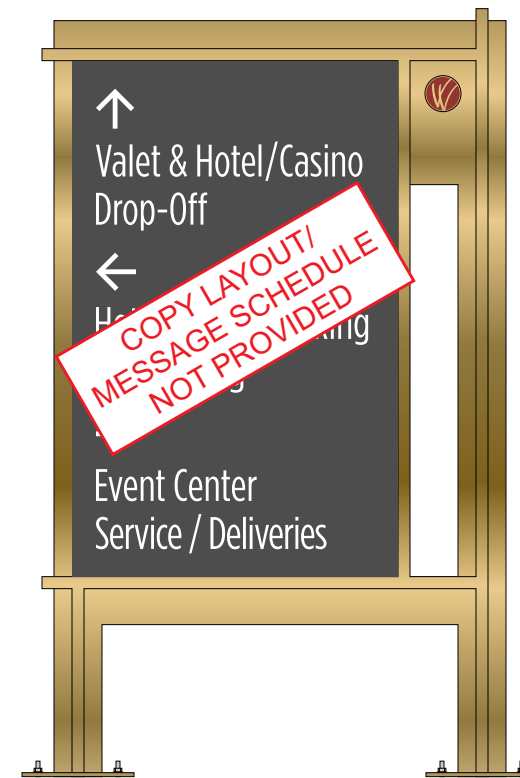
Location: 0005



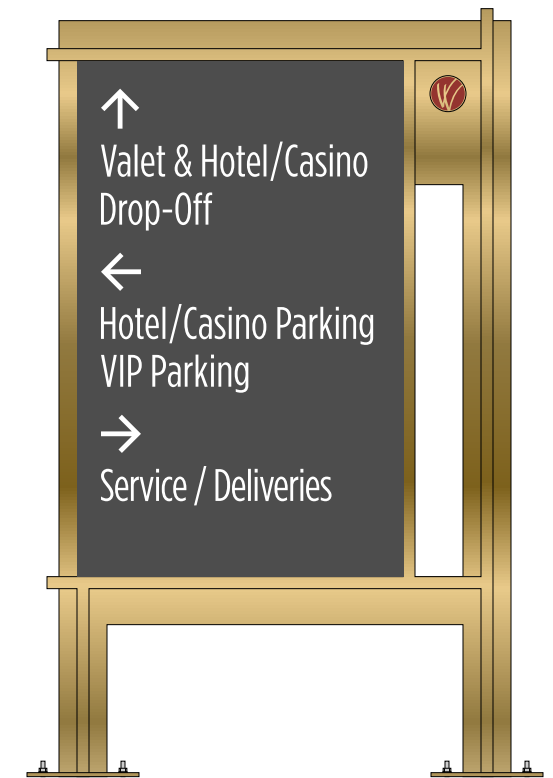
Location: 0017



Location: 0025



Location: 0027



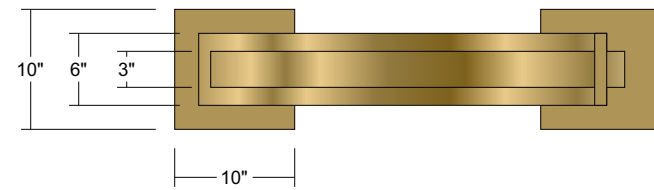
Location: 0036

THIS PAGE LEFT INTENTIONALLY BLANK



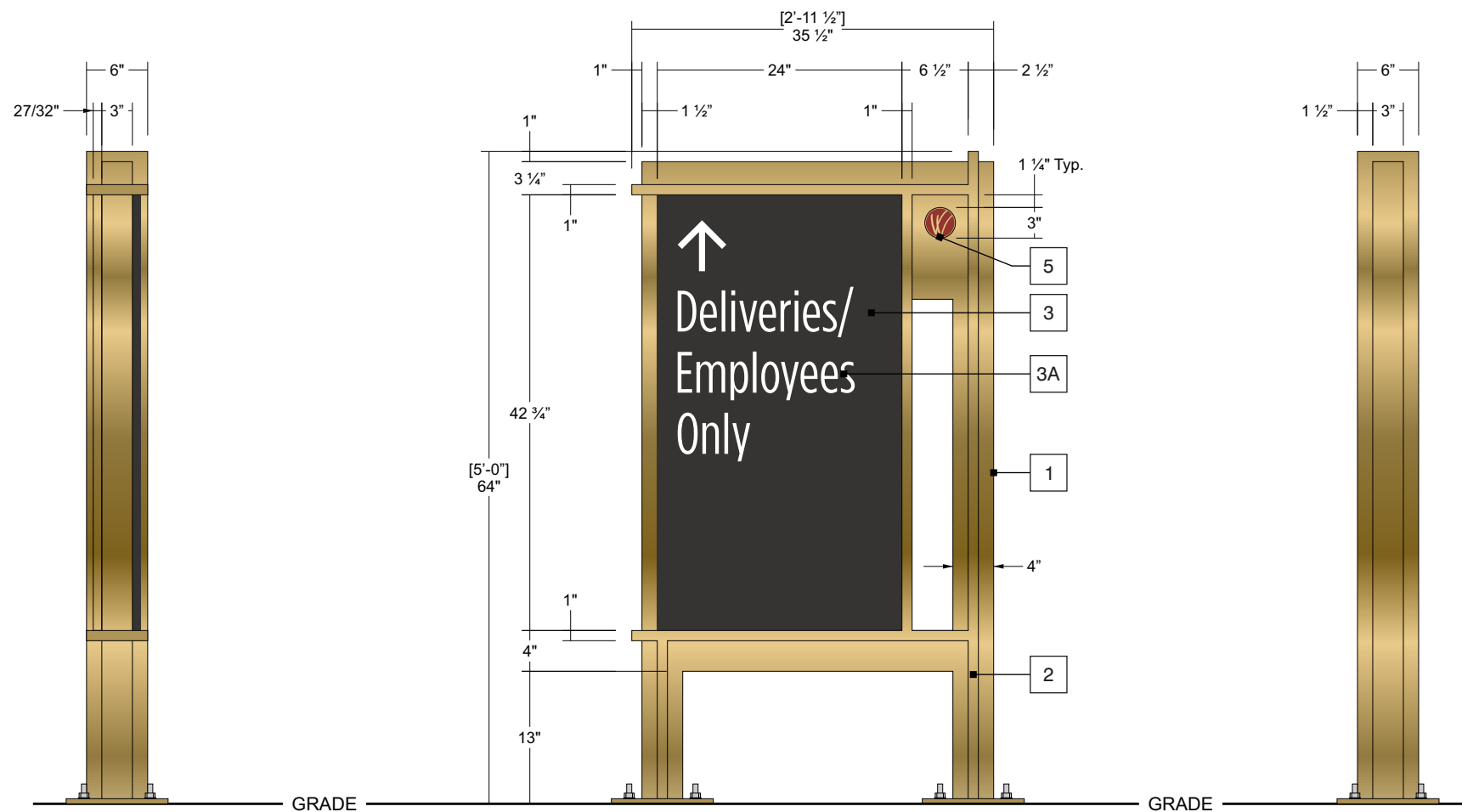
ST9 | Service Directional

S/F | Non-Illuminated | Qty: 5

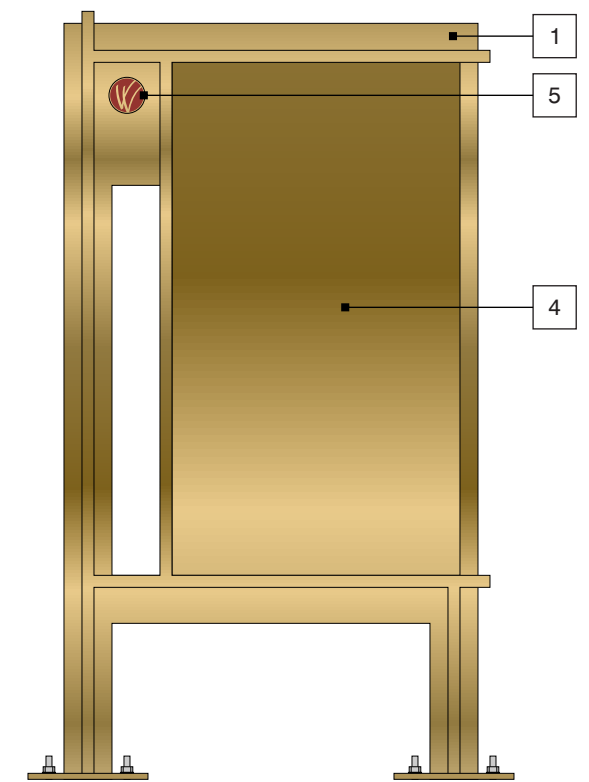


4 Top View
Scale: 3/4" = 1'


- 1 Main Frame**
3" X 4" X 3/16" Aluminum Tube Frame w/ Base Plates; Color: P2;
- 2 Accent Tubes**
1" X 1 1/2" X 1/8" Aluminum Tube Accents; Secured to Main Frame w/ #8 HDW & LORD Adhesive; Color: P2;
- 3 Front Panel**
Fab'd Aluminum Panel; Color: P4; Secured to Main Frame w/ #8 HDW - Fasteners Painted to Match Panel Color;
- 3A Copy & Arrows**
First Surface Applied Vinyl Copy & Arrows; Color: V2;
- 4 Back Panel**
Fab'd Aluminum Panel; Color: P2; Secured to Main Frame w/ #8 HDW - Fasteners Painted to Match Panel Color;
- 5 Logo**
.063" Aluminum w/ First Surface Digitally Printed Logo; Color: P2 w/ D3; Secured to Main Frame w/ 1/32" Black Exterior VHB;
- *** See Drawing "173936_ST9" for Fabrication & Install Details;



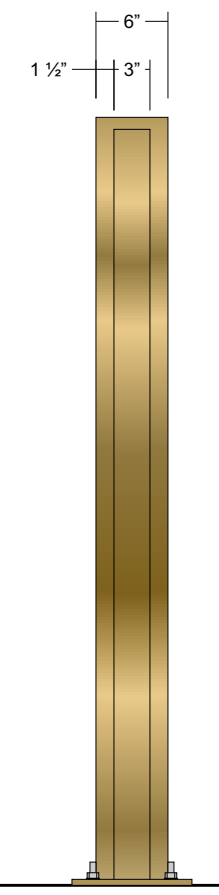
1 Front View
Scale: 3/4" = 1'



5 Back View
Scale: 3/4" = 1'



3 Left Side View
Scale: 3/4" = 1'



2 Right Side View
Scale: 3/4" = 1'

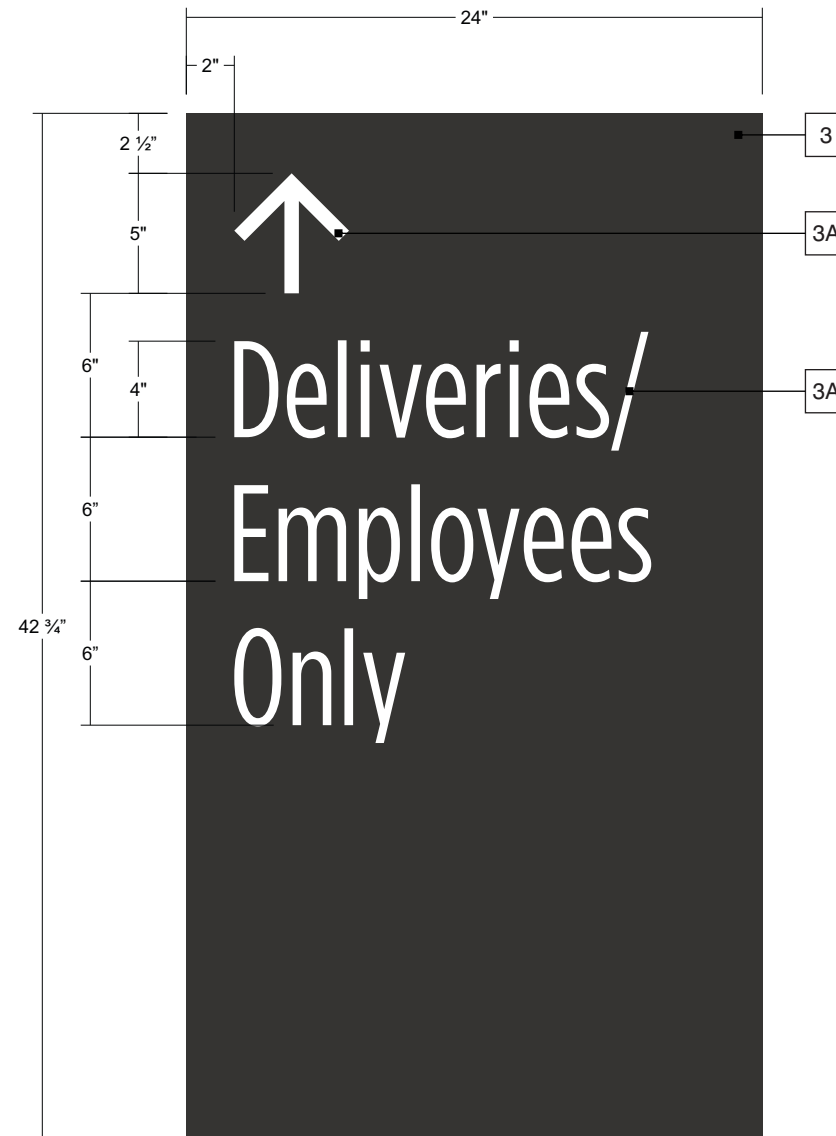
Account Representative	Design Eng. Matt P.	Date Created: 4/16/2024
Project Manager Meredith A.	Engineer Dir. Will W.	Revisions: Rev 1 - 5.7.24 MP - Removed Color Sheet & Revised Sign Color Specs; Rev 2 - 5.21.24 MP - Revised Regulatory Sign Footers; Rev 3 - 6.26.24 MP - Revised per Client Redlines;



ST9 | Service Directional

Detail Views

- 3 Front Panel**
Fab'd Aluminum Panel; Color: P4; Secured to Main Frame w/ #8 HDW
- Fasteners Painted to Match Panel Color;
- 3A Copy & Arrows**
First Surface Applied Vinyl Copy & Arrows; Color: V2;




1 Typical Message Layout
Scale: 1:8

Account Representative	Design Eng. Matt P.	Date Created: 4/16/2024
Project Manager Meredith A.	Engineer Dir. Will W.	Revisions: Rev 1 - 5.7.24 MP - Removed Color Sheet & Revised Sign Color Specs; Rev 2 - 5.21.24 MP - Revised Regulatory Sign Footers; Rev 3 - 6.26.24 MP - Revised per Client Redlines;





Location: 0006



Location: 0029



Location: 0041



Location: 0046



Location: 0047

THIS PAGE LEFT INTENTIONALLY BLANK