

ALLP1

Applications

The ALLP1 is a cost-effective area light designed to offer optimal flexibility to the customer. The ALLP1 provides multiple combinations of options to maximize labor and energy savings. The ALLP1 Area Light provides uniform distribution for area and site lighting in retail, commercial, and residential applications including driveways and parking areas.

Project Name:	
Catalog Number:	
Type:	
Note:	
Date:	



ALLP1B1UNVFD8CSBRT43CRSP



IP65



FIELD ADJUSTABLE
WATTAGE/LIGHT
OUTPUT AND CCT



Construction & Design

- Type II, III, IV, and Type V light distributions
- Field selectable lumens provide a late point adjustment at the installation site
- 12,000 to 42,000 lumens
- Nine lumen packages
- Precision engineered lens made of optical grade polycarbonate for maximum light intensity
- Anti-corrosion stainless steel hardware
- Heavy duty die-cast aluminum housing with external heat-sink for optimal thermal management
- Fixture comes standard in bronze
- Field selectable CCT between 3000K, 4000K or 5000K
- Minimum 80 CRI
- Efficacy up to 158 LPW

Additional Options

- Lens field install kits for each light distribution type (Type II, III, IV, V)
- Multiple mounting options
- Light shield kit options

Electrical

- Available in 120v-277v and 277v-480v
 - 10kV/5kA Surge Protection Standard
 - Power Factor >0.90*
 - Total Harmonic Distortion < 20%*
- *Note: Varies based on option

Control and Sensor Options

- Factory installed NEMA 3-pin photocell receptacle comes standard (shorting cap included)
- Photo control and occupancy sensor options available
- Fixture comes sensor ready for field installed Motion sensor options

Lumen Maintenance

See lumen maintenance table on page 2

Fixture Certifications & Listings

- UL/cUL Wet Locations
- IK08 Impact Rating
- IP65 Rated
- 3.0G Vibration load rating per ANSI C136.31
- DarkSky Compliant. 3000K must be selected with direct pole mount to meet International DarkSky Association approval criteria
- DesignLights Consortium™ Premium qualified luminaire
- Visit the [DLC QPL](#) for listed models

Warranty

See Orion's [Product Limited Warranty](#) for more details and information

Ordering Information Example (NOTE: No dashes or spaces unless noted below)

ALLP1B1UNVFD8CST43CRSP

Ordering Information

Series	Nominal Lumen Code ⁴	Voltage	Driver Type	CRI; Color Temp	Fixture Colors	Light Distribution	Standard Factory Installed	Packaging Options
ALLP1= HARRIS LED Lumen Select Area Light, Gen 1	A1= Lumen Selectable 12,000 lm/ 14,000 lm B1= Lumen Selectable 15,000 lm/ 20,000 lm C1= Lumen Selectable 24,000 lm/ 28,000 lm D1= Lumen Selectable 32,000 lm/ 36,000 lm/ 42,000lm	UNV= 120v-277v HMV= 277v-480v	FD= Full Dimming	8CS= 80CRI; Color Selectable 3000K / 4000K / 5000K	BR= Bronze	T2= Type II T3= Type III T4= Type IV T5= Type V	3CR= 3-Pin Universal NEMA Receptacle and Sensor Ready** ⁵	SP= Single Pack
<p>*Note: All fixtures are set to max lumen range output at 5000K at the factory EX: ALLP1A1=14,000 at 5000K] **Note: See Page 5 for Photocell and Motion Sensor Options</p>								


Fixture Options (Factory Installed)



3-Pin NEMA Receptacle (includes shorting cap)



Motion Sensor Ready



Field Selectable Lumens and CCT

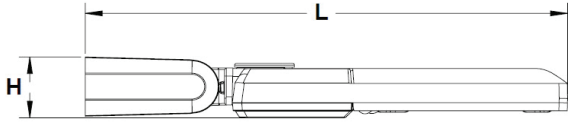
Additional Specification Information

⁴ For actual lumens, see performance table

⁵ Use of Sensor and Photocell together is not recommended

Fixture with Mounting Dimensions and Physical Information

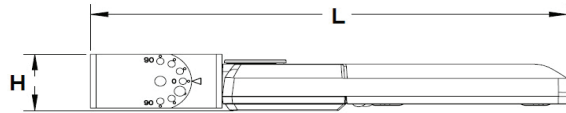
Slipfitter Mount (EXT-ALLP-SFT)



Lumen Code	Length	Height	Width	Weight	EPA [side @ 0°]
A1/B1/C1	22.51"	2.93"	11.18"	10.40lbs.	.64 ft ²
D1	26.53"	2.93"	13.97"	13.60lbs.	.77 ft ²

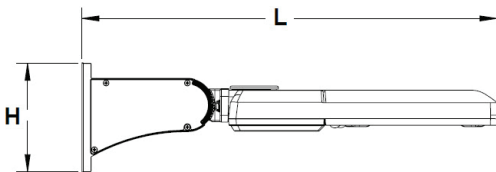
Note: This slipfitter can adapt to 2-3/8" tenons.

Trunnion Mount (EXT-ALLP-TRN)



Lumen Code	Length	Height	Width	Weight	EPA [side @ 0°]
A1/B1/C1	21.60"	2.88"	11.18"	12.10lbs.	.63 ft ²
D1	25.62"	2.88"	13.97"	13.97lbs.	.92 ft ²

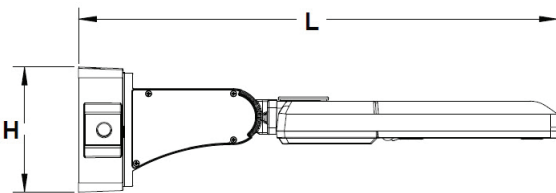
Adjustable Arm Mount (EXT-ALLP-AD)



Lumen Code	Length	Height	Width	Weight	EPA [side @ 0°]
A1/B1/C1	24.15"	6.30"	11.18"	11.40lbs.	.80 ft ²
D1	28.17"	6.30"	13.97"	14.60lbs.	.75 ft ²

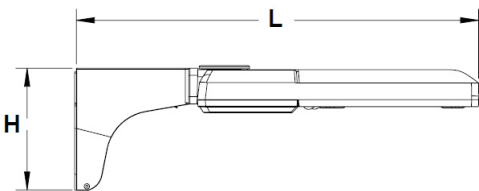
Note: This mounting kit can adapt to round poles [3">5" diameter and square poles [min. 3"]

Adjustable Wall Mount (EXT-ALLP-WM)



Lumen Code	Length	Height	Width	Weight	EPA [side @ 0°]
A1/B1/C1	26.63"	6.94"	11.18"	13.60lbs.	.89 ft ²
D1	30.65"	6.94"	13.97"	16.80lbs.	1.01 ft ²

Direct Pole Mount (EXT-ALLP-DPM)



Lumen Code	Length	Height	Width	Weight	EPA [side @ 0°]
A1/B1/C1	23.70"	6.94"	11.18"	13.00lbs.	.75 ft ²
D1	27.50"	6.94"	13.97"	16.20lbs.	.87 ft ²

Note: This mounting kit can adapt to round poles [3">5" diameter and square poles [min. 3"]