

PARKING LOT PERIMETER LANDSCAPING = 243 FEET
 Requirements: Three (3) shrubs or ornamental grasses per foot
 243 divided by 3 = 81 shrubs or ornamental grasses
 Plant Material Provided = 81

175th STREET

PARKING EXPANSION

BUILDING EXPANSION
 270'x170'
 45,900 SF

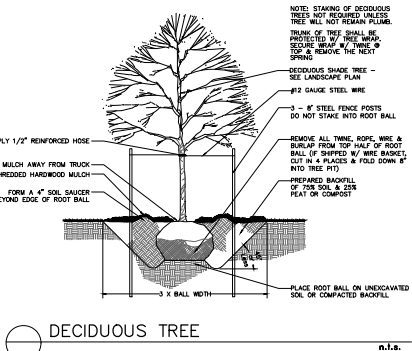
PROPOSED BUILDING
 270'x170'
 45,900 SF

BUILDING FOUNDATION LANDSCAPING = 270 FEET
 Requirements: 50% coverage
 270 x .50 (bedding docks) = 135
 135 x .80 = 108 Feet
 Lines Feet Provided = 148

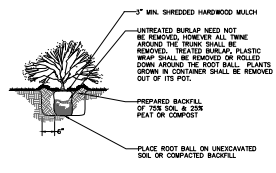
GENERAL NOTES:
 Plant material shall be nursery grown and be either balled and bur-lapped or container grown. Sizes and spreads on plant list represent minimum requirements.
 The requirements for measurement, branching and ball size shall conform to the latest edition of ANSI Z65.1, AMERICAN STANDARD OF NURSERY STOCK by the American Nursery & Landscape Association.
 Any materials with damaged or crooked/delimited leaders, bark abrasion, sunscald, insect damage etc. are not acceptable and will be rejected. Trees with multiple leaders will be rejected unless called for in the plant list as multi-trunk or domo (d.).
 If any mistakes, omissions, or discrepancies are found to exist with the work product, the Landscape Architect shall be promptly notified so that they have the opportunity to take any steps necessary to resolve the issue. Failure to promptly notify the Landscape Architect and the Owner of such conditions shall absolve them from any responsibility for the consequences of such failure.
 Under no circumstances should these plans be used for construction purposes without examining actual locations of utilities on site, and reviewing all related documents mentioned herein, including related documents prepared by the project Civil Engineer and Architect.
 Civil Engineering or Architectural base information has been provided by others. The location of various site improvements on this set of drawings is only illustrative and shall not be relied upon for construction purposes.
 Quantity lists are supplied as a convenience. However, Bidders and the Installing Contractor shall verify all quantities. The drawings shall take precedence over the lists. Any discrepancies shall be reported to the Landscape Architect.
 Actions taken without the knowledge and consent of the Owner and the Landscape Architect or in contradiction to the Owner and the Landscape Architect's work product or recommendations, shall become the responsibility of the Owner and the Landscape Architect, but for the parties responsible for the taking of such action.
 Refer to Civil Engineering documents for detailed information regarding site location, depths and type of utilities, as well as locations of other site improvements, other than landscape improvement.
 Plans are indicated on this plan as a graphic representation of proposed plant material type and are intended to provide for visual clarity. However, the symbols do not necessarily represent actual plant spread at the time of installation.
 All plant species specified are subject to availability. Material shortages in the Landscape Industry may require substitution. All substitutions must be approved by the Village, Landscape Architect and Owner.
 The Landscape Contractor shall verify location of all underground utilities prior to digging by calling 811 (L.E.). (Local Utility Location for Excavators) 1-800-882-2423 and any other public or private agency necessary for utility location.
 All perennial ornamental grass, groundcover and annual beds shall be top dressed with a minimum of three inches (3") of mushroom compost. The top dressing shall be worked into soil to a minimum depth of three inches (3") by the use of a cultivating mechanism. Upon completion, perennials & ornamental grasses shall be mulched with an additional two inch (2") layer of arborvitae wood mulch. Annuals & groundcovers shall be covered with a two inch (2") layer of southern pine bark fine mulch.
 All other planting beds and tree saucers shall be mulched with a minimum of three inches (3") of shredded wood mulch.
 Planting beds adjacent to building shall be mulched in their entirety to the building foundation. Plant materials shall not be installed under building overhangs and other such areas which do not receive natural rainfall.
 Mulch beds at the time of planting shall extend a minimum of two feet (2') beyond the center of a shrub.
 All bed lines and tree saucers shall require a hand spaced edge between lawn and mulched areas. Grading shall provide slopes which are smooth and continuous. Positive drainage shall be provided in all areas.
 Soil shall be mineral base only.
 Seed mixes shall be applied mechanically so that the seed is incorporated into the top one-half inch (1/2") of the seed bed. The seed shall then be covered with the specified blanket (installed per manufacturer's, species or hydro-mulch).
 All plant material shall be guaranteed for one (1) year from the date of acceptance.

PLANT LIST

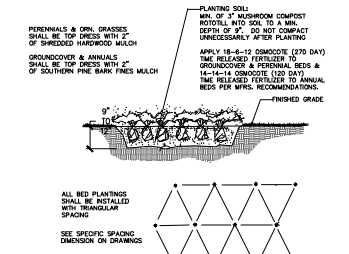
KEY	QTY	BOTANICAL NAME	COMMON NAME	SIZE/TYPE
DECIDUOUS SHADE TREES				
AFJ	4	Acer Fr. Jeffersonii	Autumn Blaze Freeman Maple	2 1/2" BB
GTS	5	Gleditsia triacanthos	Skyline Homecrest	2 1/2" BB
TCG	4	Tilia c. 'Greenspire'	Greenspire Littleleaf Linden	2 1/2" BB
DECIDUOUS ORNAMENTAL TREES				
VP	2	Viburnum prunifolium	Blackhaw Viburnum	6" BBol
DECIDUOUS SHRUBS & SHRUBROSES				
CR	15	Cornus racemosa	Gray Dogwood	30" WS
HSC	1	Hydrangea p. 'Revelry'	Vanilla Strawberry Hydrangea	#5024
RGL	34	Rhus p. 'Gro-Low'	Gro-Low Sumac	#5024
SKK	10	Syringa p. 'Miss Kim'	Miss Kim Lilac	#7
VLM	10	Viburnum l. 'Mokkan'	Mokkan Viburnum	9" BB
EVERGREEN SHRUBS				
JSG	50	Juniperus c. 'Sea Green'	Sea Green Juniper	24" WS
JBP	10	Juniperus c. 'Blue Pacific'	Blue Pacific Juniper	#3
TMD	6	Taxus m. 'Dan's Home'	Dan's Yew	24" BB
TMH	9	Taxus m. 'Hicksii'	Hicksii Yew	30" BB
ORNAMENTAL GRASS				
CRF	21	Calamagrostis a. 'Karl Foerster'	Feather Reed Grass	#1
SH	34	Spodiopogon heterolepis	Prarie Doggrass	#1
PERENNIALS & GROUNDCOVERS				
CNN	36	Calamintha n. ssp. Nepata	Lesser Catmint	#1
HRH	54	Hemerocallis 'Happy Returns'	Happy Returns Daylily	#1
VAB	2	Vinca minor 'Stovilee'	Pinkweeds (68 plants)	from 24 feet



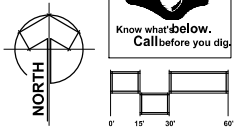
DECIDUOUS TREE



SHRUBS




BED PLANTING DETAIL
 (PERENNIALS, ORNAMENTAL GRASSES, VINES, GROUNDCOVER & ANNUALS)



REVISIONS

APPAREL REDEFINED
NEW HEADQUARTERS FACILITY
 1313 175th Street
 Homewood, Illinois



TITLE
PRELIMINARY LANDSCAPE PLAN

PROJECT NO.
 23-242

DATE: 10-18-2023
SCALE: 1"=30'-0"

SHEET
L-1.0

© Copyright 2023. All rights reserved. The design, drawings and any other intellectual property contained herein are the sole property of Metz & Company. Any reproduction of the design, drawings or any other intellectual property contained herein in any form, in whole or in part, without consent from Metz & Company is prohibited. If this plan is not 24" x 36" in size, then it is a reproduction that may not be to scale.