

Date: August 15, 2025

To: City of Hinckley

From: Jerry Williams, Operator

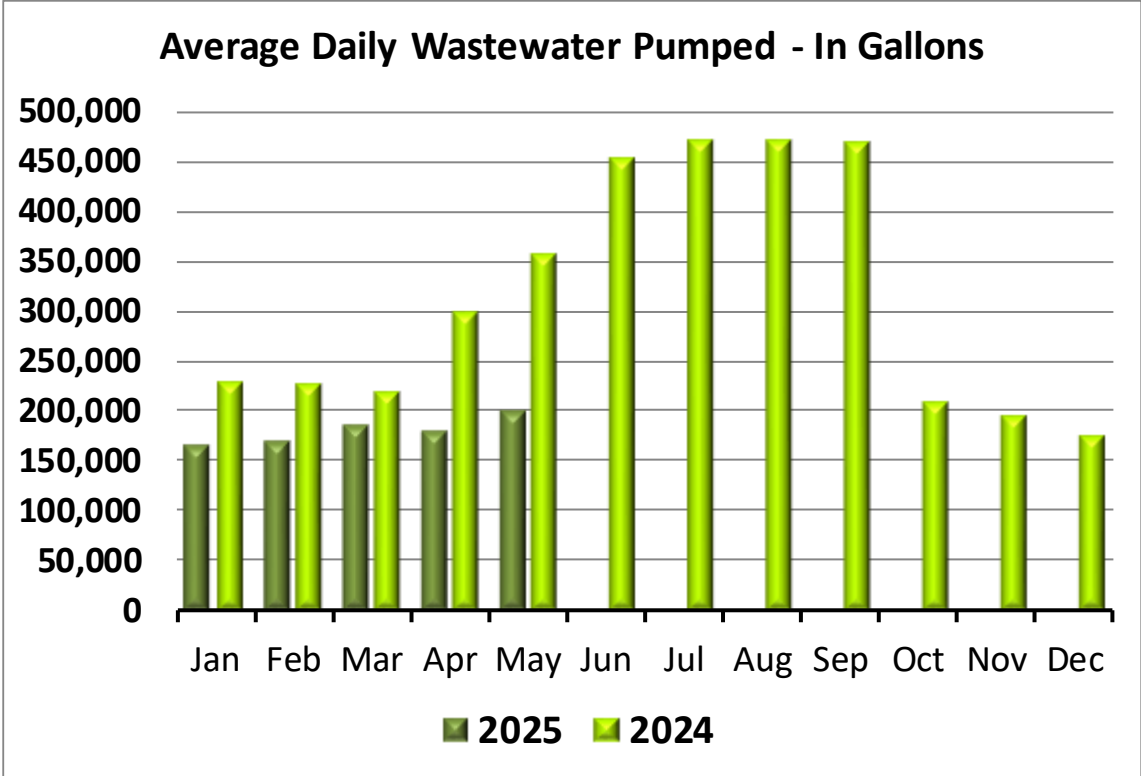
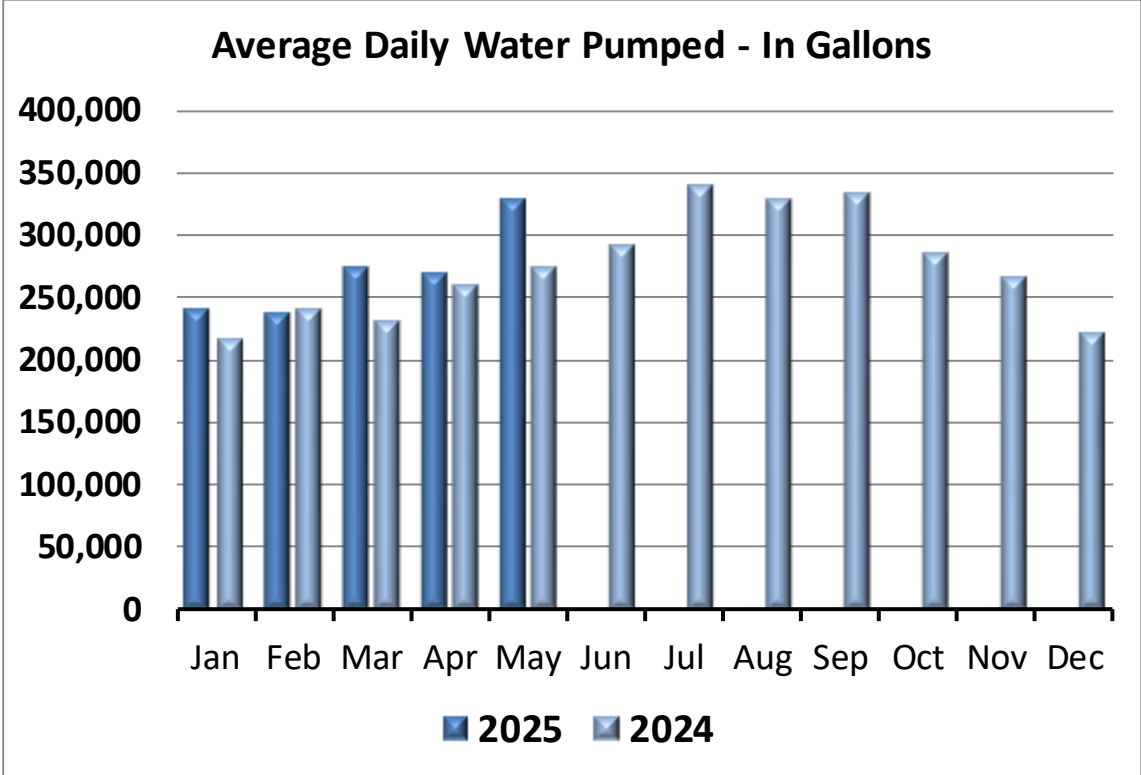
O & M Report: May 2025

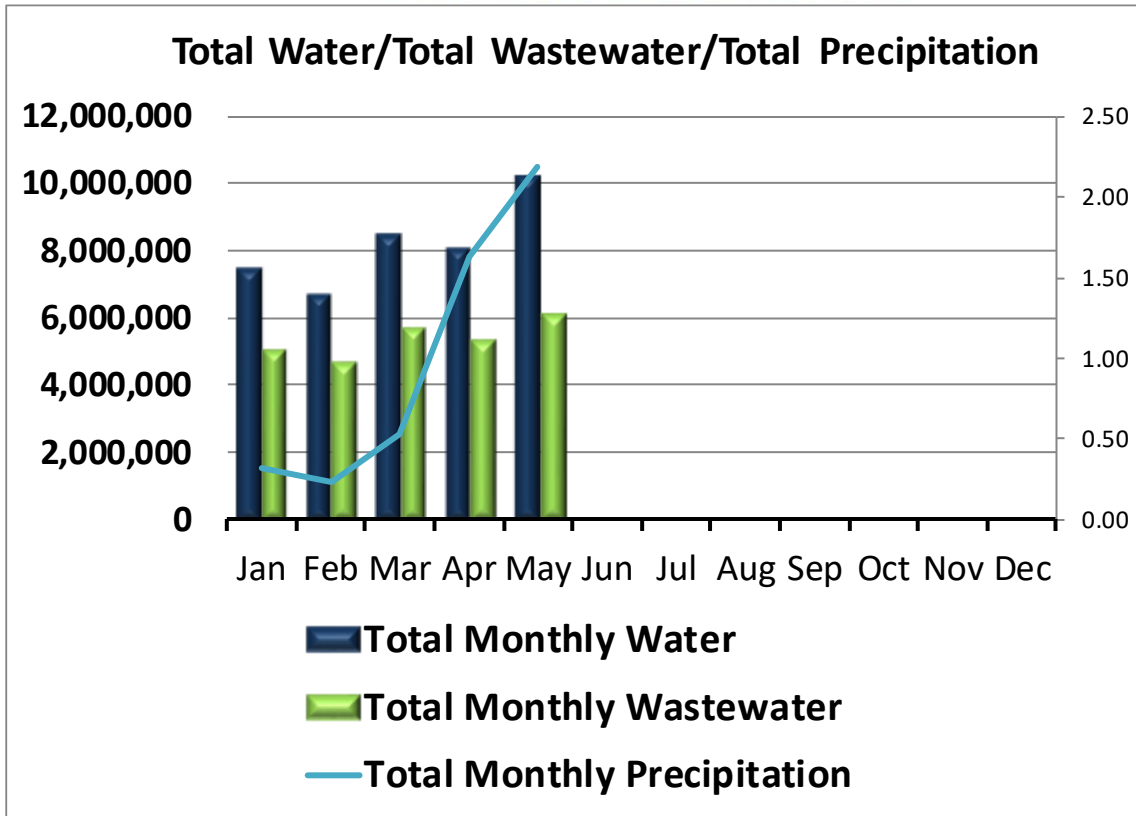
Water Operation & Maintenance

- Completed daily rounds.
- Completed monthly fluoride report and sent to MN Dept of Health.
- We backwashed Water Treatment Plant #1 & #2 once a week.
- Completed Gopher One locates.
- WTP chemicals delivered by Hawkins Chemical Company.
- Finished flushing hydrants in town.
- Fixed a water leak at water plant #1.
- Call out - water shut off, line broke under basement at 305 Dunn.

Wastewater Operation & Maintenance

- Completed daily rounds.
- We collected weekly samples and sent them into the lab for analysis.
- We completed the monthly DMRs and sent them into the state.
- Added the mega bugs every Wednesday to the southwest holding pond.
- Added the T195 bugs to the west aerator pond daily.
- Completed daily Dissolved Oxygen readings daily.
- Cleaned the Dissolved Oxygen meter weekly.
- Cleaned the fine screen weekly.
- We had all the chemicals filled as needed.
- New radio installed on Lift station #1.





Water		May-25	April-25	May-24
	Units			
Average Daily Pumped	gallons	330,161	270,100	275,613
Maximum Daily Pumped Well #3	gallons	399,000	329,000	279,000
Maximum Daily Pumped Well #4	gallons	156,000	125,000	125,000
Maximum Daily Pumped Well #5	gallons	169,000	144,000	138,000
Total Monthly Pumped	gallons	10,235,000	8,103,000	8,544,000
Well #3 Pumped	gallons	6	4,392,000	4,413,000
Well #4 Pumped	gallons	2,123,000	1,771,000	1,976,000
Well #5 Pumped	gallons	2,459,000	1,940,000	2,155,000
Wastewater				
CBOD				
CBOD Influent	mg/L	799	792	600
CBOD Effluent	mg/L	16	25	9
CBOD Effluent Permit Limit	mg/L	15	15	15
CBOD % Removal	%	87%	97%	98%
CBOD % Removal Permit Limit	%	85%	85%	85%
CBOD Effluent Loading	kg/day	0.0	0.0	0.0
CBOD Effluent Loading Permit Limit	kg/day	38.0	38.0	38.0
TSS				
TSS Influent	mg/L	618	924	689
TSS Effluent	mg/L	9	19	18
TSS Effluent Permit Limit	mg/L	30	30	30
TSS % Removal	%	94%	98%	97%
TSS % Removal Permit Limit	%	85%	85%	85%
TSS Effluent Loading	kg/day	0.0	0.0	0.0
TSS Effluent Loading Permit Limit	kg/day	77.0	77.0	77.0
Phosphorus				
Phos Influent	mg/L	18	22	14
Phos Effluent	mg/L	0.5	0.3	0.9
Phos Effluent Permit Limit	mg/L	1.0	1.0	1.0
Nitrogen Ammonia				
NA Effluent	mg/L	0.0	0.0	0.0
NA Effluent Permit Limit	mg/L	N/A	monitor only	N/A
Fecal Cloiliform Group				
Fecal Effluent	200#/100ml	2	6	49
Fecal Effluent Permit Limit	200#/100ml	200#/100ml	200#/100ml	200#/100ml
Dissolved Oxygen				
DO Effluent	mg/L	6.2	7.1	8.7
DO Effluent Permit Limit	mg/L	5.0	5.0	5.0
Effluent Flow				
Average Daily	gallons	197,677	178,300	358,967
Maximum Daily	gallons	250,000	247,000	482,000
Total Monthly	gallons	6,128,000	5,349,000	11,128,000
Precipitation Monthly Total	Inches	2.18	1.63	4.29

Contract True-Ups - Current Contract Year				
Item	Budgeted Amount	Amount Spent	% of Budget	% of Time
Chemical Budget	\$69,131.00	\$52,074.00	75%	50%
Maintenance Budget	\$6,445.00	\$3,315.00	51%	50%
Total	\$75,576.00	\$55,389.00	73%	50%