



Village Fire Department  
 901 Corbindale Rd  
 Houston, TX, 77024  
 Phone# (713) 468-7941 Fax# (713) 468-5039

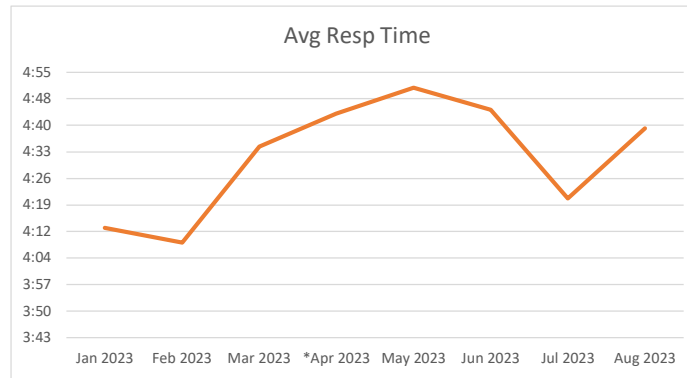
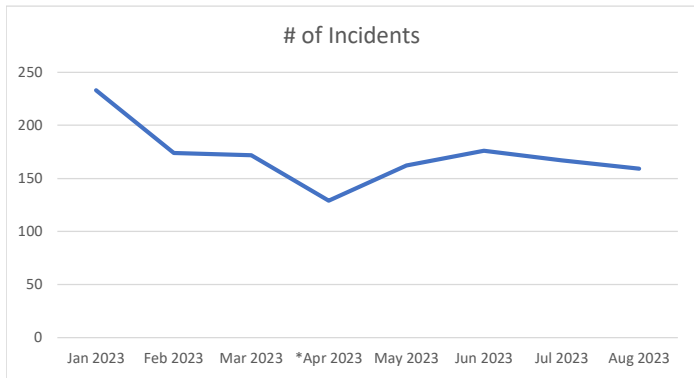
### August 2023 Summary - All Cities

Call/Incident Type/Detail	Jan 2023	Feb 2023	Mar 2023	Apr 2023	May 2023	Jun 2023	Jul 2023	Aug 2023	Total YTD
<b>TOTAL</b>	<b>233</b>	<b>174</b>	<b>172</b>	<b>174</b>	<b>210</b>	<b>218</b>	<b>221</b>	<b>210</b>	<b>1612</b>
Adominal Pain	2	0	3	1	0	1	1	1	9
Allergic Reaction	1	0	1	1	1	2	1	4	11
Animal Bite	1	0	1	0	0	0	0	0	2
Apartment Fire	2	0	1	0	0	1	0	0	4
Assault	0	0	0	0	1	1	0	1	3
Automatic Aid	2	0	1	1	1	0	1	0	6
Automatic Aid- Apartment Fire	15	9	7	8	9	1	6	5	60
Automatic Aid- Building Fire	4	3	2	4	4	0	2	2	21
Automatic Aid- Elevator Rescue	1	0	2	1	1	1	2	5	13
Automatic Aid- Entrapment MVC	0	2	2	1	0	0	0	0	5
Automatic Aid- Gas Leak	3	7	4	4	3	1	1	5	28
Automatic Aid- High Rise Fire	3	1	0	0	1	0	1	0	6
Automatic Aid- House Fire	6	3	2	1	0	0	0	0	12
Back Pain	0	1	2	0	0	0	2	0	5
Business Fire	0	1	0	1	0	0	0	0	2
Carbon Monoxide Detector No Symptoms	2	3	5	1	1	5	2	8	27
Cardiac/Respiratory Arrest	1	1	2	0	1	0	0	1	6
Check a Noxious Odor	1	0	2	0	0	0	0	1	4
Check for Fire	0	1	1	0	0	0	0	0	2
Check for the Smell of Natural Gas	10	1	0	6	0	2	0	3	22
Check for the Smell of Smoke	2	1	1	2	0	0	0	0	6
Chest Pain	8	13	2	2	4	3	6	5	43
Child Locked in a Vehicle Engine and AC running	0	1	1	0	0	0	0	0	2
Child Locked in a Vehicle Engine and AC not running	0	0	0	0	1	0	0	1	2
Choking	0	0	0	0	0	0	3	0	3
Diabetic Emergency	0	0	0	1	2	1	2	2	8
Difficulty Breathing	12	2	8	5	3	11	6	11	58
Drowning	0	0	0	0	0	0	1	0	1
Electrical Fire	1	0	0	0	1	0	1	0	3
Elevator Rescue	3	0	1	1	1	1	0	0	7
Fall Victim	8	6	13	7	14	14	12	8	82
Fire Alarm Business	4	7	1	5	4	5	7	9	42
Fire Alarm Church or School	5	2	4	4	8	15	1	3	42
Fire Alarm Residence	46	17	19	36	38	50	46	28	280
Gas Leak	2	4	3	1	1	3	0	1	15
Grass Fire	0	0	0	0	1	2	1	0	4
HAZMAT Emergency	0	0	0	0	0	0	0	1	1
Headache - Stroke symptoms not present	0	0	2	0	0	0	0	0	2
Heart Problems	5	4	5	5	10	6	8	8	51
Heat/Cold Exposure	0	0	0	0	0	2	0	1	3
Hemorrhage/Laceration	4	1	2	2	1	2	4	2	18
House Fire	2	1	1	1	1	2	3	2	13

Month	# of Incidents	Avg Resp Time
Jan 2023	233	4:13
Feb 2023	174	4:09
Mar 2023	172	4:35
*Apr 2023	129	4:44
May 2023	162	4:51
Jun 2023	176	4:45
Jul 2023	167	4:21
Aug 2023	159	4:40

\* Note: Excludes cancelled calls beginning in April.

Injured Party	2	2	2	1	4	3	2	6	22
Medical Alarm	3	3	1	7	8	4	5	9	40
Motor Vehicle Collision	17	21	13	19	27	19	21	20	157
Motor Vehicle Collision with Entrapment	0	1	2	0	0	0	3	1	7
Object Down in Roadway	0	0	1	2	5	5	1	1	15
Overdose/Poisoning	1	3	2	2	1	3	4	2	18
Possible D.O.S.	1	2	1	2	1	1	0	0	8
Powerlines Down Arcing/Burning	2	0	0	4	3	8	2	5	24
Pregnancy/ Childbirth	1	0	0	2	0	0	0	0	3
Psychiatric Emergency	3	4	5	1	1	1	4	2	21
Seizures	4	6	4	3	2	2	3	3	27
Service Call Non-emergency	12	16	12	3	3	1	14	10	71
Shooting/Stabbing	0	0	0	0	2	0	0	0	2
Sick Call	12	14	14	8	19	18	20	18	123
Smoke in Business	0	0	0	0	1	0	0	0	1
Stroke	1	2	1	1	3	5	4	3	20
Transformer Fire	1	0	2	3	1	1	1	1	10
Trash Fire	1	0	1	0	0	0	0	1	3
Traumatic Injury	0	0	2	1	0	1	1	0	5
Unconscious Party/Syncope	8	6	3	9	14	9	13	7	69
Unknown Medical Emergency	6	2	4	1	2	5	2	1	23
Vehicle Fire	2	0	1	3	0	0	1	2	9



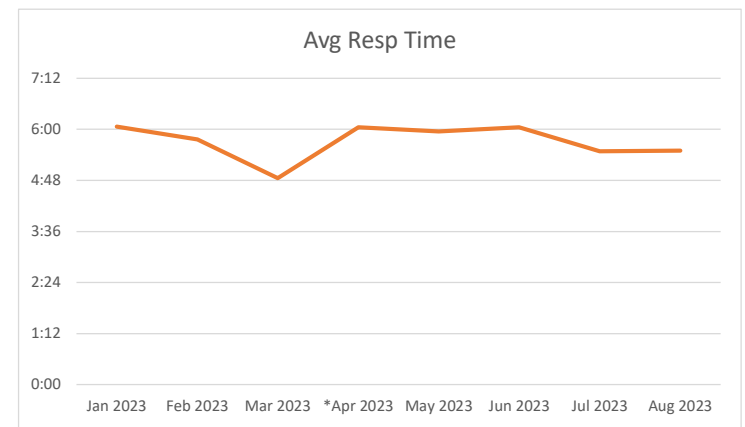
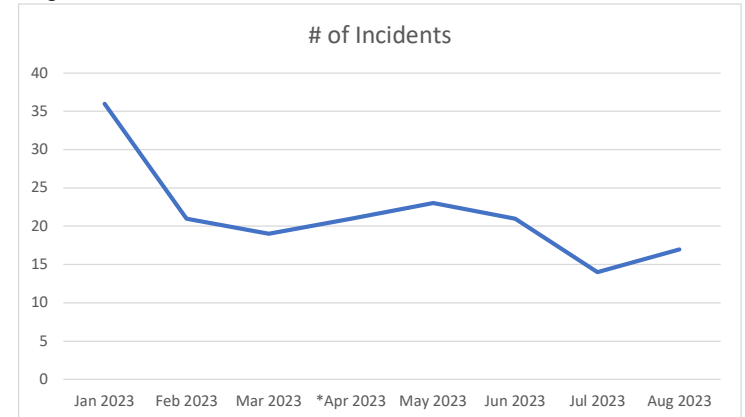


Village Fire Department  
 901 Corbindale Rd  
 Houston, TX, 77024  
 Phone# (713) 468-7941 Fax# (713) 468-5039

### August 2023 Summary - Bunker Hill

Call/Incident Type/Detail	Jan 2023	Feb 2023	Mar 2023	Apr 2023	May 2023	Jun 2023	Jul 2023	Aug 2023	Total YTD
<b>TOTAL</b>	<b>36</b>	<b>21</b>	<b>19</b>	<b>27</b>	<b>32</b>	<b>21</b>	<b>17</b>	<b>22</b>	<b>195</b>
Allergic Reaction	0	0	0	0	0	1	0	0	1
Assault	0	0	0	0	1	0	0	0	1
Business Fire	0	1	0	0	0	0	0	0	1
Carbon Monoxide Detector No Symptoms	0	1	3	0	0	0	0	0	4
Cardiac/Respiratory Arrest	1	0	0	0	0	0	0	0	1
Check for the Smell of Natural Gas	3	0	0	2	0	0	0	0	5
Check for the Smell of Smoke	1	0	0	0	0	0	0	0	1
Chest Pain	0	0	0	0	0	1	1	1	3
Diabetic Emergency	0	0	0	0	0	0	1	0	1
Difficulty Breathing	4	0	4	0	0	1	1	4	14
Fall Victim	0	1	0	2	2	2	0	1	8
Fire Alarm Business	0	1	0	0	0	0	0	0	1
Fire Alarm Church or School	1	0	0	1	0	1	0	1	4
Fire Alarm Residence	9	3	4	6	8	6	6	5	47
Gas Leak	0	0	1	1	0	1	0	1	4
Grass Fire	0	0	0	0	0	1	0	0	1
Headache - Stroke symptoms not present	0	0	1	0	0	0	0	0	1
Heart Problems	0	1	0	1	2	1	1	0	6
Heat/Cold Exposure	0	0	0	0	0	0	0	1	1
Hemorrhage/Laceration	0	0	0	1	0	0	0	0	1
House Fire	1	0	0	0	0	0	0	1	2
Injured Party	1	0	0	0	1	0	0	1	3
Medical Alarm	0	1	0	3	0	0	0	1	5
Motor Vehicle Collision	1	0	1	2	6	0	0	1	11
Object Down in Roadway	0	0	0	1	2	0	0	0	3
Overdose/Poisoning	1	0	0	0	0	1	0	1	3
Possible D.O.S.	1	0	0	0	0	0	0	0	1
Powerlines Down Arcing/Burning	0	0	0	1	1	0	0	0	2
Psychiatric Emergency	1	0	0	1	0	0	0	0	2
Seizures	1	1	1	1	1	1	0	0	6
Service Call Non-emergency	6	7	2	1	2	0	1	0	19
Shooting/Stabbing	0	0	0	0	2	0	0	0	2
Sick Call	1	4	1	1	3	1	2	3	16
Stroke	1	0	0	1	1	1	0	0	4
Transformer Fire	0	0	0	1	0	0	0	0	1
Unconscious Party/Syncope	1	0	0	0	0	1	3	0	5
Unknown Medical Emergency	1	0	1	0	0	1	1	0	4

Month	# of Incidents	Avg Resp Time
Jan 2023	36	6:04
Feb 2023	21	5:46
Mar 2023	19	4:51
*Apr 2023	21	6:03
May 2023	23	5:57
Jun 2023	21	6:03
Jul 2023	14	5:29
Aug 2023	17	5:30



\* Note: Excludes cancelled calls beginning in April.



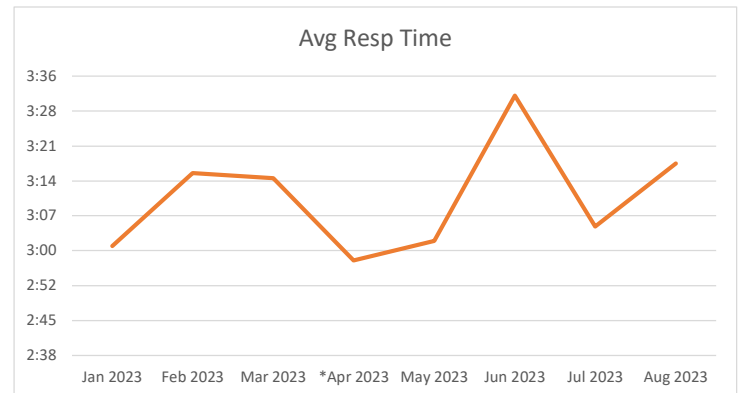
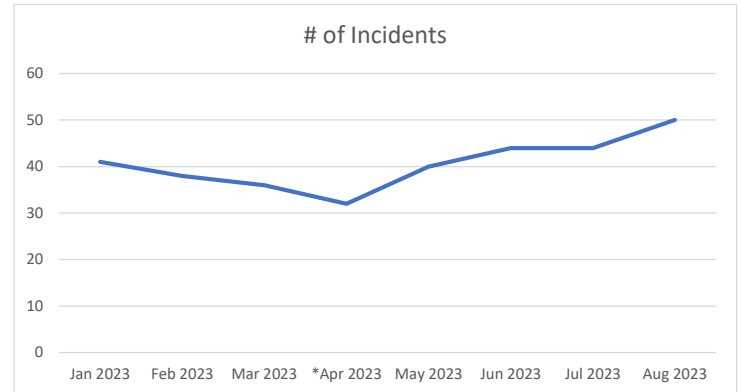
Village Fire Department  
 901 Corbindale Rd  
 Houston, TX, 77024  
 Phone# (713) 468-7941 Fax# (713) 468-5039

### August 2023 Summary - Hedwig

Call/Incident Type/Detail	Jan 2023	Feb 2023	Mar 2023	Apr 2023	May 2023	Jun 2023	Jul 2023	Aug 2023	Total YTD
<b>TOTAL</b>	<b>41</b>	<b>38</b>	<b>36</b>	<b>34</b>	<b>41</b>	<b>46</b>	<b>52</b>	<b>56</b>	<b>344</b>
Adominal Pain	0	0	2	1	0	0	1	1	5
Allergic Reaction	0	0	1	1	1	1	1	0	5
Apartment Fire	1	0	1	0	0	1	0	0	3
Assult	0	0	0	0	0	1	0	0	1
Back Pain	0	0	0	0	0	0	1	0	1
Business Fire	0	0	0	1	0	0	0	0	1
Carbon Monoxide Detector No Symptoms	0	0	0	0	0	0	0	1	1
Check a Noxious Odor	1	0	0	0	0	0	0	0	1
Check for the Smell of Natural Gas	0	0	0	1	0	2	0	1	4
Check for the Smell of Smoke	0	0	1	1	0	0	0	0	2
Chest Pain	3	5	1	0	0	1	3	2	15
Choking	0	0	0	0	0	0	1	0	1
Diabetic Emergency	0	0	0	0	1	1	1	1	4
Difficulty Breathing	1	2	1	2	0	3	1	3	13
Electrical Fire	1	0	0	0	0	0	0	0	1
Elevator Rescue	0	0	0	0	0	1	0	0	1
Fall Victim	3	3	3	1	5	2	3	2	22
Fire Alarm Business	1	3	1	2	1	3	6	8	25
Fire Alarm Church or School	0	0	3	2	8	6	1	0	20
Fire Alarm Residence	7	2	1	5	1	0	4	3	23
Gas Leak	1	1	1	0	0	0	0	0	3
Heart Problems	1	2	0	3	3	2	1	3	15
Heat/Cold Exposure	0	0	0	0	0	1	0	0	1
Hemorrhage/Laceration	1	0	1	0	0	0	1	0	3
House Fire	0	0	0	0	0	0	1	1	2
Injured Party	1	2	0	0	2	0	0	4	9
Medical Alarm	0	0	0	0	1	1	0	0	2
Motor Vehicle Collision	5	6	5	2	3	2	6	9	38
Object Down in Roadway	0	0	0	0	0	2	0	0	2
Overdose/Poisoning	0	2	1	1	0	0	0	0	4
Possible D.O.S.	0	1	1	0	0	0	0	0	2
Powerlines Down Arcing/Burning	0	0	0	0	0	3	0	1	4
Pregnancy/ Childbirth	0	0	0	2	0	0	0	0	2
Psychiatric Emergency	1	0	2	0	0	0	1	0	4
Seizures	2	1	1	1	0	0	2	1	8
Service Call Non-emergency	0	4	3	0	0	0	5	3	15
Sick Call	5	2	2	2	5	7	6	5	34
Smoke in Business	0	0	0	0	1	0	0	0	1
Stroke	0	0	0	0	2	0	1	2	5
Transformer Fire	0	0	1	0	0	0	0	1	2
Trash Fire	0	0	0	0	0	0	0	1	1
Traumatic Injury	0	0	1	0	0	0	0	0	1
Unconscious Party/Syncope	3	1	1	5	6	3	5	2	26
Unknown Medical Emergency	2	1	1	1	1	3	0	0	9
Vehicle Fire	1	0	0	0	0	0	0	1	2

Month	# of Incidents	Avg Resp Time
Jan 2023	41	3:01
Feb 2023	38	3:16
Mar 2023	36	3:15
*Apr 2023	32	2:58
May 2023	40	3:02
Jun 2023	44	3:32
Jul 2023	44	3:05
Aug 2023	50	3:18

\* Note: Excludes cancelled calls beginning in April.





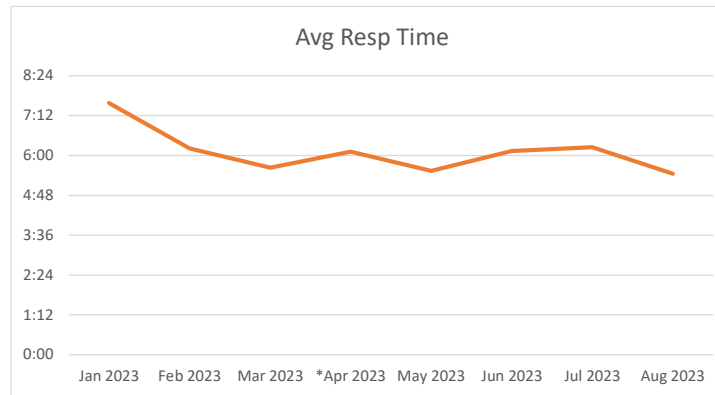
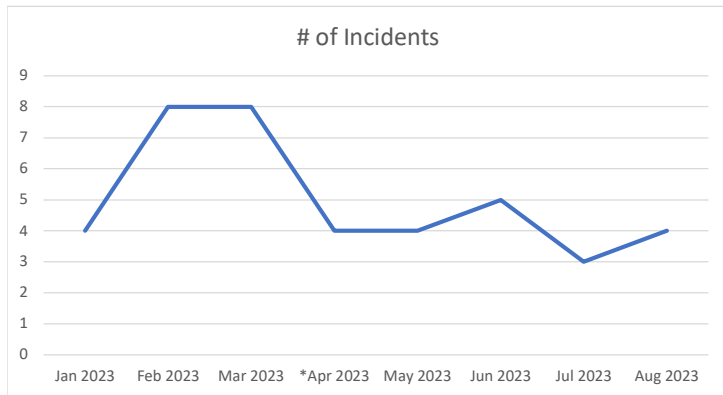
Village Fire Department  
 901 Corbindale Rd  
 Houston, TX, 77024  
 Phone# (713) 468-7941 Fax# (713) 468-5039

### August 2023 Summary - Hilshire

Call/Incident Type/Detail	Jan 2023	Feb 2023	Mar 2023	Apr 2023	May 2023	Jun 2023	Jul 2023	Aug 2023	Total YTD
<b>TOTAL</b>	<b>4</b>	<b>8</b>	<b>8</b>	<b>5</b>	<b>4</b>	<b>5</b>	<b>4</b>	<b>7</b>	<b>45</b>
Back Pain	0	0	0	0	0	0	1	0	1
Carbon Monoxide Detector No Symptoms	1	0	0	0	0	0	0	0	1
Check for the Smell of Natural Gas	1	0	0	0	0	0	0	1	2
Chest Pain	1	1	0	0	1	0	0	0	3
Fall Victim	0	1	2	0	0	0	0	0	3
Fire Alarm Business	0	0	0	0	0	0	0	1	1
Fire Alarm Church or School	0	0	0	1	0	0	0	0	1
Fire Alarm Residence	0	0	0	0	2	1	0	1	4
Heart Problems	0	0	1	0	0	1	0	0	2
Hemorrhage/Laceration	0	1	0	1	0	0	0	0	2
Medical Alarm	0	0	0	0	1	0	0	1	2
Motor Vehicle Collision	0	1	0	1	0	3	0	0	5
Motor Vehicle Collision with Entrapment	0	0	2	0	0	0	0	0	2
Object Down in Roadway	0	0	0	1	0	0	0	0	1
Overdose/Poisoning	0	0	0	0	0	0	1	0	1
Possible D.O.S.	0	1	0	0	0	0	0	0	1
Powerlines Down Arcing/Burning	0	0	0	0	0	0	1	1	2
Psychiatric Emergency	1	0	0	0	0	0	0	0	1
Service Call Non-emergency	0	2	1	0	0	0	0	0	3
Sick Call	0	1	2	1	0	0	1	1	6
Unconscious Party/Syncope	0	0	0	0	0	0	0	1	1

Month	# of Incidents	Avg Resp Time
Jan 2023	4	7:35
Feb 2023	8	6:13
Mar 2023	8	5:38
*Apr 2023	4	6:07
May 2023	4	5:32
Jun 2023	5	6:08
Jul 2023	3	6:15
Aug 2023	4	5:27

\* Note: Excludes cancelled calls beginning in April.



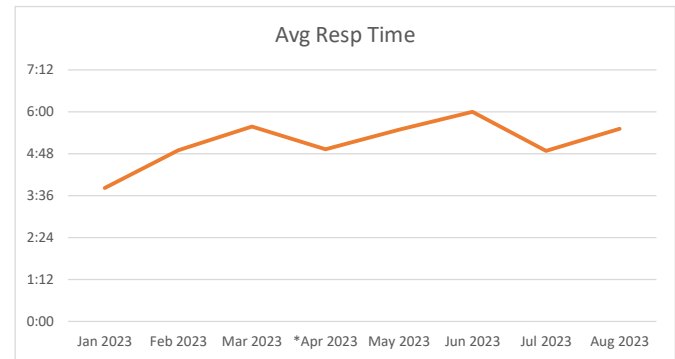
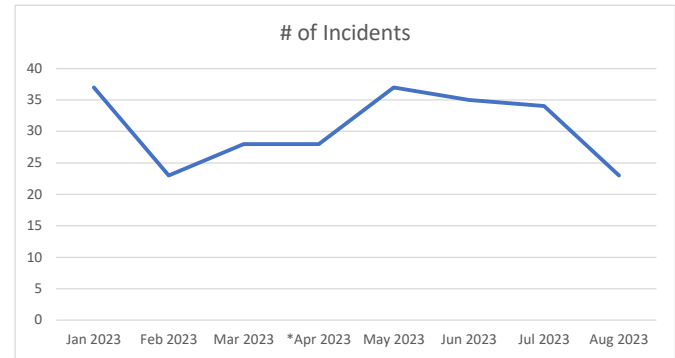


Village Fire Department  
 901 Corbindale Rd  
 Houston, TX, 77024  
 Phone# (713) 468-7941 Fax# (713) 468-5039

### August 2023 Summary - Hunters Creek

Call/Incident Type/Detail	Jan 2023	Feb 2023	Mar 2023	Apr 2023	May 2023	Jun 2023	Jul 2023	Aug 2023	Total YTD
<b>TOTAL</b>	<b>37</b>	<b>23</b>	<b>28</b>	<b>38</b>	<b>43</b>	<b>44</b>	<b>43</b>	<b>29</b>	<b>284</b>
Abdominal Pain	0	0	0	0	0	1	0	0	1
Allergic Reaction	0	0	0	0	0	0	0	1	1
Animal Bite	0	0	1	0	0	0	0	0	1
Back Pain	0	0	1	0	0	0	0	0	1
Carbon Monoxide Detector No Symptoms	1	1	0	1	0	1	1	2	7
Cardiac/Respiratory Arrest	0	0	1	0	0	0	0	0	1
Check a Noxious Odor	0	0	1	0	0	0	0	0	1
Check for the Smell of Natural Gas	1	0	0	1	0	0	0	0	2
Check for the Smell of Smoke	0	0	0	1	0	0	0	0	1
Chest Pain	1	1	0	0	2	0	1	1	6
Child Locked in a Vehicle Engine and AC not running	0	0	0	0	1	0	0	1	2
Choking	0	0	0	0	0	0	1	0	1
Difficulty Breathing	2	0	3	2	1	1	0	1	10
Electrical Fire	0	0	0	0	1	0	1	0	2
Elevator Rescue	3	0	0	0	0	0	0	0	3
Fall Victim	1	0	2	3	2	4	4	3	19
Fire Alarm Business	1	1	0	2	0	0	0	0	4
Fire Alarm Church or School	0	0	0	0	0	1	0	0	1
Fire Alarm Residence	15	4	5	14	14	16	11	9	88
Gas Leak	0	1	0	0	1	0	0	0	2
Heart Problems	0	0	1	1	2	0	1	1	6
Hemorrhage/Laceration	0	0	1	0	1	0	0	1	3
House Fire	0	1	0	1	1	0	0	0	3
Injured Party	0	0	1	0	0	2	0	0	3
Medical Alarm	2	2	0	3	4	2	3	4	20
Motor Vehicle Collision	5	7	1	1	4	5	3	0	26
Overdose/Poisoning	0	0	0	1	0	1	3	0	5
Possible D.O.S.	0	0	0	1	0	0	0	0	1
Powerlines Down Arcing/Burning	1	0	0	1	0	2	1	1	6
Psychiatric Emergency	0	1	1	0	0	0	1	0	3
Seizures	0	1	1	0	0	1	0	0	3
Service Call Non-emergency	1	0	3	2	0	0	3	2	11
Sick Call	0	1	3	0	5	3	2	1	15
Stroke	0	0	0	0	0	0	2	0	2
Traumatic Injury	0	0	0	1	0	1	1	0	3
Unconscious Party/Syncope	2	2	1	2	4	3	3	1	18
Unknown Medical Emergency	0	0	1	0	0	0	1	0	2
Vehicle Fire	1	0	0	0	0	0	0	0	1

Month	# of Incidents	Avg Resp Time
Jan 2023	37	3:49
Feb 2023	23	4:54
Mar 2023	28	5:35
*Apr 2023	28	4:56
May 2023	37	5:29
Jun 2023	35	6:00
Jul 2023	34	4:53
Aug 2023	23	5:31



\* Note: Excludes cancelled calls beginning in April.



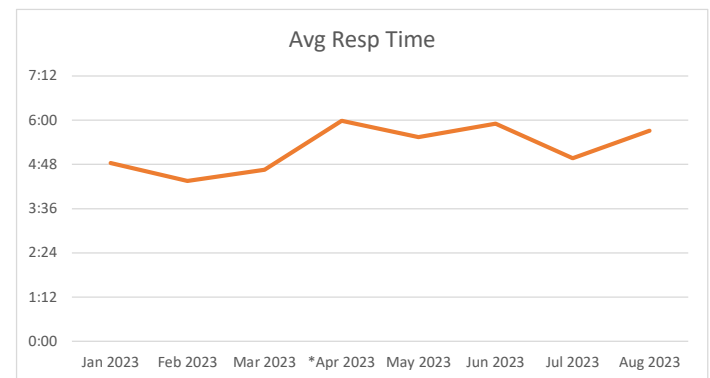
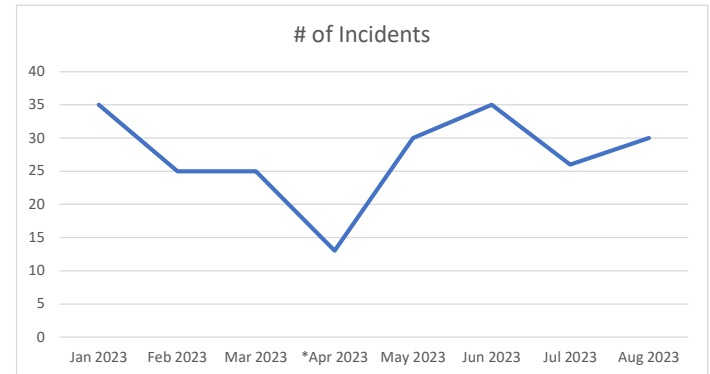
Village Fire Department  
 901 Corbindale Rd  
 Houston, TX, 77024  
 Phone# (713) 468-7941 Fax# (713) 468-5039

### August 2023 Summary - Piney Point

Call/Incident Type/Detail	Jan 2023	Feb 2023	Mar 2023	Apr 2023	May 2023	Jun 2023	Jul 2023	Aug 2023	Total YTD
<b>TOTAL</b>	<b>35</b>	<b>25</b>	<b>25</b>	<b>20</b>	<b>38</b>	<b>50</b>	<b>39</b>	<b>39</b>	<b>271</b>
Animal Bite	1	0	0	0	0	0	0	0	1
Allergic Reaction	0	0	0	0	0	0	0	2	2
Carbon Monoxide Detector No Symptoms	0	1	1	0	0	4	0	5	11
Cardiac/Respiratory Arrest	0	1	1	0	0	0	0	1	3
Check a Noxious Odor	0	0	0	0	0	0	0	1	1
Check for the Smell of Natural Gas	3	0	0	0	0	0	0	1	4
Check for the Smell of Smoke	1	1	0	0	0	0	0	0	2
Chest Pain	1	1	1	0	0	0	1	0	4
Diabetic Emergency	0	0	0	1	1	0	0	1	3
Difficulty Breathing	2	0	0	1	1	3	1	2	10
Fall Victim	4	0	3	0	4	3	3	1	18
Fire Alarm Church or School	2	1	1	0	0	3	0	0	7
Fire Alarm Residence	9	7	7	10	12	21	19	8	93
Gas Leak	1	1	0	0	0	1	0	0	3
Grass Fire	0	0	0	0	1	1	0	0	2
Heart Problems	0	0	1	0	1	0	2	3	7
Hemorrhage/Laceration	1	0	0	0	0	1	1	0	3
House Fire	1	0	1	0	0	2	1	0	5
Injured Party	0	0	0	0	1	1	0	0	2
Medical Alarm	0	0	0	0	0	1	1	0	2
Motor Vehicle Collision	3	2	2	1	3	1	2	2	16
Object Down in Roadway	0	0	1	0	3	3	1	0	8
Overdose/Poisoning	0	1	0	0	1	0	0	1	3
Possible D.O.S.	0	0	0	0	1	1	0	0	2
Powerlines Down Arcing/Burning	0	0	0	1	0	0	0	0	1
Psychiatric Emergency	0	3	1	0	1	1	1	1	8
Seizures	1	1	0	1	0	0	1	1	5
Service Call Non-emergency	4	3	2	0	0	0	3	4	16
Sick Call	0	2	0	3	4	1	0	2	12
Stroke	0	0	0	0	0	1	0	1	2
Transformer Fire	0	0	1	1	0	0	1	0	3
Trash Fire	0	0	1	0	0	0	0	0	1
Unconscious Party/Syncope	1	0	0	0	3	1	1	1	7
Unknown Medical Emergency	0	0	1	0	1	0	0	1	3
Vehicle Fire	0	0	0	1	0	0	0	0	1

\* Note: Excludes cancelled calls beginning in April.

Month	# of Incidents	Avg Resp Time
Jan 2023	35	4:50
Feb 2023	25	4:21
Mar 2023	25	4:39
*Apr 2023	13	5:59
May 2023	30	5:32
Jun 2023	35	5:54
Jul 2023	26	4:58
Aug 2023	30	5:43



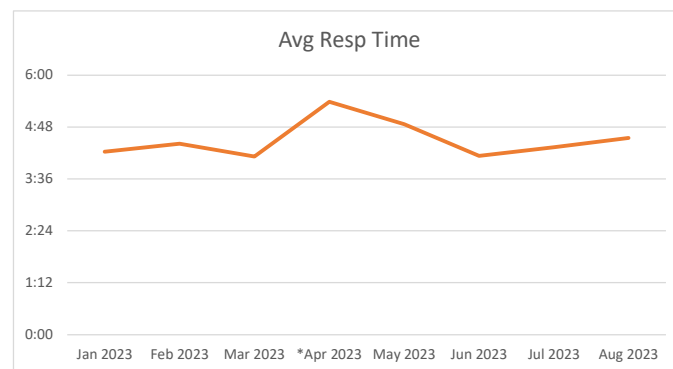
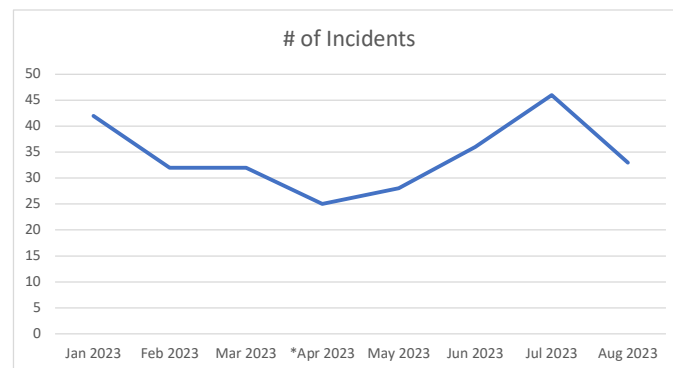


Village Fire Department  
 901 Corbindale Rd  
 Houston, TX, 77024  
 Phone# (713) 468-7941 Fax# (713) 468-5039

### August 2023 Summary - Spring Valley

Call/Incident Type/Detail	Jan 2023	Feb 2023	Mar 2023	Apr 2023	May 2023	Jun 2023	Jul 2023	Aug 2023	Total YTD
<b>TOTAL</b>	<b>42</b>	<b>32</b>	<b>32</b>	<b>25</b>	<b>30</b>	<b>41</b>	<b>49</b>	<b>37</b>	<b>288</b>
Adominal Pain	2	0	1	0	0	0	0	0	3
Allergic Reaction	1	0	0	0	0	0	0	1	2
Assult	0	0	0	0	0	0	0	1	1
Back Pain	0	1	1	0	0	0	0	0	2
Carbon Monoxide Detector No Symptoms	0	0	1	0	1	0	0	0	2
Cardiac/Respiratory Arrest	0	0	0	0	1	0	0	0	1
Check a Noxious Odor	0	0	1	0	0	0	0	0	1
Check for Fire	0	1	1	0	0	0	0	0	2
Check for the Smell of Natural Gas	1	1	0	1	0	0	0	0	3
Chest Pain	2	5	0	2	1	1	1	1	13
Child Locked in a Vehicle Engine and AC running	0	1	0	0	0	0	0	0	1
Difficulty Breathing	2	0	0	0	1	3	3	1	10
Drowning	0	0	0	0	0	0	1	0	1
Elevator Rescue	0	0	1	1	1	0	0	0	3
Fall Victim	0	1	3	1	1	3	2	1	12
Fire Alarm Business	2	2	0	1	3	2	1	0	11
Fire Alarm Church or School	2	1	0	0	0	4	0	2	9
Fire Alarm Residence	6	1	1	0	1	6	6	2	23
Gas Leak	0	1	1	0	0	1	0	0	3
HAZMAT Emergency	0	0	0	0	0	0	0	1	1
Headache - Stroke symptoms not present	0	0	1	0	0	0	0	0	1
Heart Problems	4	1	2	0	2	1	3	1	14
Heat/Cold Exposure	0	0	0	0	0	1	0	0	1
Hemorrhage/Laceration	2	0	0	0	0	1	2	1	6
House Fire	0	0	0	0	0	0	1	0	1
Injured Party	0	0	1	1	0	0	2	1	5
Medical Alarm	1	0	1	1	2	0	1	3	9
Motor Vehicle Collision	3	3	3	9	9	3	10	7	47
Motor Vehicle Collision with Entrapment	0	1	0	0	0	0	3	1	5
Overdose/Poisoning	0	0	1	0	0	1	0	0	2
Possible D.O.S.	0	0	0	1	0	0	0	0	1
Powerlines Down Arcing/Burning	1	0	0	1	2	1	0	2	7
Pregnancy/ Childbirth	1	0	0	0	0	0	0	0	1
Psychiatric Emergency	0	0	1	0	0	0	1	1	3
Seizures	0	2	1	0	1	0	0	1	5
Service Call Non-emergency	1	0	0	0	0	1	2	1	5
Sick Call	6	4	6	1	2	6	7	5	37
Stroke	0	2	1	0	0	3	1	0	7
Transformer Fire	0	0	0	1	1	1	0	0	3
Trash Fire	1	0	0	0	0	0	0	0	1
Traumatic Injury	0	0	1	0	0	0	0	0	1
Unconscious Party/Syncope	1	3	1	2	1	1	1	2	12
Unknown Medical Emergency	3	1	0	0	0	1	0	0	5
Vehicle Fire	0	0	1	2	0	0	1	1	5

Month	# of Incidents	Avg Resp Time
Jan 2023	42	4:14
Feb 2023	32	4:25
Mar 2023	32	4:07
*Apr 2023	25	5:23
May 2023	28	4:52
Jun 2023	36	4:08
Jul 2023	46	4:20
Aug 2023	33	4:33



\* Note: Excludes cancelled calls beginning in April.