



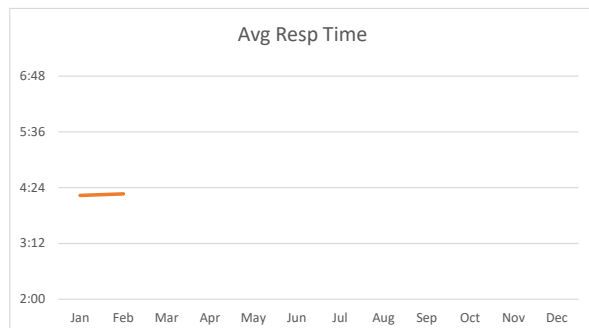
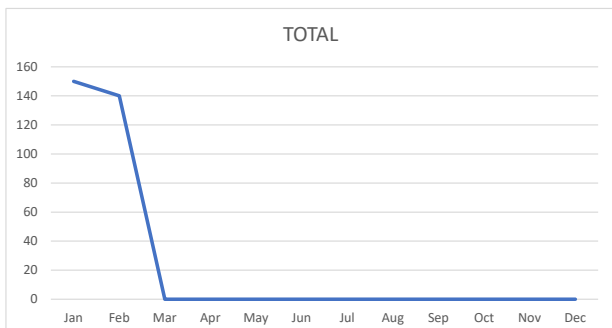
Village Fire Department
 901 Corbindale Rd
 Houston, TX, 77024
 Phone# (713) 468-7941 Fax# (713) 468-5039

2026 Summary - All Cities

Call/Incident Type/Detail	Jan	Feb	Mar	Apr	May	Jun	Jul	Aug	Sep	Oct	Nov	Dec	Total YTD
TOTAL	150	140	0	0	0	0	0	0	0	0	0	0	290
Abdominal Pain	1	1											2
Allergic Reaction	0	0											0
Animal Bite	0	0											0
Assault	1	0											1
Back Pain	0	1											1
Business Fire	1	0											1
Carbon Monoxide Alarm with Symptoms	3	1											4
Carbon Monoxide Detector No Symptoms	6	4											10
Cardiac/Respiratory Arrest	0	1											1
Check a Noxious Odor	0	1											1
Check for Fire	2	1											3
Check for the Smell of Natural Gas	5	2											7
Check for the Smell of Smoke	3	2											5
Chest Pain	4	8											12
Child Locked in a Vehicle Engine and AC running	0	0											0
Child Locked in a Vehicle Engine not running	0	0											0
Choking	0	1											1
Diabetic Emergency	1	2											3
Difficulty Breathing	9	8											17
Dumpster Fire Not near Structure	0	0											0
Elevator Rescue	1	2											3
Electrical Fire	0	0											0
Entrapment- Non MVC	0	0											0
Explosion	0	0											0
Fall Victim	11	9											20
Fire Alarm Business	3	5											8
Fire Alarm Church or School	0	4											4
Fire Alarm Residence	22	23											45
Gas Leak	2	2											4
Grass Fire	0	1											1
HAZMAT Emergency	0	0											0
Headache- Stroke symptoms not present	2	1											3
Heart Problems	2	4											6
Heat/Cold Exposure	0	0											0
Hemorrhage/Laceration	1	1											2
House Fire	3	0											3
Illegal Burning	0	1											1
Injured Party	1	3											4
Medical Alarm	3	1											4
Motor Vehicle Collision	13	16											29
Motor Vehicle Collision with Entrapment	0	1											1
Motor Vehicle vs Motorcycle	0	0											0
Motor Vehicle vs Pedestrian	0	0											0
Object Down in Roadway	0	0											0
Oven/Appliance Fire	0	0											0
Overdose/Poisoning	0	1											1
Possible D.O.S.	1	0											1
Powerlines Down Arcing/Burning	1	3											4
Pregnancy/ Childbirth	0	0											0
Psychiatric Emergency	3	3											6
Seizures	4	1											5
Service Call Non-emergency	18	9											27
Shooting/Stabbing	0	0											0
Sick Call	8	7											15
Smoke in Business	0	1											1
Smoke in Residence	0	1											1
Stroke	1	1											2
Transformer Fire	0	0											0
Trash Fire	1	0											1
Traumatic Injury	0	0											0
Unconscious Party/Syncope	8	4											12
Unknown Medical Emergency	3	1											4
Vehicle Fire	2	1											3

Month	# of Incidents*	Avg Resp Time
Jan	117	4:14
Feb	119	4:16
Mar		
Apr		
May		
Jun		
Jul		
Aug		
Sep		
Oct		
Nov		
Dec		
236		4:15

Does not include Cancelled, Disregard Enroute, Objects Down, and Nonemergency Service Calls
 Note: Nat'l Std Fire Response Time: 6:50
 Note: Nat'l Std Fire EMS Time: 6:30





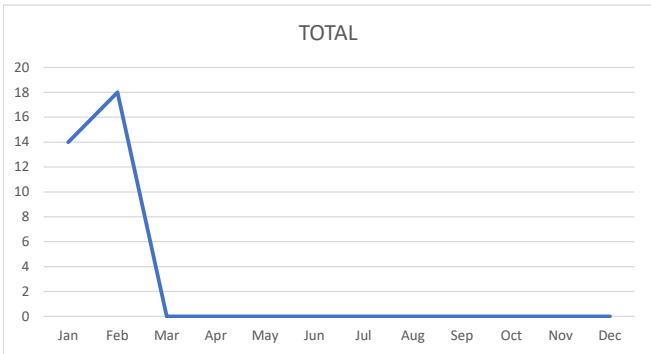
Village Fire Department
 901 Corbindale Rd
 Houston, TX, 77024
 Phone# (713) 468-7941 Fax# (713) 468-5039

2026 Summary - Bunker Hill

Call/Incident Type/Detail	Jan	Feb	Mar	Apr	May	Jun	Jul	Aug	Sep	Oct	Nov	Dec	Total YTD
TOTAL	14	18	0	0	0	0	0	0	0	0	0	0	32
Abdominal Pain	0	1											1
Allergic Reaction	0	0											0
Animal Bite	0	0											0
Carbon Monoxide Detector with Symptoms	0	0											0
Carbon Monoxide Detector No Symptoms	1	1											2
Cardiac/Respiratory Arrest	0	0											0
Check a Noxious Odor	0	1											1
Check for Fire	0	0											0
Check for the Smell of Natural Gas	0	0											0
Check for the Smell of Smoke	0	1											1
Chest Pain	0	0											0
Child Locked in a Vehicle Engine and AC running	0	0											0
Choking	0	0											0
Difficulty Breathing	1	0											1
Fall Victim	2	3											5
Fire Alarm Church or School	0	1											1
Fire Alarm Residence	3	3											6
Gas Leak	0	0											0
Grass Fire	0	1											1
Heart Problems	0	0											0
Heat/Cold Exposure	0	0											0
Headache- Stroke	1	0											1
Hemorrhage/Laceration	0	0											0
House Fire	0	0											0
Injured Party	0	0											0
Medical Alarm	0	0											0
Motor Vehicle Collision	0	1											1
Motor Vehicle vs Pedestrian	0	0											0
Motor Vehicle Collision with Entrapment	0	1											1
Object Down in Roadway	0	0											0
Oven/Appliance Fire	0	0											0
Overdose/Poisoning	0	0											0
Possible D.O.S.	0	0											0
Powerlines Down Arcing/Burning	0	0											0
Psychiatric Emergency	1	0											1
Seizures	1	0											1
Service Call Non-emergency	2	2											4
Sick Call	2	1											3
Smoke in Residence	0	1											1
Stroke	0	0											0
Transformer Fire	0	0											0
Unconscious Party/Syncope	0	0											0
Unknown Medical Emergency	0	0											0

Month	# of Incidents*	Avg Resp Time
Jan	9	5:10
Feb	14	5:18
Mar		
Apr		
May		
Jun		
Jul		
Aug		
Sep		
Oct		
Nov		
Dec		
<hr/>		
	23	5:14

Does not include Cancelled, Disregard Enroute, Objects Down, and Nonemergency Service Calls





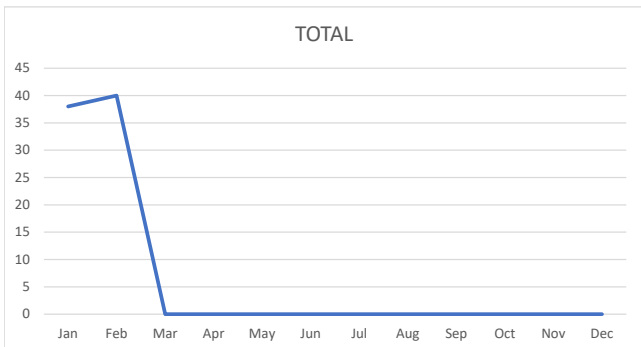
Village Fire Department
 901 Corbindale Rd
 Houston, TX, 77024
 Phone# (713) 468-7941 Fax# (713) 468-5039

2026 Summary - Hedwig

Call/Incident Type/Detail	Jan	Feb	Mar	Apr	May	Jun	Jul	Aug	Sep	Oct	Nov	Dec	Total YTD
TOTAL	38	40	0	0	0	0	0	0	0	0	0	0	78
Abdominal Pain	0	0											0
Allergic Reaction	0	0											0
Assault	1	0											1
Back Pain	0	1											1
Carbon Monoxide Detector No Symptoms	0	0											0
Cardiac/Respiratory Arrest	0	0											0
Check a Noxious Odor	0	0											0
Check for Fire	0	0											0
Check for the Smell of Natural Gas	0	2											2
Check for the Smell of Smoke	0	0											0
Chest Pain	2	1											3
Child Locked in a Vehicle Engine not running	0	0											0
Choking	0	1											1
Diabetic Emergency	0	1											1
Difficulty Breathing	1	3											4
Dumpster Fire Not near Structure	0	0											0
Electrical Fire	0	0											0
Elevator Rescue	1	2											3
Fall Victim	1	2											3
Fire Alarm Business	3	4											7
Fire Alarm Church or School	0	0											0
Fire Alarm Residence	4	5											9
Gas Leak	0	0											0
Grass Fire	0	0											0
HAZMAT Emergency	0	0											0
Heart Problems	1	3											4
Heat/Cold Exposure	0	0											0
Hemorrhage/Laceration	1	1											2
House Fire	1	0											1
Injured Party	1	3											4
Medical Alarm	0	0											0
Motor Vehicle Collision	6	3											9
Motor Vehicle vs Motorcycle	0	0											0
Motor Vehicle vs Pedestrian	0	0											0
Object Down in Roadway	0	0											0
Overdose/Poisoning	0	0											0
Possible D.O.S	0	0											0
Powerlines Down Arcing/Burning	0	0											0
Psychiatric Emergency	0	0											0
Seizures	3	1											4
Service Call Non-emergency	5	2											7
Shooting/ Stabbing	0	0											0
Sick Call	2	2											4
Smoke in Residence	0	0											0
Stroke	0	0											0
Transformer Fire	0	0											0
Trash Fire	0	0											0
Traumatic Injury	0	0											0
Unconscious Party/Syncope	3	2											5
Unknown Medical Emergency	2	1											3
Vehicle Fire	0	0											0

Month	# of Incidents*	Avg Resp Time
Jan	31	2:32
Feb	35	2:42
Mar		
Apr		
May		
Jun		
Jul		
Aug		
Sep		
Oct		
Nov		
Dec		
66		2:37

Does not include Cancelled, Disregard Enroute, Objects Down, and Nonemergency Service Calls





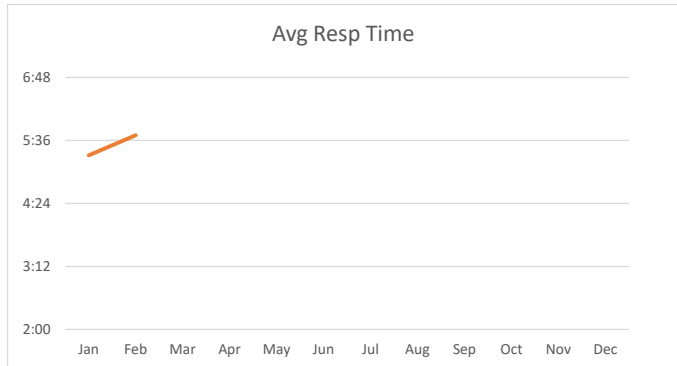
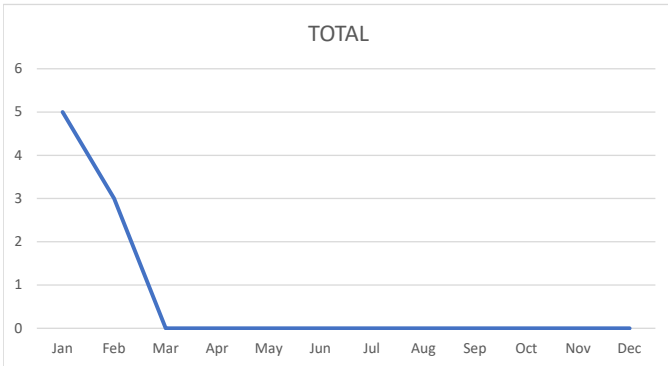
Village Fire Department
 901 Corbindale Rd
 Houston, TX, 77024
 Phone# (713) 468-7941 Fax# (713) 468-5039

2026 Summary - Hilshire

Call/Incident Type/Detail	Jan	Feb	Mar	Apr	May	Jun	Jul	Aug	Sep	Oct	Nov	Dec	Total YTD
TOTAL	5	3	0	0	0	0	0	0	0	0	0	0	8
Abdominal Pain	1	0											1
Carbon Monoxide Alarm with Symptoms	0	1											1
Cardiac/Respiratory Arrest	0	0											0
Chest Pain	0	1											1
Check for the Smell of Natural Gas	0	0											0
Diabetic Emergency	1	0											1
Difficulty Breathing	0	0											0
Dumpster Fire Not near Structure	0	0											0
Fall Victim	0	0											0
Fire Alarm Church or School	0	0											0
Fire Alarm Residence	2	0											2
Heart Problems	0	0											0
Hemorrhage/Laceration	0	0											0
House Fire	0	0											0
Medical Alarm	0	0											0
Motor Vehicle Collision	0	1											1
Overdose/Poisoning	0	0											0
Psychiatric Emergency	1	0											1
Service Call Non-emergency	0	0											0
Sick Call	0	0											0
Trash Fire	0	0											0
Traumatic Injury	0	0											0
Unconscious Party/Syncope	0	0											0
Unknown Medical Emergency	0	0											0
Vehicle Fire	0	0											0

Month	# of Incidents*	Avg Resp Time
Jan	4	5:19
Feb	3	5:42
Mar		
Apr		
May		
Jun		
Jul		
Aug		
Sep		
Oct		
Nov		
Dec		
7		5:30

Does not include Cancelled, Disregard Enroute, Objects Down, and Nonemergency Service Calls





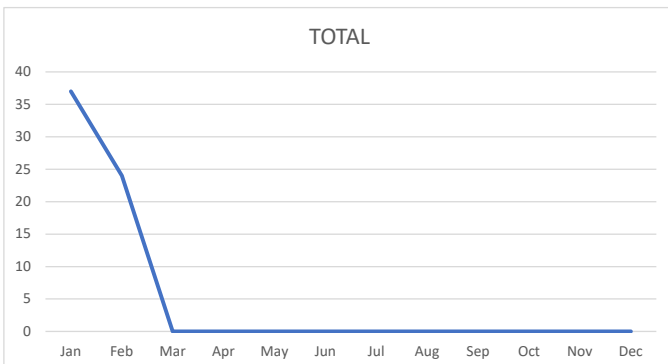
Village Fire Department
 901 Corbindale Rd
 Houston, TX, 77024
 Phone# (713) 468-7941 Fax# (713) 468-5039

2026 Summary - Hunters Creek

Call/Incident Type/Detail	Jan	Feb	Mar	Apr	May	Jun	Jul	Aug	Sep	Oct	Nov	Dec	Total YTD
TOTAL	37	24	0	0	0	0	0	0	0	0	0	0	61
Abdominal Pain	0	0											0
Allergic Reaction	0	0											0
Back Pain	0	0											0
Carbon Monoxide Alarm with Symptoms	3	0											3
Carbon Monoxide Detector No Symptoms	1	1											2
Cardiac/Respiratory Arrest	0	1											1
Check a Noxious Odor	0	0											0
Check for Fire	2	1											3
Check for the Smell of Natural Gas	2	0											2
Check for the Smell of Smoke	1	0											1
Chest Pain	0	2											2
Child Locked in a Vehicle Engine not running	0	0											0
Choking	0	0											0
Diabetic Emergency	0	0											0
Difficulty Breathing	1	1											2
Elevator Rescue	0	0											0
Entrapment- Non MVC	0	0											0
Fall Victim	6	0											6
Fire Alarm Business	0	1											1
Fire Alarm Church or School	0	0											0
Fire Alarm Residence	8	6											14
Gas Leak	1	0											1
Heart Problems	0	1											1
Hemorrhage/Laceration	0	0											0
House Fire	1	0											1
Illegal Burning	0	1											1
Injured Party	0	0											0
Medical Alarm	1	1											2
Motor Vehicle Collision	3	1											4
Motor Vehicle Collision with Entrapment	0	0											0
Motor Vehicle vs Motorcycle	0	0											0
Motor Vehicle vs Pedestrian	0	0											0
Object Down in Roadway	0	0											0
Overdose/Poisoning	0	0											0
Possible D.O.S	0	0											0
Powerlines Down Arcing/Burning	1	0											1
Psychiatric Emergency	0	2											2
Seizures	0	0											0
Service Call Non-emergency	4	1											5
Sick Call	0	3											3
Stroke	0	0											0
Transformer Fire	0	0											0
Traumatic Injury	0	0											0
Unconscious Party/Syncope	1	1											2
Unknown Medical Emergency	0	0											0
Vehicle Fire	1	0											1

Month	# of Incidents*	Avg Resp Time
Jan	27	5:28
Feb	19	5:30
Mar		
Apr		
May		
Jun		
Jul		
Aug		
Sep		
Oct		
Nov		
Dec		
Total	46	5:29

Does not include Cancelled, Disregard Enroute, Objects Down, and Nonemergency Service Calls





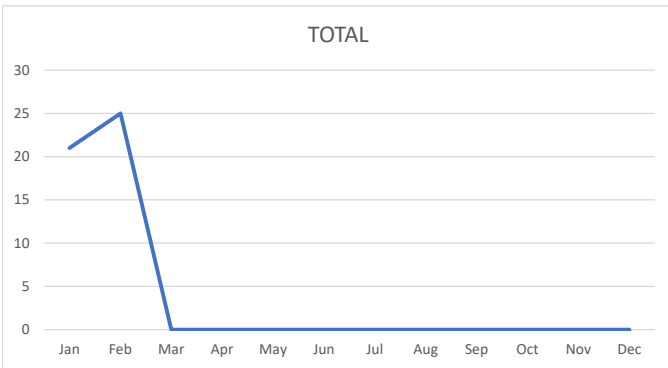
Village Fire Department
 901 Corbindale Rd
 Houston, TX, 77024
 Phone# (713) 468-7941 Fax# (713) 468-5039

2026 Summary - Piney Point

Call/Incident Type/Detail	Jan	Feb	Mar	Apr	May	Jun	Jul	Aug	Sep	Oct	Nov	Dec	Total YTD
TOTAL	21	25	0	0	0	0	0	0	0	0	0	0	46
Abdominal Pain	0	0											0
Carbon Monoxide Detector with Symptoms	0	0											0
Carbon Monoxide Detector No Symptoms	0	1											1
Cardiac/Respiratory Arrest	0	0											0
Check a Noxious Odor	0	0											0
Check for Fire	0	0											0
Check for the Smell of Natural Gas	2	0											2
Check for the Smell of Smoke	0	1											1
Chest Pain	0	0											0
Choking	0	0											0
Elevator Rescue	0	0											0
Difficulty Breathing	1	2											3
Fall Victim	1	1											2
Fire Alarm Business	0	0											0
Fire Alarm Church or School	0	3											3
Fire Alarm Residence	3	7											10
Gas Leak	1	0											1
Headache- Stroke symptoms not present	0	0											0
Heart Problems	0	0											0
Hemorrhage/Laceration	0	0											0
House Fire	1	0											1
Injured Party	0	0											0
Medical Alarm	1	0											1
Motor Vehicle Collision	1	3											4
Motor Vehicle vs Pedestrian	0	0											0
Object Down in Roadway	0	0											0
Overdose/Poisoning	0	1											1
Possible D.O.S.	1	0											1
Powerlines Down Arcing/Burning	0	2											2
Psychiatric Emergency	0	0											0
Seizures	0	0											0
Service Call Non-emergency	3	3											6
Sick Call	3	0											3
Smoke in Business	0	1											1
Smoke in Residence	0	0											0
Stroke	0	0											0
Transformer Fire	0	0											0
Traumatic Injury	0	0											0
Unconscious Party/Syncope	2	0											2
Unknown Medical Emergency	1	0											1

Month	# of Incidents*	Avg Resp Time
Jan	16	4:22
Feb	20	4:52
Mar		
Apr		
May		
Jun		
Jul		
Aug		
Sep		
Oct		
Nov		
Dec		
36		4:37

Does not include Cancelled, Disregard Enroute, Objects Down, and Nonemergency Service Calls





Village Fire Department
 901 Corbindale Rd
 Houston, TX, 77024
 Phone# (713) 468-7941 Fax# (713) 468-5039

2026 Summary - Spring Valley

Call/Incident Type/Detail	Jan	Feb	Mar	Apr	May	Jun	Jul	Aug	Sep	Oct	Nov	Dec	Total YTD
TOTAL	35	30	0	0	0	0	0	0	0	0	0	0	65
Abdominal Pain	0	0											0
Allergic Reaction	0	0											0
Back Pain	0	0											0
Business Fire	1	0											1
Carbon Monoxide Detector No Symptoms	4	1											5
Cardiac/Respiratory Arrest	0	0											0
Check a Noxious Odor	0	0											0
Check for Fire	0	0											0
Check for the Smell of Natural Gas	1	0											1
Check for the Smell of Smoke	2	0											2
Chest Pain	2	4											6
Child Locked in a Vehicle Engine not running	0	0											0
Choking	0	0											0
Diabetic Emergency	0	1											1
Difficulty Breathing	5	2											7
Elevator Rescue	0	0											0
Entrapment- Non MVC	0	0											0
Explosion	0	0											0
Fall Victim	1	3											4
Fire Alarm Business	0	0											0
Fire Alarm Church or School	0	0											0
Fire Alarm Residence	2	2											4
Gas Leak	0	2											2
Grass Fire	0	0											0
Headache- Stroke symptoms not present	1	1											2
Heart Problems	1	0											1
Heat/Cold Exposure	0	0											0
Hemorrhage/Laceration	0	0											0
Injured Party	0	0											0
Medical Alarm	1	0											1
Motor Vehicle Collision	3	7											10
Motor Vehicle Collision with Entrapment	0	0											0
Motor Vehicle vs Motorcycle	0	0											0
Motor Vehicle vs Pedestrian	0	0											0
Object Down in Roadway	0	0											0
Overdose/Poisoning	0	0											0
Possible D.O.S.	0	0											0
Powerlines Down Arcing/Burning	0	1											1
Pregnancy/ Childbirth	0	0											0
Psychiatric Emergency	1	1											2
Seizures	0	0											0
Service Call Non-emergency	4	1											5
Shooting/Stabbing	0	0											0
Sick Call	1	1											2
Smoke in Business	0	0											0
Stroke	1	1											2
Transformer Fire	0	0											0
Trash Fire	1	0											1
Unconscious Party/Syncope	2	1											3
Unknown Medical Emergency	0	0											0
Vehicle Fire	1	1											2

Month	# of Incidents*	Avg Resp Time
Jan	30	4:22
Feb	28	4:19
Mar		
Apr		
May		
Jun		
Jul		
Aug		
Sep		
Oct		
Nov		
Dec		
<hr/>		
	58	4:20

Does not include Cancelled, Disregard Enroute, Objects Down, and Nonemergency Service Calls

