



Village Fire Department
901 Corbindale Rd
Houston, TX, 77024
Phone# (713) 468-7941 Fax# (713) 468-5039

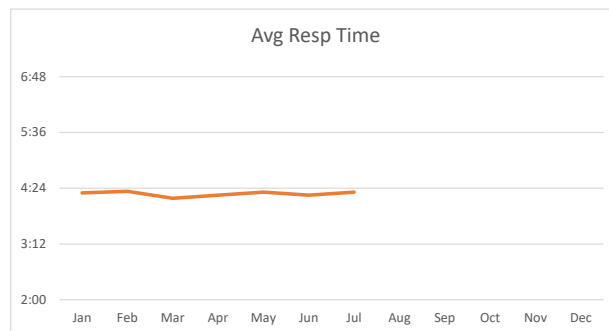
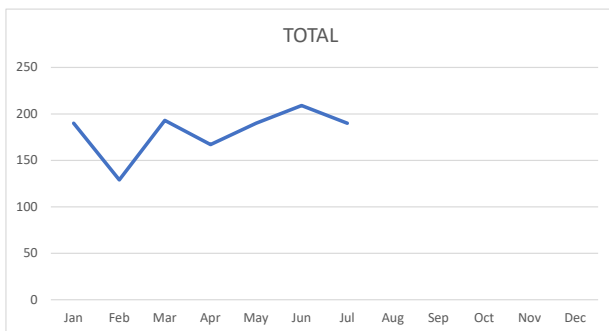
July 2025 Summary - All Cities

Call/Incident Type/Detail	Jan	Feb	Mar	Apr	May	Jun	Jul	Aug	Sep	Oct	Nov	Dec	Total YTD
TOTAL	190	129	193	167	190	209	190						1268
Abdominal Pain	1	2	4	2	0	6	3						18
Allergic Reaction	0	1	1	0	0	0	0						2
Animal Bite	0	0	0	0	1	0	0						1
Back Pain	0	0	1	0	0	2	1						4
Carbon Monoxide Alarm with Symptoms	0	0	0	0	1	0	0						1
Carbon Monoxide Detector No Symptoms	5	2	2	3	2	4	6						24
Cardiac/Respiratory Arrest	1	2	1	2	0	1	2						9
Check a Noxious Odor	1	2	1	0	2	1	1						8
Check for Fire	0	2	0	3	4	2	6						17
Check for the Smell of Natural Gas	5	1	9	4	1	1	2						23
Check for the Smell of Smoke	1	0	1	2	1	2	1						8
Chest Pain	5	1	7	2	11	7	7						40
Child Locked in a Vehicle Engine not running	0	0	0	0	2	2	0						4
Choking	0	0	0	2	1	0	0						3
Diabetic Emergency	0	1	0	0	1	1	1						4
Difficulty Breathing	11	4	9	5	4	9	4						46
Dumpster Fire Not near Structure	0	0	0	0	1	0	1						2
Elevator Rescue	0	0	0	1	0	1	3						5
Fall Victim	12	10	15	12	11	14	14						88
Fire Alarm Business	23	4	5	4	8	9	5						58
Fire Alarm Church or School	4	3	9	11	4	10	8						49
Fire Alarm Residence	31	23	18	25	28	35	49						209
Gas Leak	4	3	1	2	1	3	1						15
Grass Fire	0	0	0	0	2	0	0						2
Headache- Stroke symptoms not present	0	0	0	0	0	1	0						1
Heart Problems	8	4	7	8	8	5	13						53
Heat/Cold Exposure	0	0	0	0	0	1	1						2
Hemorrhage/Laceration	1	3	4	4	2	1	0						15
House Fire	1	1	0	2	0	0	1						5
Injured Party	4	2	5	2	4	5	0						22
Medical Alarm	3	1	2	3	2	1	6						18
Motor Vehicle Collision	22	14	23	11	15	19	11						115
Motor Vehicle Collision with Entrapment	1	0	0	0	0	0	0						1
Motor Vehicle vs Motorcycle	0	1	0	1	1	0	0						3
Motor Vehicle vs Pedestrian	0	0	0	2	2	2	0						6
Object Down in Roadway	0	0	3	5	0	3	1						12
Oven/Appliance Fire	0	0	1	0	1	0	0						2
Overdose/Poisoning	0	3	2	0	1	0	1						7
Possible D.O.S.	1	0	0	0	0	1	0						2
Powerlines Down Arcing/Burning	1	0	4	1	2	4	3						15
Psychiatric Emergency	2	2	4	3	6	1	4						22
Seizures	0	0	4	2	0	1	4						11
Service Call Non-emergency	11	8	10	7	14	16	16						82
Shooting/Stabbing	0	0	0	1	0	0	0						1
Sick Call	9	12	16	17	19	15	8						96
Smoke in Business	0	0	0	0	0	1	0						1
Smoke in Residence	2	0	0	0	0	0	0						2
Stroke	3	2	3	4	3	1	2						18
Transformer Fire	0	1	0	3	1	1	0						6
Trash Fire	0	0	1	0	0	0	0						1
Traumatic Injury	0	1	0	2	1	2	0						6
Unconscious Party/Syncope	10	8	12	8	15	9	3						65
Unknown Medical Emergency	6	3	5	1	6	3	0						24
Vehicle Fire	1	2	3	0	1	6	1						14

Month	# of Incidents	Avg Resp Time
Jan	144	4:18
Feb	105	4:20
Mar	161	4:11
Apr	135	4:15
May	156	4:19
Jun	166	4:15
Jul	146	4:19
Aug		
Sep		
Oct		
Nov		
Dec		
1013		4:16

Note: Nat'l Std Fire Response Time: 6:50

Note: Nat'l Std Fire EMS Time: 6:30



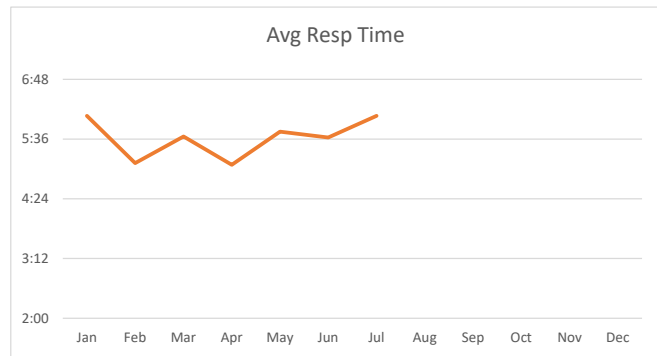
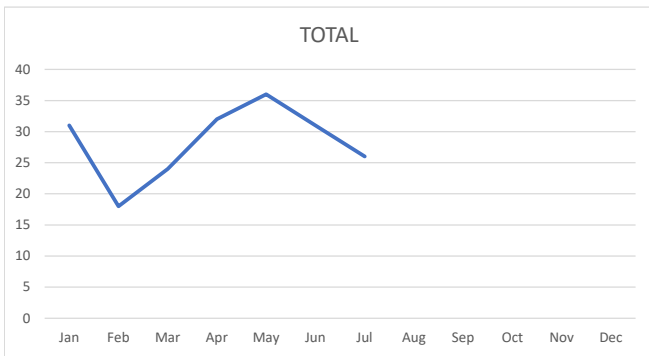


Village Fire Department
901 Corbindale Rd
Houston,TX,77024
Phone# (713) 468-7941 Fax# (713) 468-5039

July 2025 Summary - Bunker Hill

Call/Incident Type/Detail	Jan	Feb	Mar	Apr	May	Jun	Jul	Aug	Sep	Oct	Nov	Dec	Total YTD
TOTAL	31	18	24	32	36	31	26						198
Abdominal Pain	0	0	1	0	0	0	1						2
Allergic Reaction	0	1	0	0	0	0	0						1
Animal Bite	0	0	0	0	1	0	0						1
Carbon Monoxide Detector No Symptoms	2	0	2	0	0	0	4						8
Cardiac/Respiratory Arrest	0	0	0	0	0	0	1						1
Check a Noxious Odor	0	0	0	0	1	0	1						2
Check for Fire	0	1	0	1	1	1	0						4
Check for the Smell of Natural Gas	1	0	2	1	0	1	1						6
Check for the Smell of Smoke	1	0	0	0	0	0	0						1
Chest Pain	0	0	1	2	2	0	2						7
Choking	0	0	0	1	0	0	0						1
Difficulty Breathing	4	1	0	0	1	2	0						8
Fall Victim	3	1	0	2	2	2	2						12
Fire Alarm Church or School	2	0	0	1	0	0	1						4
Fire Alarm Residence	5	5	3	6	11	8	5						43
Gas Leak	1	0	0	1	0	0	0						2
Heart Problems	1	0	2	0	1	1	2						7
Hemorrhage/Laceration	0	1	0	2	0	0	0						3
House Fire	0	1	0	0	0	0	1						2
Injured Party	0	1	0	0	2	1	0						4
Medical Alarm	1	0	1	0	0	0	1						3
Motor Vehicle Collision	2	1	3	0	2	1	0						9
Motor Vehicle vs Pedestrian	0	0	0	0	1	1	0						2
Object Down in Roadway	0	0	1	0	0	1	1						3
Oven/Appliance Fire	0	0	1	0	1	0	0						2
Overdose/Poisoning	0	1	0	0	0	0	0						1
Possible D.O.S.	0	0	0	0	0	1	0						1
Powerlines Down Arcing/Burning	0	0	0	0	1	0	0						1
Seizures	0	0	1	1	0	1	0						3
Service Call Non-emergency	5	3	3	4	1	5	2						23
Sick Call	1	0	0	8	4	1	1						15
Stroke	0	0	1	0	2	1	0						4
Transformer Fire	0	0	0	1	0	1	0						2
Unconscious Party/Syncope	1	1	2	1	2	1	0						8
Unknown Medical Emergency	1	0	0	0	0	1	0						2

Month	# of Incidents	Avg Resp Time
Jan	21	6:04
Feb	10	5:07
Mar	16	5:39
Apr	24	5:05
May	33	5:45
Jun	22	5:38
Jul	20	6:04
Aug		
Sep		
Oct		
Nov		
Dec		
<hr/>		
146		5:37



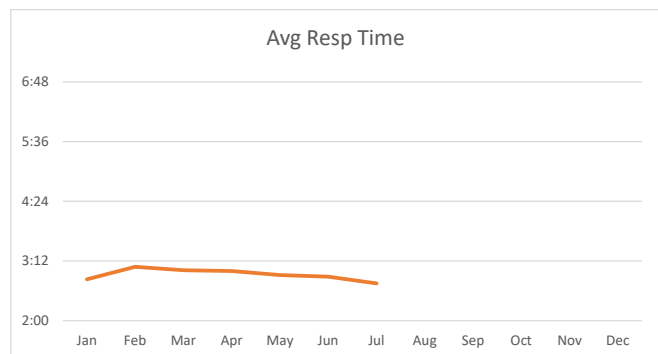
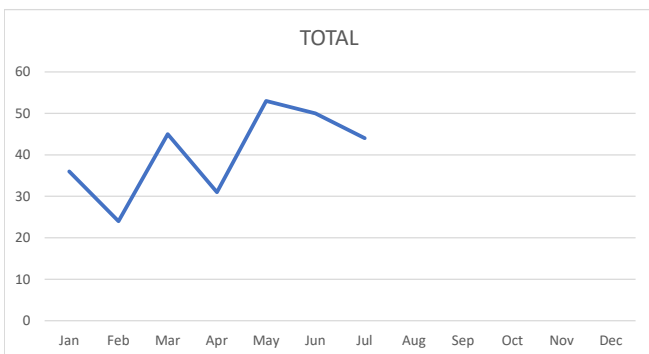


Village Fire Department
901 Corbindale Rd
Houston,TX,77024
Phone# (713) 468-7941 Fax# (713) 468-5039

July 2025 Summary - Hedwig

Call/Incident Type/Detail	Jan	Feb	Mar	Apr	May	Jun	Jul	Aug	Sep	Oct	Nov	Dec	Total YTD
TOTAL	46	27	48	32	60	60	48						321
Abdominal Pain	1	0	0	1	0	2	0						4
Back Pain	0	0	0	0	0	0	1						1
Carbon Monoxide Detector No Symptoms	0	0	0	0	0	0	1						1
Cardiac/Respiratory Arrest	0	0	1	0	0	0	0						1
Check a Noxious Odor	0	1	1	0	0	0	0						2
Check for Fire	0	1	0	0	2	0	1						4
Check for the Smell of Natural Gas	1	0	1	2	1	0	1						6
Check for the Smell of Smoke	0	0	1	0	0	1	0						2
Chest Pain	2	1	1	0	3	3	4						14
Child Locked in a Vehicle Engine not running	0	0	0	0	0	1	0						1
Diabetic Emergency	0	1	0	0	0	1	0						2
Difficulty Breathing	2	0	4	1	0	5	1						13
Dumpster Fire Not near Structure	0	0	0	0	1	0	1						2
Elevator Rescue	0	0	0	0	0	0	2						2
Fall Victim	4	2	6	4	6	5	3						30
Fire Alarm Business	12	2	3	1	5	7	2						32
Fire Alarm Church or School	0	0	2	0	1	2	3						8
Fire Alarm Residence	3	1	1	1	3	2	1						12
Gas Leak	1	0	0	0	0	0	0						1
Grass Fire	0	0	0	0	1	0	0						1
Heart Problems	0	2	0	3	4	3	6						18
Heat/Cold Exposure	0	0	0	0	0	0	1						1
Hemorrhage/Laceration	1	0	0	0	1	0	0						2
Injured Party	2	1	1	0	1	2	0						7
Medical Alarm	0	0	0	0	1	0	1						2
Motor Vehicle Collision	4	3	6	3	3	4	4						27
Motor Vehicle vs Motorcycle	0	0	0	0	1	0	0						1
Motor Vehicle vs Pedestrian	0	0	0	1	1	0	0						2
Overdose/Poisoning	0	0	0	0	0	0	1						1
Powerlines Down Arcing/Burning	1	0	1	1	0	2	2						7
Psychiatric Emergency	1	1	1	2	1	0	0						6
Seizures	0	0	2	0	0	0	4						6
Service Call Non-emergency	2	2	3	1	4	7	2						21
Sick Call	3	4	2	4	9	3	4						29
Smoke in Residence	1	0	0	0	0	0	0						1
Stroke	0	0	1	3	0	0	0						4
Transformer Fire	0	1	0	1	0	0	0						2
Traumatic Injury	0	0	0	1	0	0	0						1
Unconscious Party/Syncope	1	3	5	2	9	5	2						27
Unknown Medical Emergency	3	1	3	0	2	1	0						10
Vehicle Fire	1	0	2	0	0	4	0						7

Month	# of Incidents	Avg Resp Time
Jan	36	2:50
Feb	24	3:05
Mar	45	3:01
Apr	31	3:00
May	53	2:55
Jun	50	2:53
Jul	44	2:45
Aug		
Sep		
Oct		
Nov		
Dec		
283		2:55



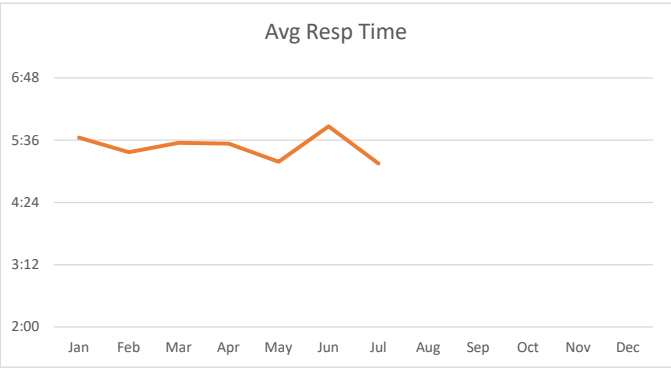
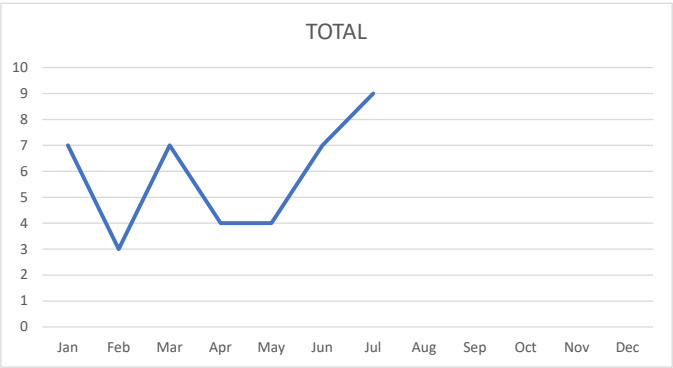


Village Fire Department
901 Corbindale Rd
Houston, TX, 77024
Phone# (713) 468-7941 Fax# (713) 468-5039

July 2025 Summary - Hilshire

Call/Incident Type/Detail	Jan	Feb	Mar	Apr	May	Jun	Jul	Aug	Sep	Oct	Nov	Dec	Total YTD
TOTAL	7	3	7	4	4	7	9						41
Abdominal Pain	0	1	0	0	0	1	0						2
Cardiac/Respiratory Arrest	1	0	0	1	0	0	0						2
Difficulty Breathing	1	0	1	0	0	0	0						2
Fall Victim	0	0	1	0	0	0	0						1
Fire Alarm Church or School	0	0	0	1	0	1	0						2
Fire Alarm Residence	1	0	0	1	0	1	3						6
Heart Problems	1	0	0	0	0	0	1						2
Medical Alarm	0	0	0	1	0	0	0						1
Motor Vehicle Collision	1	1	1	0	1	1	2						7
Overdose/Poisoning	0	1	0	0	0	0	0						1
Psychiatric Emergency	1	0	1	0	0	0	2						4
Service Call Non-emergency	0	0	0	0	0	0	1						1
Sick Call	0	0	0	0	0	2	0						2
Trash Fire	0	0	1	0	0	0	0						1
Traumatic Injury	0	0	0	0	1	0	0						1
Unconscious Party/Syncope	1	0	1	0	0	0	0						2
Unknown Medical Emergency	0	0	0	0	1	0	0						1
Vehicle Fire	0	0	1	0	1	1	0						3

Month	# of Incidents	Avg Resp Time
Jan	7	5:39
Feb	3	5:22
Mar	7	5:33
Apr	2	5:32
May	4	5:11
Jun	6	5:52
Jul	7	5:09
Aug		
Sep		
Oct		
Nov		
Dec		
36		5:28



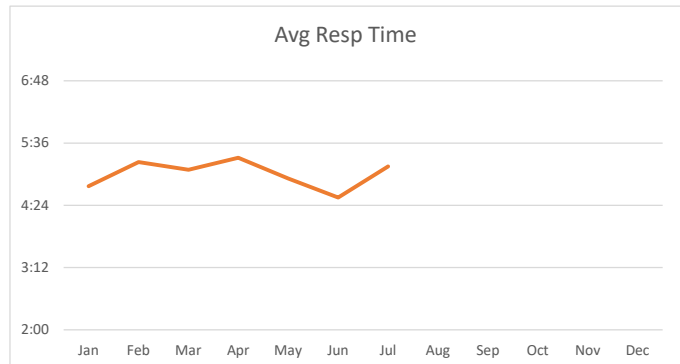
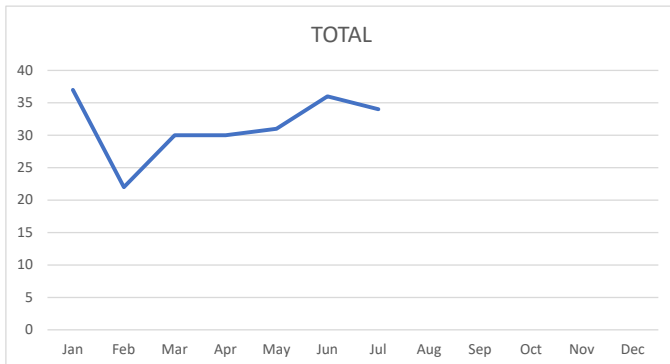


Village Fire Department
901 Corbindale Rd
Houston, TX, 77024
Phone# (713) 468-7941 Fax# (713) 468-5039

July 2025 Summary - Hunters Creek

Call/Incident Type/Detail	Jan	Feb	Mar	Apr	May	Jun	Jul	Aug	Sep	Oct	Nov	Dec	Total YTD
TOTAL	37	22	30	30	31	36	34						220
Abdominal Pain	0	0	2	1	0	2	1						6
Allergic Reaction	0	0	1	0	0	0	0						1
Carbon Monoxide Alarm with Symptoms	0	0	0	0	1	0	0						1
Carbon Monoxide Detector No Symptoms	1	2	0	0	0	2	0						5
Cardiac/Respiratory Arrest	0	0	0	0	0	1	0						1
Check a Noxious Odor	0	1	0	0	0	0	0						1
Check for Fire	0	0	0	0	1	0	3						4
Check for the Smell of Natural Gas	1	0	1	1	0	0	0						3
Check for the Smell of Smoke	0	0	0	1	0	1	0						2
Chest Pain	0	0	1	0	0	1	0						2
Child Locked in a Vehicle Engine not running	0	0	0	0	2	0	0						2
Diabetic Emergency	0	0	0	0	0	0	1						1
Difficulty Breathing	1	0	1	2	2	0	1						7
Elevator Rescue	0	0	0	0	0	1	0						1
Fall Victim	3	1	4	2	1	2	4						17
Fire Alarm Business	2	0	1	1	2	1	1						8
Fire Alarm Church or School	0	0	0	0	0	1	0						1
Fire Alarm Residence	15	9	6	10	7	13	17						77
Gas Leak	0	1	0	1	1	0	0						3
Heart Problems	3	1	1	0	0	0	1						6
Hemorrhage/Laceration	0	1	1	0	1	0	0						3
House Fire	0	0	0	1	0	0	0						1
Injured Party	1	0	2	1	0	1	0						5
Medical Alarm	0	1	0	0	1	0	0						2
Motor Vehicle Collision	2	2	4	1	4	3	1						17
Motor Vehicle Collision with Entrapment	1	0	0	0	0	0	0						1
Motor Vehicle vs Motorcycle	0	0	0	1	0	0	0						1
Motor Vehicle vs Pedestrian	0	0	0	0	0	1	0						1
Object Down in Roadway	0	0	0	1	0	1	0						2
Overdose/Poisoning	0	0	1	0	1	0	0						2
Psychiatric Emergency	0	0	0	0	2	0	0						2
Seizures	0	0	1	0	0	0	0						1
Service Call Non-emergency	0	0	0	1	0	2	1						4
Sick Call	1	3	2	1	2	0	1						10
Stroke	2	0	0	1	0	0	1						4
Traumatic Injury	0	0	0	0	0	1	0						1
Unconscious Party/Syncope	4	0	1	2	2	2	0						11
Unknown Medical Emergency	0	0	0	1	1	0	0						2
Vehicle Fire	0	0	0	0	0	0	1						1

Month	# of Incidents	Avg Resp Time
Jan	29	4:46
Feb	16	5:14
Mar	27	5:05
Apr	23	5:19
May	22	4:55
Jun	25	4:33
Jul	25	5:09
Aug		
Sep		
Oct		
Nov		
Dec		
167		5:00



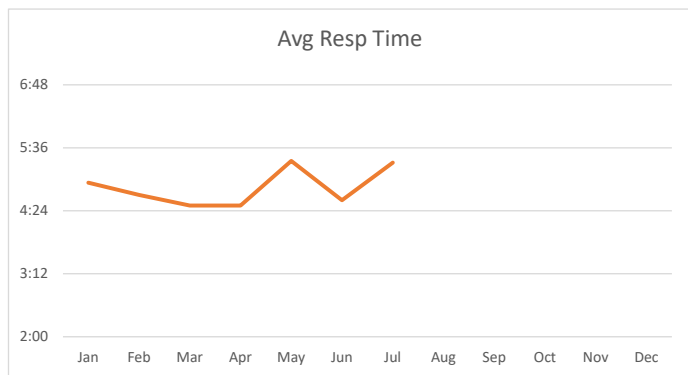
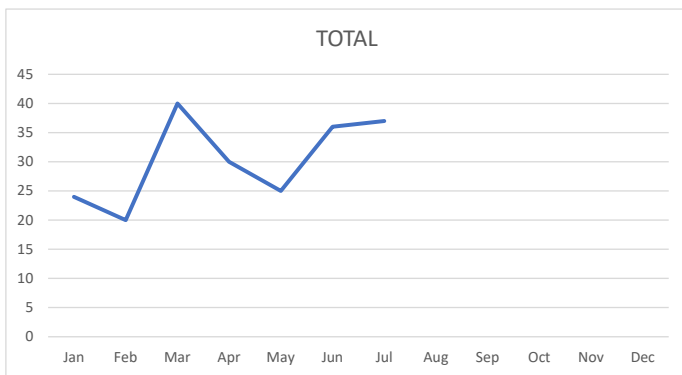


Village Fire Department
901 Corbindale Rd
Houston, TX, 77024
Phone# (713) 468-7941 Fax# (713) 468-5039

July 2025 Summary - Piney Point

Call/Incident Type/Detail	Jan	Feb	Mar	Apr	May	Jun	Jul	Aug	Sep	Oct	Nov	Dec	Total YTD
TOTAL	24	20	40	30	25	36	37						212
Abdominal Pain	0	0	1	0	0	1	0						2
Carbon Monoxide Detector No Symptoms	2	0	0	0	1	2	1						6
Cardiac/Respiratory Arrest	0	1	0	0	0	0	0						1
Check a Noxious Odor	1	0	0	0	1	0	0						2
Check for Fire	0	0	0	0	0	1	1						2
Check for the Smell of Natural Gas	1	0	2	0	0	0	0						3
Check for the Smell of Smoke	0	0	0	0	1	0	1						2
Chest Pain	1	0	1	0	3	0	0						5
Choking	0	0	0	1	0	0	0						1
Elevator Rescue	0	0	0	0	0	0	0						0
Difficulty Breathing	0	0	1	1	1	1	1						5
Fall Victim	2	3	3	1	0	2	3						14
Fire Alarm Business	0	0	1	1	0	0	0						2
Fire Alarm Church or School	1	2	7	7	2	3	1						23
Fire Alarm Residence	5	5	8	6	5	8	18						55
Gas Leak	1	0	0	0	0	1	0						2
Headache- Stroke symptoms not present	0	0	0	0	0	1	0						1
Heart Problems	1	0	1	0	1	0	0						3
Hemorrhage/Laceration	0	0	0	1	0	0	0						1
House Fire	0	0	0	1	0	0	0						1
Injured Party	0	0	0	0	0	1	0						1
Medical Alarm	1	0	1	2	0	1	1						6
Motor Vehicle Collision	1	1	2	3	1	5	0						13
Object Down in Roadway	0	0	2	2	0	1	0						5
Overdose/Poisoning	0	1	0	0	0	0	0						1
Powerlines Down Arcing/Burning	0	0	1	0	0	1	1						3
Psychiatric Emergency	0	0	1	0	2	0	1						4
Service Call Non-emergency	3	3	2	0	5	1	7						21
Sick Call	2	1	5	1	2	4	1						16
Smoke in Residence	1	0	0	0	0	0	0						1
Stroke	0	1	1	0	0	0	0						2
Transformer Fire	0	0	0	1	0	0	0						1
Traumatic Injury	0	1	0	1	0	1	0						3
Unconscious Party/Syncope	1	1	0	1	0	0	0						3
Unknown Medical Emergency	0	0	0	0	0	1	0						1

Month	# of Incidents	Avg Resp Time
Jan	16	4:56
Feb	14	4:42
Mar	26	4:30
Apr	23	4:30
May	15	5:21
Jun	27	4:36
Jul	22	5:19
Aug		
Sep		
Oct		
Nov		
Dec		
143		4:50





Village Fire Department
901 Corbindale Rd
Houston, TX, 77024
Phone# (713) 468-7941 Fax# (713) 468-5039

July 2025 Summary - Spring Valley

Call/Incident Type/Detail	Jan	Feb	Mar	Apr	May	Jun	Jul	Aug	Sep	Oct	Nov	Dec	Total YTD
TOTAL	44	39	42	36	34	39	34						268
Abdominal Pain	0	1	0	0	0	0	1						2
Back Pain	0	0	1	0	0	2	0						3
Carbon Monoxide Detector No Symptoms	0	0	0	2	1	0	0						3
Cardiac/Respiratory Arrest	0	1	0	1	0	0	1						3
Check a Noxious Odor	0	0	0	0	0	1	0						1
Check for Fire	0	0	0	2	0	0	1						3
Check for the Smell of Natural Gas	1	1	3	0	0	0	0						5
Check for the Smell of Smoke	0	0	0	1	0	0	0						1
Chest Pain	2	0	3	0	3	3	1						12
Child Locked in a Vehicle Engine not running	0	0	0	0	0	1	0						1
Choking	0	0	0	0	1	0	0						1
Diabetic Emergency	0	0	0	0	1	0	0						1
Difficulty Breathing	3	3	2	1	0	1	2						12
Elevator Rescue	0	0	0	1	0	0	0						1
Fall Victim	0	3	1	3	2	3	2						14
Fire Alarm Business	9	2	0	1	1	1	2						16
Fire Alarm Church or School	1	1	0	2	1	3	3						11
Fire Alarm Residence	2	3	0	1	2	3	4						15
Gas Leak	1	2	1	0	0	2	1						7
Grass Fire	0	0	0	0	1	0	0						1
Heart Problems	2	1	3	5	2	1	3						17
Heat/Cold Exposure	0	0	0	0	0	1	0						1
Hemorrhage/Laceration	0	1	3	0	0	1	0						5
Injured Party	1	0	2	1	1	0	0						5
Medical Alarm	1	0	0	0	0	0	2						3
Motor Vehicle Collision	12	6	6	4	4	5	4						41
Motor Vehicle vs Motorcycle	0	1	0	0	0	0	0						1
Motor Vehicle vs Pedestrian	0	0	0	1	0	0	0						1
Object Down in Roadway	0	0	0	1	0	0	0						1
Overdose/Poisoning	0	0	1	0	0	0	0						1
Possible D.O.S.	1	0	0	0	0	0	0						1
Powerlines Down Arcing/Burning	0	0	2	0	1	1	0						4
Psychiatric Emergency	0	1	1	1	1	1	1						6
Seizures	0	0	0	1	0	0	0						1
Service Call Non-emergency	1	0	1	1	4	1	3						11
Shooting/Stabbing	0	0	0	1	0	0	0						1
Sick Call	2	4	7	3	2	5	1						24
Smoke in Business	0	0	0	0	0	1	0						1
Stroke	1	1	0	0	1	0	1						4
Transformer Fire	0	0	0	0	1	0	0						1
Unconscious Party/Syncope	2	3	3	2	2	1	1						14
Unknown Medical Emergency	2	2	2	0	2	0	0						8
Vehicle Fire	0	2	0	0	0	1	0						3

Month	# of Incidents	Avg Resp Time
Jan	35	3:46
Feb	38	4:19
Mar	40	3:53
Apr	32	3:47
May	29	4:09
Jun	36	4:34
Jul	28	3:46
Aug		
Sep		
Oct		
Nov		
Dec		
238		4:02

