



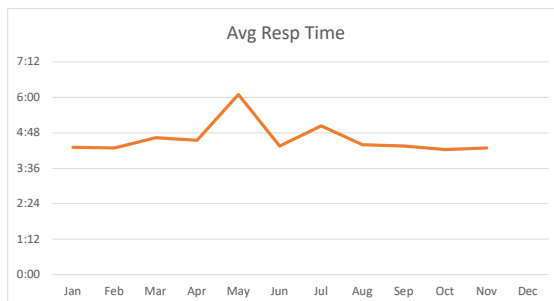
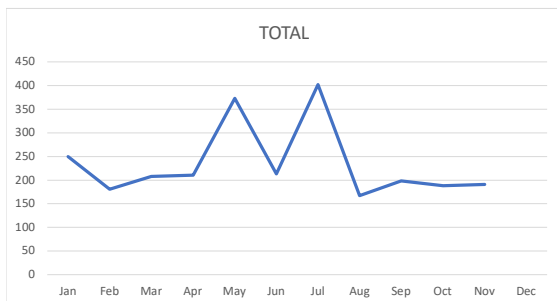
Village Fire Department
 901 Corbindale Rd
 Houston, TX, 77024
 Phone# (713) 468-7941 Fax# (713) 468-5039

November 2024 Summary - All Cities

Call/Incident Type/Detail	Jan	Feb	Mar	Apr	May	Jun	Jul	Aug	Sep	Oct	Nov	Dec	Total YTD
TOTAL	250	181	208	211	373	213	402	167	198	188	191		2582
Abdominal Pain	0	1	1	2	4	3	2	2	1	5	1		22
Allergic Reaction	2	1	2	2	1	1	0	2	1	3	0		15
Animal Bite	0	0	1	0	0	0	0	2	0	0	0		3
Apartment Fire	0	0	0	0	0	0	1	0	0	0	0		1
Assult	0	1	1	0	1	1	0	0	2	1	0		7
Automatic Aid	3	2	3	4	1	0	0	0	0	1	2		16
Automatic Aid- Apartment Fire	13	6	13	10	4	2	5	0	0	2	3		58
Automatic Aid- Building Fire	4	2	2	3	0	1	1	0	0	2	3		18
Automatic Aid- Elevator Rescue	3	1	1	0	1	2	2	0	0	2	5		17
Automatic Aid- Entrapment MVC	1	3	1	0	1	0	0	0	0	0	2		8
Automatic Aid- Gas Leak	1	1	2	3	2	0	3	0	0	1	4		17
Automatic Aid- High Rise Fire	0	2	1	0	0	0	0	0	0	2	1		6
Back Pain	0	0	2	1	1	1	0	0	1	1	0		7
Burn Victim	0	0	0	0	0	0	2	0	0	0	0		2
Business Fire	0	0	0	0	0	0	0	1	1	0	0		2
Carbon Monoxide Detector With Symptoms	0	1	0	0	2	0	3	0	0	1	0		7
Carbon Monoxide Detector No Symptoms	2	3	3	1	11	8	11	7	1	3	5		55
Cardiac/Respiratory Arrest	1	1	0	0	0	1	0	0	2	0	1		6
Check a Noxious Odor	2	1	0	1	0	0	0	0	1	0	0		5
Check for Fire	0	0	1	0	1	0	7	0	3	0	1		13
Check for the Smell of Natural Gas	2	3	6	2	18	2	5	2	7	6	2		55
Check for the Smell of Smoke	2	2	1	2	5	2	5	4	3	0	0		26
Chest Pain	3	1	4	1	3	4	4	2	3	2	3		30
Child Locked in a Vehicle Engine and AC running	0	0	0	0	1	0	1	0	0	1	0		3
Child Locked in a Vehicle Engine not running	0	1	0	0	1	1	0	1	1	2	0		7
Choking	1	1	2	0	0	0	0	0	1	0	0		5
Diabetic Emergency	1	2	2	1	0	1	0	0	0	0	0		7
Difficulty Breathing	9	5	8	12	4	3	8	10	5	7	5		76
Dumpster Fire Not near Structure	0	0	0	0	1	1	0	0	0	0	1		3
Electrical Fire	0	0	1	0	1	0	1	1	0	3	0		7
Elevator Rescue	1	0	0	0	2	1	4	0	0	1	0		9
Entrapment- Non MVC	0	0	1	0	1	0	0	0	0	0	0		2
Eye Problems	0	0	0	0	0	1	0	0	0	0	0		1
Fall Victim	10	8	13	9	11	8	6	12	9	13	17		116
Fire Alarm Business	8	6	3	6	9	9	6	3	3	4	5		62
Fire Alarm Church or School	10	6	3	4	9	8	6	11	4	2	4		67
Fire Alarm Residence	36	28	23	25	57	38	59	26	45	31	32		400
Gas Leak	3	0	5	4	15	1	3	2	6	4	2		45
Grass Fire	0	0	0	0	0	0	1	0	0	1	2		4
HAZMAT Emergency	0	0	0	0	0	1	0	1	0	0	0		2
Headache- Stroke symptoms not present	0	0	0	2	0	1	0	1	2	0	0		6
Heart Problems	8	6	4	6	6	5	2	3	4	9	4		57
Heat/Cold Exposure	1	0	0	0	0	2	2	3	2	0	0		10
Hemorrhage/Laceration	1	2	1	1	1	1	1	4	4	2	4		22
House Fire	2	0	1	1	6	4	3	1	0	0	2		20
Injured Party	4	4	4	3	4	4	4	2	5	2	2		38
Medical Alarm	6	5	4	2	9	3	5	11	6	3	4		58
Motor Vehicle Collision	23	15	21	25	21	24	31	13	20	21	14		228
Motor Vehicle Collision with Entrapment	0	0	1	1	2	0	1	0	0	0	2		7
Object Down in Roadway	6	1	5	6	17	5	67	2	0	0	0		109
Oven/Appliance Fire	1	0	0	0	0	0	1	0	0	3	0		5
Overdose/Poisoning	1	1	2	0	3	0	2	1	1	3	4		18
Possible D.O.S.	1	0	1	2	0	0	0	1	0	1	0		6
Powerlines Down Arcing/Burning	3	0	3	6	41	14	66	2	0	0	5		140
Pregnancy/ Childbirth	1	0	0	0	0	0	0	0	2	0	0		3
Psychiatric Emergency	3	6	2	2	3	2	4	1	4	1	1		29
Seizures	4	2	8	4	2	1	7	0	4	3	0		35
Service Call Non-emergency	14	16	12	15	36	8	17	10	8	5	16		157
Shooting/Stabbing	1	0	0	0	2	1	0	0	0	0	1		5
Sick Call	21	15	15	19	23	20	19	8	11	9	17		177
Smoke in Business	1	0	0	0	0	0	0	0	0	0	0		1
Smoke in Residence	1	0	1	1	0	1	0	0	1	0	1		6
Stroke	5	1	3	2	3	1	5	4	1	3	1		29
Transformer Fire	3	0	2	2	11	1	11	0	1	0	0		31
Trash Fire	0	0	0	0	1	0	0	0	1	0	0		2
Traumatic Injury	1	3	0	1	0	0	0	0	3	0	1		9
Unconscious Party/Syncope	14	9	7	10	10	11	7	8	9	13	10		108
Unknown Medical Emergency	1	2	3	5	1	3	1	3	4	8	1		32
Vehicle Fire	4	3	1	2	3	0	0	2	2	1	0		18
Wash Down	1	1	1	0	0	0	0	0	1	0	0		4

Month	# of Incidents	Avg Resp Time
Jan	174	4:19
Feb	126	4:17
Mar	151	4:38
Apr	148	4:33
May	279	6:06
Jun	166	4:21
Jul	267	5:02
Aug	139	4:24
Sep	166	4:21
Oct	155	4:14
Nov	132	4:17
Dec		
<hr/>		
	1903	4:35

Note: Nat'l Std Fire Response Time: 6:50
 Note: Nat'l Std Fire EMS Time: 6:30



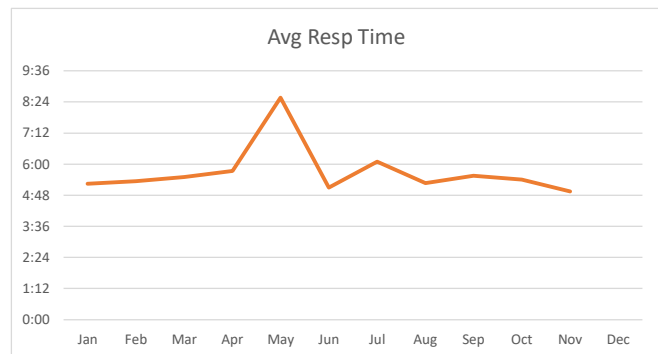
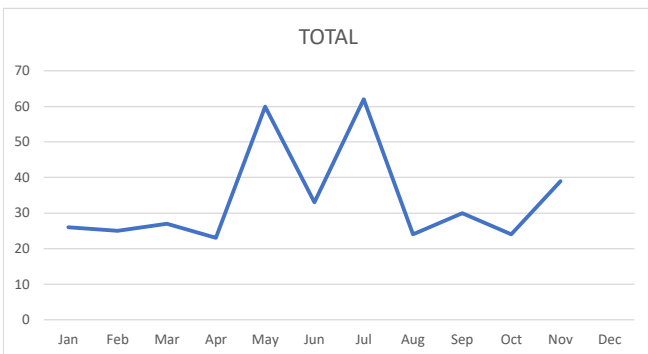


Village Fire Department
 901 Corbindale Rd
 Houston, TX, 77024
 Phone# (713) 468-7941 Fax# (713) 468-5039

November 2024 Summary - Bunker Hill

Call/Incident Type/Detail	Jan	Feb	Mar	Apr	May	Jun	Jul	Aug	Sep	Oct	Nov	Dec	Total YTD
TOTAL	26	25	27	23	60	33	62	24	30	24	39		373
Abdominal Pain	0	0	0	0	0	1	0	0	0	1	0		2
Allergic Reaction	0	0	0	0	0	0	0	0	0	1	0		1
Assult	0	1	0	0	0	0	0	0	1	0	0		2
Back Pain	0	0	0	0	0	1	0	0	0	0	0		1
Carbon Monoxide Detector No Symptoms	0	0	1	0	0	2	3	0	0	0	1		7
Cardiac/Respiratory Arrest	0	0	0	0	0	0	0	0	0	0	1		1
Check for Noxious Odor	1	0	0	0	0	0	0	0	0	0	0		1
Check for Fire	0	0	0	0	0	0	4	0	1	0	0		5
Check for the Smell of Natural Gas	2	0	2	0	3	0	0	1	0	0	1		9
Check for the Smell of Smoke	0	1	1	0	3	1	1	1	1	0	0		9
Chest Pain	0	0	0	0	1	0	0	0	1	0	2		4
Child Locked in a Vehicle Engine and AC running	0	0	0	0	1	0	0	0	0	0	0		1
Child Locked in a Vehicle Engine not running	0	0	0	0	0	0	0	0	1	0	0		1
Diabetic Emergency	0	1	0	0	0	1	0	0	0	0	0		2
Difficulty Breathing	0	0	2	4	1	0	1	0	1	1	0		10
Dumpster Fire Not near Structure	0	0	0	0	1	0	0	0	0	0	0		1
Electrical Fire	0	0	0	0	1	0	0	0	0	1	0		2
Entrapment- Non MVC	0	0	0	0	1	0	0	0	0	0	0		1
Fall Victim	0	1	4	1	1	1	0	3	2	2	3		18
Fire Alarm Business	0	1	0	0	0	0	1	1	0	1	0		4
Fire Alarm Church or School	3	0	1	0	0	0	0	1	0	0	0		5
Fire Alarm Residence	7	7	4	4	6	11	14	4	9	4	9		79
Gas Leak	0	0	1	0	4	0	1	0	1	1	2		10
Headache- Stroke symptoms not present	0	0	0	0	0	0	0	1	0	0	0		1
Heart Problems	1	0	0	0	1	0	0	0	0	0	0		2
Heat/Cold Exposure	0	0	0	0	0	0	1	1	1	0	0		3
Hemorrhage/Laceration	0	1	1	0	0	0	0	1	0	1	0		4
House Fire	0	0	0	1	0	0	0	0	0	0	0		1
Injured Party	1	0	1	1	2	1	1	0	2	1	0		10
Medical Alarm	0	0	1	1	1	1	0	3	0	1	1		9
Motor Vehicle Collision	2	1	1	2	1	1	2	0	1	2	1		14
Object Down in Roadway	1	0	1	3	4	2	9	1	0	0	0		21
Overdose/Poisoning	0	0	0	0	1	0	0	0	0	0	1		2
Possible D.O.S.	0	0	0	0	0	0	0	1	0	0	0		1
Powerlines Down Arcing/Burning	0	0	0	2	11	5	12	0	0	0	0		30
Pregnancy/ Childbirth	0	0	0	0	0	0	0	0	1	0	0		1
Psychiatric Emergency	0	1	0	0	1	0	0	0	1	0	0		3
Seizures	1	0	0	2	0	1	0	0	0	0	0		4
Service Call Non-emergency	2	5	3	1	9	0	7	2	4	4	12		49
Sick Call	2	2	3	1	2	2	1	2	0	1	2		18
Smoke in Residence	1	0	0	0	0	0	0	0	0	0	1		2
Stroke	0	1	0	0	0	0	0	2	0	0	1		4
Transformer Fire	0	0	0	0	2	0	1	0	0	0	0		3
Unconscious Party/Syncope	1	2	0	0	2	1	1	1	2	1	1		12
Unknown Medical Emergency	0	0	0	0	0	1	0	0	0	1	0		2
Vehicle Fire	1	0	0	0	0	0	0	0	0	0	0		1

Month	# of Incidents	Avg Resp Time
Jan	17	5:15
Feb	16	5:21
Mar	19	5:30
Apr	16	5:44
May	43	8:34
Jun	26	5:06
Jul	40	6:06
Aug	16	5:16
Sep	24	5:33
Oct	19	5:24
Nov	23	4:57
Dec		
<hr/>		
	259	5:42

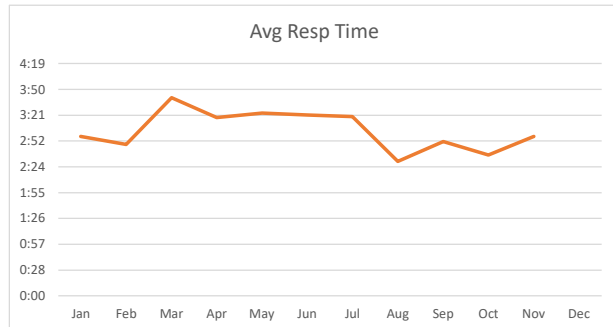
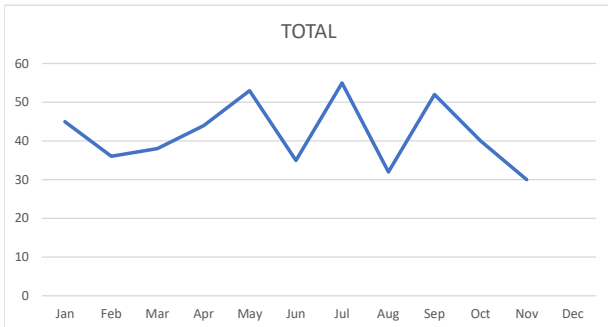




Village Fire Department
 901 Corbindale Rd
 Houston, TX, 77024
 Phone# (713) 468-7941 Fax# (713) 468-5039

November 2024 Summary - Hedwig

Call/Incident Type/Detail	Jan	Feb	Mar	Apr	May	Jun	Jul	Aug	Sep	Oct	Nov	Dec	Total YTD	Month	# of Incidents	Avg Resp Time
TOTAL	47	39	47	49	63	39	71	34	56	44	33		522			
Abdominal Pain	0	0	0	2	1	1	0	0	0	2	1		7	Jan	45	2:58
Allergic Reaction	1	0	1	1	0	0	0	2	1	0	0		6	Feb	36	2:49
Animal Bite	0	0	1	0	0	0	0	0	1	0	0		2	Mar	38	3:41
Assult	0	0	1	0	0	0	0	0	1	1	0		3	Apr	44	3:19
Back Pain	0	0	1	0	0	0	0	0	0	0	0		1	May	53	3:24
Business Fire	0	0	0	0	0	0	0	1	0	0	0		1	Jun	35	3:22
Carbon Monoxide Detector No Symptoms	0	0	0	0	4	2	1	0	0	0	0		7	Jul	55	3:20
Cardiac/Respiratory Arrest	0	0	0	0	0	1	0	0	1	0	0		2	Aug	32	2:30
Check a Noxious Odor	0	0	0	0	0	0	0	0	1	0	0		1	Sep	52	2:52
Check for Fire	0	0	0	0	0	0	1	0	0	0	0		1	Oct	40	2:37
Check for the Smell of Natural Gas	0	2	0	1	0	0	0	0	5	2	0		10	Nov	30	2:58
Check for the Smell of Smoke	1	1	0	1	1	1	1	1	1	0	0		8	Dec		
Chest Pain	2	1	0	0	2	1	0	1	1	1	0		9		460	3:04
Child Locked in a Vehicle Engine and AC running	0	0	0	0	0	0	1	0	0	1	0		2			
Child Locked in a Vehicle Engine not running	0	0	0	0	0	0	0	0	0	1	0		1			
Choking	0	0	2	0	0	0	0	0	0	0	0		2			
Diabetic Emergency	0	1	2	0	0	0	0	0	0	0	0		3			
Difficulty Breathing	3	0	2	3	0	1	3	2	2	3	2		21			
Dumpster Fire Not near Structure	0	0	0	0	0	1	0	0	0	0	0		1			
Elevator Rescue	1	0	0	0	0	0	2	0	0	1	0		4			
Eye Problems	0	0	0	0	0	1	0	0	0	0	0		1			
Fall Victim	2	3	1	0	1	1	1	2	3	1	3		18			
Fire Alarm Business	4	5	3	4	4	6	4	1	2	3	4		40			
Fire Alarm Church or School	1	3	0	1	4	1	3	5	2	1	2		23			
Fire Alarm Residence	1	0	4	5	1	1	3	2	5	5	3		30			
Gas Leak	0	0	2	0	4	0	0	0	0	0	0		6			
Grass Fire	0	0	0	0	0	0	0	0	0	0	1		1			
Headache- Stroke symptoms not present	0	0	0	0	0	0	0	0	2	0	0		2			
Heart Problems	2	1	0	2	1	1	1	2	0	2	1		13			
Heat/Cold Exposure	1	0	0	0	0	0	1	0	0	0	0		2			
Hemorrhage/Laceration	0	0	0	0	0	0	1	2	2	0	0		5			
House Fire	0	0	1	0	1	0	0	0	0	0	0		2			
Injured Party	2	0	2	0	0	0	0	1	1	1	0		7			
Medical Alarm	1	0	2	0	0	1	1	2	1	0	0		8			
Motor Vehicle Collision	7	5	4	5	6	3	10	2	7	6	2		57			
Motor Vehicle Collision with Entrapment	0	0	0	0	1	0	0	0	0	0	0		1			
Object Down in Roadway	0	1	1	0	3	1	11	0	0	0	0		17			
Oven/Appliance Fire	1	0	0	0	0	0	0	0	0	0	0		1			
Overdose/Poisoning	0	1	0	0	1	0	2	0	0	1	1		6			
Powerlines Down Arcing/Burning	1	0	0	0	9	1	6	0	0	0	0		17			
Pregnancy/ Childbirth	0	0	0	0	0	0	0	0	1	0	0		1			
Psychiatric Emergency	2	5	0	0	2	0	1	0	0	0	0		10			
Seizures	0	0	2	0	1	0	1	0	1	1	0		6			
Service Call Non-emergency	0	1	3	4	6	2	3	1	2	0	0		22			
Shooting/Stabbing	1	0	0	0	0	0	0	0	0	0	0		1			
Sick Call	4	4	6	12	8	9	8	2	6	4	10		73			
Smoke in Business	1	0	0	0	0	0	0	0	0	0	0		1			
Smoke in Residence	0	0	1	0	0	0	0	0	0	0	0		1			
Stroke	0	0	0	2	0	0	1	1	0	1	0		5			
Transformer Fire	0	0	2	1	1	0	2	0	1	0	0		7			
Traumatic Injury	0	1	0	0	0	0	0	0	1	0	0		2			
Unconscious Party/Syncope	6	1	1	3	1	3	2	3	1	3	3		27			
Unknown Medical Emergency	0	1	0	2	0	0	0	1	2	2	0		8			
Vehicle Fire	1	2	1	0	0	0	0	0	1	1	0		6			
Wash Down	1	0	1	0	0	0	0	0	1	0	0		3			

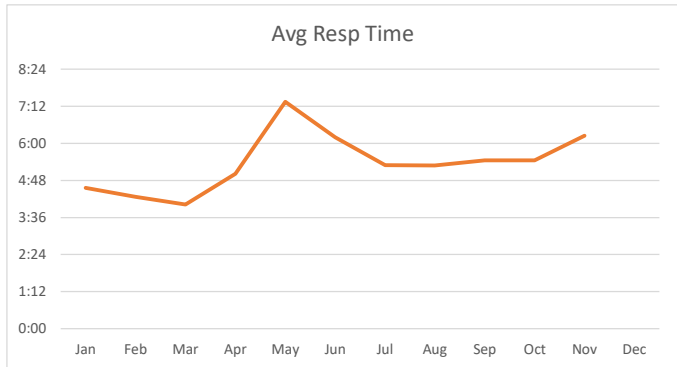
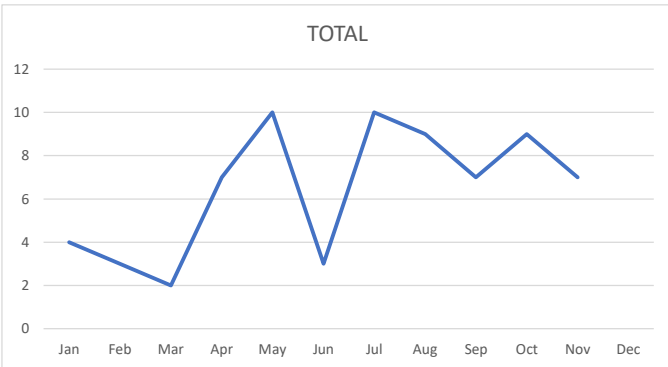




Village Fire Department
 901 Corbindale Rd
 Houston, TX, 77024
 Phone# (713) 468-7941 Fax# (713) 468-5039

November 2024 Summary - Hilshire

Call/Incident Type/Detail	Jan	Feb	Mar	Apr	May	Jun	Jul	Aug	Sep	Oct	Nov	Dec	Total YTD	Month	# of Incidents	Avg Resp Time
TOTAL	4	3	2	7	10	3	10	9	7	9	7		71	Jan	3	4:34
Abdominal Pain	0	0	0	0	0	1	0	1	0	1	0		3	Feb	3	4:16
Back Pain	0	0	0	0	0	0	0	0	0	1	0		1	Mar	1	4:01
Carbon Monoxide Detector No Symptoms	0	0	0	0	3	0	0	0	0	0	2		5	Apr	5	5:01
Check for the Smell of Natural Gas	0	0	0	0	0	0	1	0	0	1	0		2	May	8	7:21
Chest Pain	0	0	0	0	0	0	0	0	1	1	0		2	Jun	2	6:12
Difficulty Breathing	1	0	0	0	0	0	1	1	0	0	1		4	Jul	8	5:18
Fall Victim	1	0	0	0	1	0	0	0	1	1	0		4	Aug	9	5:17
Fire Alarm Business	1	0	0	0	1	0	0	0	0	0	0		2	Sep	7	5:27
Fire Alarm Church or School	0	1	0	1	1	1	2	2	0	0	1		9	Oct	8	5:27
Fire Alarm Residence	0	0	0	0	1	0	0	1	1	1	0		4	Nov	7	6:15
Gas Leak	0	0	0	0	0	0	0	0	0	1	0		1			
Heart Problems	0	1	0	0	0	0	0	0	0	0	0		1			
Hemorrhage/Laceration	0	0	0	0	0	0	0	0	0	0	1		1			
House Fire	0	0	0	0	1	0	0	0	0	0	0		1			
Injured Party	0	1	0	0	0	0	0	0	0	0	0		1			
Medical Alarm	0	0	0	0	0	0	0	0	1	0	0		1			
Motor Vehicle Collision	0	0	1	0	0	0	1	1	0	1	0		4			
Object Down in Roadway	0	0	0	1	0	0	1	0	0	0	0		2			
Possible D.O.S.	0	0	0	1	0	0	0	0	0	0	0		1			
Powerlines Down Arcing/Burning	0	0	0	0	0	0	1	0	0	0	0		1			
Seizures	0	0	0	1	0	0	0	0	0	0	0		1			
Service Call Non-emergency	0	0	0	1	0	0	1	0	0	0	0		2			
Sick Call	0	0	0	0	0	1	1	0	2	0	0		4			
Stroke	1	0	0	0	1	0	1	1	0	0	0		4			
Traumatic Injury	0	0	0	1	0	0	0	0	0	0	0		1			
Unconscious Party/Syncope	0	0	0	1	0	0	0	1	1	1	1		5			
Unknown Medical Emergency	0	0	1	0	1	0	0	0	0	0	1		3			
Vehicle Fire	0	0	0	0	0	0	0	1	0	0	0		1			
															61	5:22



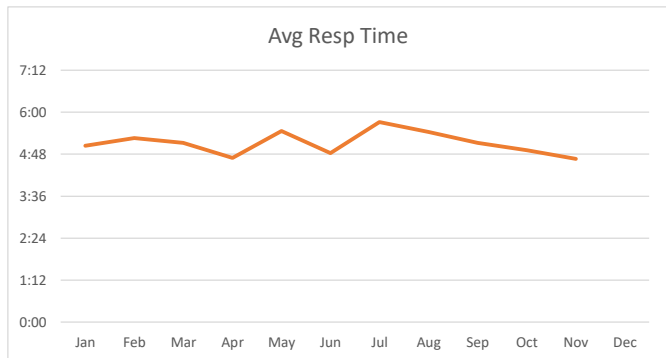
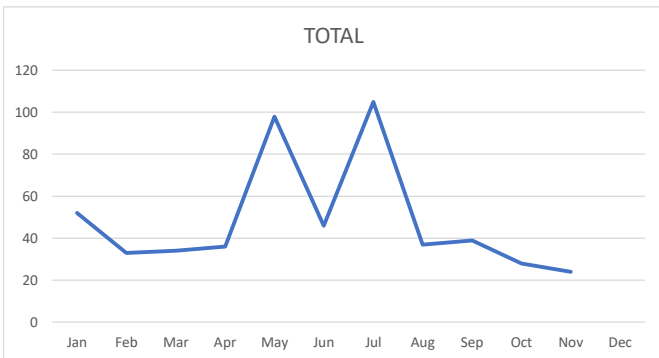


Village Fire Department
 901 Corbindale Rd
 Houston, TX, 77024
 Phone# (713) 468-7941 Fax# (713) 468-5039

November 2024 Summary - Hunters Creek

Call/Incident Type/Detail	Jan	Feb	Mar	Apr	May	Jun	Jul	Aug	Sep	Oct	Nov	Dec	Total YTD
TOTAL	52	33	34	36	98	46	105	37	39	28	24		532
Abdominal Pain	0	0	0	0	1	0	0	0	0	1	0		2
Allergic Reaction	0	0	0	1	1	0	0	0	0	0	0		2
Assault	0	0	0	0	0	1	0	0	0	0	0		1
Back Pain	0	0	0	1	1	0	0	0	1	0	0		3
Carbon Monoxide Alarm with Symptoms	0	0	0	0	1	0	0	0	0	0	0		1
Carbon Monoxide Detector No Symptoms	0	1	0	1	2	2	3	3	1	3	0		16
Check a Noxious Odor	1	1	0	0	0	0	0	0	0	0	0		2
Check for Fire	0	0	1	0	0	0	1	0	1	0	1		4
Check for the Smell of Natural Gas	0	0	1	1	9	0	3	1	1	1	1		18
Check for the Smell of Smoke	1	0	0	0	0	0	2	1	1	0	0		5
Chest Pain	1	0	1	0	0	1	3	0	0	0	1		7
Child Locked in a Vehicle Engine not running	0	0	0	0	1	0	0	0	0	0	0		1
Choking	1	0	0	0	0	0	0	0	0	0	0		1
Diabetic Emergency	1	0	0	1	0	0	0	0	0	0	0		2
Difficulty Breathing	0	2	1	2	0	1	1	2	1	1	0		11
Electrical Fire	0	0	1	0	0	0	1	1	0	1	0		4
Entrapment- Non MVC	0	0	1	0	0	0	0	0	0	0	0		1
Fall Victim	5	2	3	3	4	3	2	3	2	4	6		37
Fire Alarm Business	2	0	0	1	3	1	1	0	1	0	1		10
Fire Alarm Church or School	0	1	0	0	1	0	0	0	1	0	0		3
Fire Alarm Residence	13	13	5	4	33	9	20	11	12	6	2		128
Gas Leak	0	0	0	1	4	0	0	0	1	0	0		6
Grass Fire	0	0	0	0	0	0	1	0	0	0	1		2
Headache- Stroke symptoms not present	0	0	0	0	0	1	0	0	0	0	0		1
Heart Problems	1	2	2	0	1	1	1	0	3	1	0		12
Heat/Cold Exposure	0	0	0	0	0	0	0	1	0	0	0		1
Hemorrhage/Laceration	0	0	0	0	1	0	0	0	0	0	0		1
House Fire	0	0	0	0	2	2	1	1	0	0	1		7
Injured Party	1	2	0	1	0	1	1	1	1	0	1		9
Medical Alarm	3	1	0	0	4	0	1	1	2	0	0		12
Motor Vehicle Collision	3	0	2	2	2	9	6	5	1	0	1		31
Motor Vehicle Collision with Entrapment	0	0	1	0	0	0	0	0	0	0	0		1
Object Down in Roadway	1	0	0	1	4	1	22	1	0	0	0		30
Oven/Appliance Fire	0	0	0	0	0	0	0	0	0	2	0		2
Overdose/Poisoning	1	0	1	0	0	0	0	0	0	1	0		3
Possible D.O.S.	0	0	0	1	0	0	0	0	0	1	0		2
Powerlines Down Arcing/Burning	0	0	1	3	8	3	23	0	0	0	2		40
Psychiatric Emergency	0	0	2	1	0	1	1	0	0	0	0		5
Seizures	1	0	1	0	0	0	3	0	1	0	0		6
Service Call Non-emergency	5	5	3	3	7	3	3	5	0	1	3		38
Sick Call	5	0	2	2	2	2	2	0	1	1	1		18
Smoke in Residence	0	0	0	0	0	0	0	0	1	0	0		1
Stroke	1	0	1	0	1	0	1	0	0	0	0		4
Transformer Fire	1	0	0	0	5	1	2	0	0	0	0		9
Traumatic Injury	0	1	0	0	0	0	0	0	1	0	1		3
Unconscious Party/Syncope	4	1	2	3	0	3	0	0	3	2	1		19
Unknown Medical Emergency	0	0	2	2	0	0	0	0	2	2	0		8
Vehicle Fire	0	0	0	1	0	0	0	0	0	0	0		1
Wash Down	0	1	0	0	0	0	0	0	0	0	0		1

Month	# of Incidents	Avg Resp Time
Jan	40	5:03
Feb	21	5:16
Mar	29	5:08
Apr	30	4:42
May	75	5:28
Jun	35	4:50
Jul	67	5:43
Aug	28	5:26
Sep	28	5:08
Oct	24	4:55
Nov	19	4:40
Dec		
<hr/>		
	396	5:07

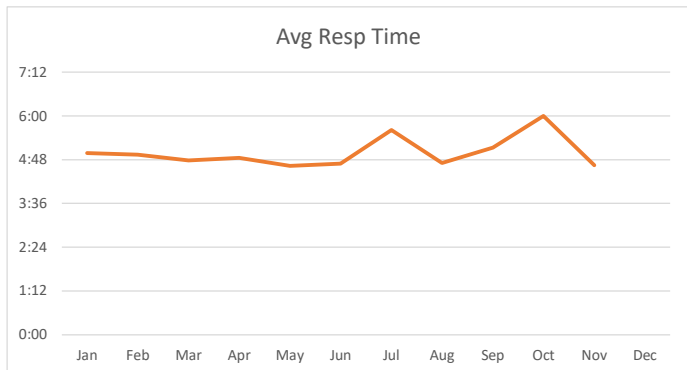
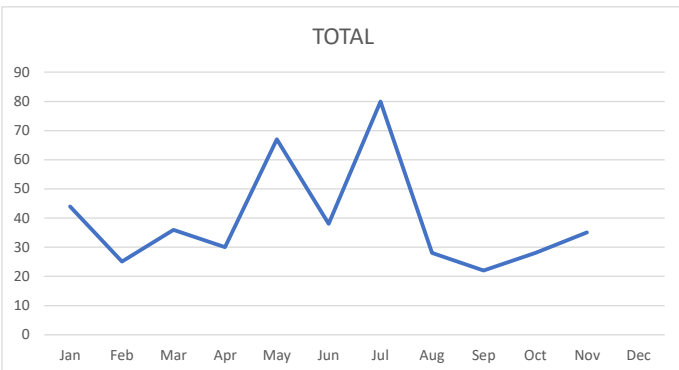




Village Fire Department
 901 Corbindale Rd
 Houston, TX, 77024
 Phone# (713) 468-7941 Fax# (713) 468-5039

November 2024 Summary - Piney Point

Call/Incident Type/Detail	Jan	Feb	Mar	Apr	May	Jun	Jul	Aug	Sep	Oct	Nov	Dec	Total YTD	Month	# of Incidents	Avg Resp Time
TOTAL	44	25	36	30	67	38	80	28	22	28	35		433	Jan	23	4:59
Abdominal Pain	0	0	1	0	1	0	0	0	0	0	0		2	Feb	16	4:56
Allergic Reaction	0	1	0	0	0	0	0	0	0	1	0		2	Mar	29	4:47
Animal Bite	0	0	0	0	0	0	0	0	1	0	0		1	Apr	18	4:51
Assult	0	0	0	0	1	0	0	0	0	0	0		1	May	47	4:38
Back Pain	0	0	1	0	0	0	0	0	0	0	0		1	Jun	29	4:42
Business Fire	0	0	0	0	0	0	0	0	1	0	0		1	Jul	50	5:37
Carbon Monoxide Alarm with Symptoms	0	0	0	0	0	0	2	0	0	0	0		2	Aug	23	4:43
Carbon Monoxide Detector No Symptoms	0	0	1	0	1	0	3	0	0	0	1		6	Sep	17	5:08
Cardiac/Respiratory Arrest	0	1	0	0	0	0	0	0	0	0	0		1	Oct	24	6:00
Check for the Smell of Natural Gas	0	1	2	0	2	1	0	0	0	1	0		7	Nov	24	4:39
Check for the Smell of Smoke	0	0	0	0	0	0	1	1	0	0	0		2	Dec		
Chest Pain	0	0	2	0	0	0	0	0	0	0	0		2		300	5:00
Child Locked in a Vehicle Engine not running	0	0	0	0	0	1	0	1	0	1	0		3			
Choking	0	1	0	0	0	0	0	0	1	0	0		2			
Difficulty Breathing	2	2	3	0	1	0	0	2	0	0	1		11			
Electrical Fire	0	0	0	0	0	0	0	0	0	1	0		1			
Fall Victim	1	1	4	1	3	1	2	1	0	2	4		20			
Fire Alarm Business	0	0	0	0	1	0	0	0	0	0	0		1			
Fire Alarm Church or School	5	0	1	1	2	4	0	3	0	1	1		18			
Fire Alarm Residence	13	7	7	8	11	12	18	6	10	11	15		118			
Gas Leak	3	0	0	3	0	0	1	0	1	0	0		8			
Headache- Stroke symptoms not present	0	0	0	1	0	0	0	0	0	0	0		1			
Heart Problems	0	1	1	1	1	0	0	0	0	1	1		6			
Heat/Cold Exposure	0	0	0	0	0	1	0	0	1	0	0		2			
Hemorrhage/Laceration	1	0	0	0	0	0	0	0	1	0	0		2			
House Fire	0	0	0	0	2	1	0	0	0	0	0		3			
Injured Party	0	0	0	1	2	0	0	0	0	0	0		3			
Medical Alarm	2	1	1	1	1	0	2	3	0	1	0		12			
Motor Vehicle Collision	1	1	2	1	3	1	1	2	2	3	2		19			
Motor Vehicle Collision with Entrapment	0	0	0	0	1	0	0	0	0	0	0		1			
Object Down in Roadway	3	0	2	1	4	1	19	0	0	0	0		30			
Overdose/Poisoning	0	0	0	0	1	0	0	1	0	0	1		3			
Possible D.O.S.	1	0	1	0	0	0	0	0	0	0	0		2			
Powerlines Down Arcing/Burning	2	0	1	1	9	5	16	2	0	0	3		39			
Psychiatric Emergency	0	0	0	1	0	0	2	1	0	1	1		6			
Seizures	0	0	0	0	1	0	0	0	0	0	0		1			
Service Call Non-emergency	4	4	3	6	9	2	2	1	2	0	1		34			
Shooting/Stabbing	0	0	0	0	2	1	0	0	0	0	1		4			
Sick Call	2	1	1	2	3	4	3	1	1	1	2		21			
Smoke in Residence	0	0	0	0	0	1	0	0	0	0	0		1			
Stroke	2	0	2	0	1	0	0	1	0	1	0		7			
Transformer Fire	1	0	0	0	2	0	4	0	0	0	0		7			
Traumatic Injury	1	0	0	0	0	0	0	0	1	0	0		2			
Unconscious Party/Syncope	0	2	0	1	2	1	3	1	0	2	1		13			
Unknown Medical Emergency	0	1	0	0	0	1	1	1	0	0	0		4			





Village Fire Department
 901 Corbindale Rd
 Houston, TX, 77024
 Phone# (713) 468-7941 Fax# (713) 468-5039

October 2024 Summary - Spring Valley

Call/Incident Type/Detail	Jan	Feb	Mar	Apr	May	Jun	Jul	Aug	Sep	Oct	Nov	Dec	Total YTD
TOTAL	49	37	36	40	64	44	54	33	41	41	31		470
Abdominal Pain	0	1	0	0	1	0	2	1	1	0	0		6
Allergic Reaction	1	0	1	0	0	1	0	0	0	1	0		4
Carbon Monoxide Alarm with Symptoms	0	1	0	0	1	0	1	0	0	1	0		4
Carbon Monoxide Detector No Symptoms	2	1	1	0	1	2	1	4	0	0	1		13
Cardiac/Respiratory Arrest	1	0	0	0	0	0	0	0	1	0	0		2
Check a Noxious Odor	0	0	0	1	0	0	0	0	0	0	0		1
Check for Fire	0	0	0	0	1	0	1	0	1	0	0		3
Check for the Smell of Natural Gas	0	0	1	0	4	1	0	0	1	1	0		8
Check for the Smell of Smoke	0	0	0	0	1	0	0	0	0	0	0		1
Chest Pain	0	0	1	0	0	2	1	1	0	0	0		5
Difficulty Breathing	3	1	0	3	2	1	2	3	1	1	1		18
Dumpster Fire Not near Structure	0	0	0	0	0	0	0	0	0	0	1		1
Elevator Rescue	0	0	0	0	2	1	0	0	0	0	0		3
Fall Victim	1	1	1	4	1	2	1	3	1	3	1		19
Fire Alarm Business	1	0	0	0	0	2	0	1	0	0	0		4
Fire Alarm Church or School	0	1	1	1	1	1	1	0	0	0	0		6
Fire Alarm Residence	2	1	2	4	5	5	3	2	8	3	3		38
Gas Leak	0	0	1	0	3	0	1	2	3	2	0		12
Grass Fire	0	0	0	0	0	0	0	0	0	1	0		1
HAZMAT Emergency	0	0	0	0	0	1	0	1	0	0	0		2
Headache- Stroke symptoms not present	0	0	0	1	0	0	0	0	0	0	0		1
Heart Problems	4	1	1	3	2	3	0	1	1	5	2		23
Heat/Cold Exposure	0	0	0	0	0	1	0	1	0	0	0		2
Hemorrhage/Laceration	0	1	0	1	0	1	0	1	1	1	3		9
House Fire	2	0	0	0	0	1	2	0	0	0	1		6
Injured Party	0	1	1	0	0	2	2	0	1	0	1		8
Medical Alarm	0	3	0	0	3	0	1	2	2	1	3		15
Motor Vehicle Collision	10	8	11	13	9	9	11	2	8	7	8		96
Motor Vehicle Collision with Entrapment	0	0	0	1	0	0	1	0	0	0	0		2
Object Down in Roadway	1	0	1	0	2	0	5	0	0	0	0		9
Oven/Appliance Fire	0	0	0	0	0	0	1	0	0	1	0		2
Overdose/Poisoning	0	0	1	0	0	0	0	0	1	1	1		4
Powerlines Down Arcing/Burning	0	0	1	0	4	0	7	0	0	0	0		12
Pregnancy/ Childbirth	1	0	0	0	0	0	0	0	0	0	0		1
Psychiatric Emergency	1	0	0	0	0	1	0	0	3	0	0		5
Seizures	2	2	5	1	0	0	3	0	2	2	0		17
Service Call Non-emergency	1	1	0	0	3	1	1	1	0	0	0		8
Sick Call	8	8	3	2	8	2	4	3	1	2	2		43
Smoke in Residence	0	0	0	1	0	0	0	0	0	0	0		1
Stroke	1	0	0	0	0	1	0	1	1	1	0		5
Transformer Fire	1	0	0	1	1	0	1	0	0	0	0		4
Trash Fire	0	0	0	0	1	0	0	0	1	0	0		2
Traumatic Injury	0	1	0	0	0	0	0	0	0	0	0		1
Unconscious Party/Syncope	3	3	3	1	5	2	1	1	1	4	3		27
Unknown Medical Emergency	1	0	0	1	0	1	0	1	0	3	0		7
Vehicle Fire	2	1	0	1	3	0	0	1	1	0	0		9

Month	# of Incidents	Avg Resp Time
Jan	46	4:17
Feb	34	4:24
Mar	35	4:41
Apr	35	5:13
May	53	8:48
Jun	39	3:57
Jul	47	4:09
Aug	31	4:31
Sep	38	4:31
Oct	40	4:12
Nov	29	4:05
Dec		
Total	427	4:48

