



Village Fire Department
 901 Corbindale Rd
 Houston, TX, 77024
 Phone# (713) 468-7941 Fax# (713) 468-5039

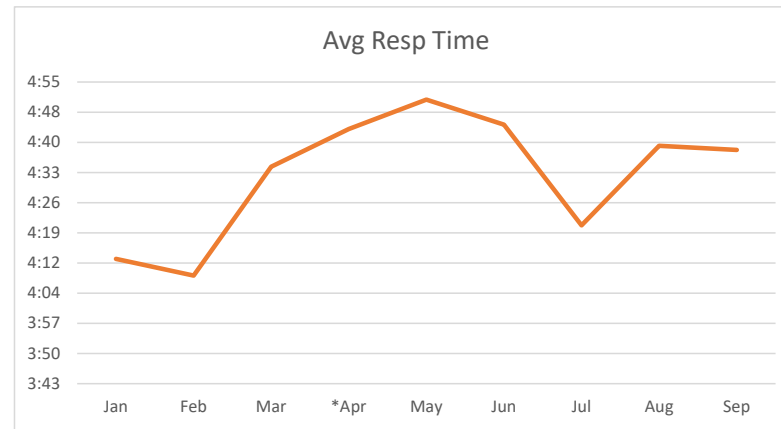
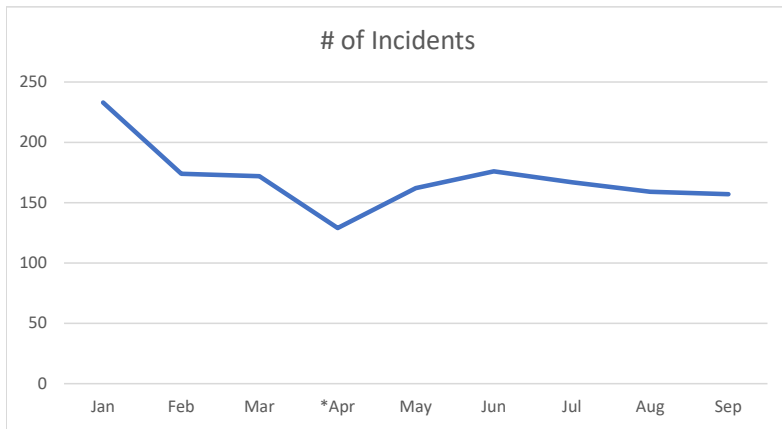
September 2023 Summary - All Cities

| Call/Incident Type/Detail | Jan | Feb | Mar | Apr | May | Jun | Jul | Aug | Sep | Total YTD |
|---|------------|------------|------------|------------|------------|------------|------------|------------|------------|-------------|
| TOTAL | 233 | 174 | 172 | 174 | 210 | 218 | 221 | 210 | 223 | 1835 |
| Adominal Pain | 2 | 0 | 3 | 1 | 0 | 1 | 1 | 1 | 2 | 11 |
| Allergic Reaction | 1 | 0 | 1 | 1 | 1 | 2 | 1 | 4 | 2 | 13 |
| Animal Bite | 1 | 0 | 1 | 0 | 0 | 0 | 0 | 0 | 0 | 2 |
| Apartment Fire | 2 | 0 | 1 | 0 | 0 | 1 | 0 | 0 | 0 | 4 |
| Assault | 0 | 0 | 0 | 0 | 1 | 1 | 0 | 1 | 0 | 3 |
| Automatic Aid | 2 | 0 | 1 | 1 | 1 | 0 | 1 | 0 | 1 | 7 |
| Automatic Aid- Apartment Fire | 15 | 9 | 7 | 8 | 9 | 1 | 6 | 5 | 13 | 73 |
| Automatic Aid- Building Fire | 4 | 3 | 2 | 4 | 4 | 0 | 2 | 2 | 5 | 26 |
| Automatic Aid- Elevator Rescue | 1 | 0 | 2 | 1 | 1 | 1 | 2 | 5 | 1 | 14 |
| Automatic Aid- Entrapment MVC | 0 | 2 | 2 | 1 | 0 | 0 | 0 | 0 | 2 | 7 |
| Automatic Aid- Gas Leak | 3 | 7 | 4 | 4 | 3 | 1 | 1 | 5 | 0 | 28 |
| Automatic Aid- High Rise Fire | 3 | 1 | 0 | 0 | 1 | 0 | 1 | 0 | 1 | 7 |
| Automatic Aid- House Fire | 6 | 3 | 2 | 1 | 0 | 0 | 0 | 0 | 0 | 12 |
| Back Pain | 0 | 1 | 2 | 0 | 0 | 0 | 2 | 0 | 1 | 6 |
| Business Fire | 0 | 1 | 0 | 1 | 0 | 0 | 0 | 0 | 2 | 4 |
| Carbon Monoxide Detector No Symptoms | 2 | 3 | 5 | 1 | 1 | 5 | 2 | 8 | 4 | 31 |
| Cardiac/Respiratory Arrest | 1 | 1 | 2 | 0 | 1 | 0 | 0 | 1 | 0 | 6 |
| Check a Noxious Odor | 1 | 0 | 2 | 0 | 0 | 0 | 0 | 1 | 0 | 4 |
| Check for Fire | 0 | 1 | 1 | 0 | 0 | 0 | 0 | 0 | 1 | 3 |
| Check for the Smell of Natural Gas | 10 | 1 | 0 | 6 | 0 | 2 | 0 | 3 | 1 | 23 |
| Check for the Smell of Smoke | 2 | 1 | 1 | 2 | 0 | 0 | 0 | 0 | 0 | 6 |
| Chest Pain | 8 | 13 | 2 | 2 | 4 | 3 | 6 | 5 | 5 | 48 |
| Child Locked in a Vehicle Engine and AC running | 0 | 1 | 1 | 0 | 0 | 0 | 0 | 0 | 0 | 2 |
| Child Locked in a Vehicle Engine and AC not running | 0 | 0 | 0 | 0 | 1 | 0 | 0 | 1 | 0 | 2 |
| Choking | 0 | 0 | 0 | 0 | 0 | 0 | 3 | 0 | 0 | 3 |
| Diabetic Emergency | 0 | 0 | 0 | 1 | 2 | 1 | 2 | 2 | 1 | 9 |
| Difficulty Breathing | 12 | 2 | 8 | 5 | 3 | 11 | 6 | 11 | 9 | 67 |
| Drowning | 0 | 0 | 0 | 0 | 0 | 0 | 1 | 0 | 1 | 2 |
| Electrical Fire | 1 | 0 | 0 | 0 | 1 | 0 | 1 | 0 | 0 | 3 |
| Elevator Rescue | 3 | 0 | 1 | 1 | 1 | 1 | 0 | 0 | 1 | 8 |
| Fall Victim | 8 | 6 | 13 | 7 | 14 | 14 | 12 | 8 | 9 | 91 |
| Fire Alarm Business | 4 | 7 | 1 | 5 | 4 | 5 | 7 | 9 | 6 | 48 |
| Fire Alarm Church or School | 5 | 2 | 4 | 4 | 8 | 15 | 1 | 3 | 8 | 50 |
| Fire Alarm Residence | 46 | 17 | 19 | 36 | 38 | 50 | 46 | 28 | 34 | 314 |
| Gas Leak | 2 | 4 | 3 | 1 | 1 | 3 | 0 | 1 | 2 | 17 |
| Grass Fire | 0 | 0 | 0 | 0 | 1 | 2 | 1 | 0 | 2 | 6 |

| Month | # of Incidents | Avg Resp Time |
|-------|----------------|---------------|
| Jan | 233 | 4:13 |
| Feb | 174 | 4:09 |
| Mar | 172 | 4:35 |
| *Apr | 129 | 4:44 |
| May | 162 | 4:51 |
| Jun | 176 | 4:45 |
| Jul | 167 | 4:21 |
| Aug | 159 | 4:40 |
| Sep | 157 | 4:39 |

* Note: Excludes cancelled calls beginning in April.

| | | | | | | | | | | |
|---|----|----|----|----|----|----|----|----|----|-----|
| HAZMAT Emergency | 0 | 0 | 0 | 0 | 0 | 0 | 0 | 1 | 0 | 1 |
| Headache - Stroke symptoms not present | 0 | 0 | 2 | 0 | 0 | 0 | 0 | 0 | 0 | 2 |
| Heart Problems | 5 | 4 | 5 | 5 | 10 | 6 | 8 | 8 | 7 | 58 |
| Heat/Cold Exposure | 0 | 0 | 0 | 0 | 0 | 2 | 0 | 1 | 2 | 5 |
| Hemorrhage/Laceration | 4 | 1 | 2 | 2 | 1 | 2 | 4 | 2 | 0 | 18 |
| House Fire | 2 | 1 | 1 | 1 | 1 | 2 | 3 | 2 | 0 | 13 |
| Injured Party | 2 | 2 | 2 | 1 | 4 | 3 | 2 | 6 | 2 | 24 |
| Medical Alarm | 3 | 3 | 1 | 7 | 8 | 4 | 5 | 9 | 7 | 47 |
| Motor Vehicle Collision | 17 | 21 | 13 | 19 | 27 | 19 | 21 | 20 | 24 | 181 |
| Motor Vehicle Collision with Entrapment | 0 | 1 | 2 | 0 | 0 | 0 | 3 | 1 | 1 | 8 |
| Object Down in Roadway | 0 | 0 | 1 | 2 | 5 | 5 | 1 | 1 | 2 | 17 |
| Oven/Appliance Fire | 0 | 0 | 0 | 0 | 0 | 0 | 0 | 0 | 1 | 1 |
| Overdose/Poisoning | 1 | 3 | 2 | 2 | 1 | 3 | 4 | 2 | 1 | 19 |
| Possible D.O.S. | 1 | 2 | 1 | 2 | 1 | 1 | 0 | 0 | 0 | 8 |
| Powerlines Down Arcing/Burning | 2 | 0 | 0 | 4 | 3 | 8 | 2 | 5 | 4 | 28 |
| Pregnancy/ Childbirth | 1 | 0 | 0 | 2 | 0 | 0 | 0 | 0 | 0 | 3 |
| Psychiatric Emergency | 3 | 4 | 5 | 1 | 1 | 1 | 4 | 2 | 1 | 22 |
| Seizures | 4 | 6 | 4 | 3 | 2 | 2 | 3 | 3 | 2 | 29 |
| Service Call Non-emergency | 12 | 16 | 12 | 3 | 3 | 1 | 14 | 10 | 16 | 87 |
| Shooting/Stabbing | 0 | 0 | 0 | 0 | 2 | 0 | 0 | 0 | 0 | 2 |
| Sick Call | 12 | 14 | 14 | 8 | 19 | 18 | 20 | 18 | 17 | 140 |
| Smoke in Business | 0 | 0 | 0 | 0 | 1 | 0 | 0 | 0 | 0 | 1 |
| Stroke | 1 | 2 | 1 | 1 | 3 | 5 | 4 | 3 | 3 | 23 |
| Transformer Fire | 1 | 0 | 2 | 3 | 1 | 1 | 1 | 1 | 1 | 11 |
| Trash Fire | 1 | 0 | 1 | 0 | 0 | 0 | 0 | 1 | 0 | 3 |
| Traumatic Injury | 0 | 0 | 2 | 1 | 0 | 1 | 1 | 0 | 0 | 5 |
| Unconscious Party/Syncope | 8 | 6 | 3 | 9 | 14 | 9 | 13 | 7 | 12 | 81 |
| Unknown Medical Emergency | 6 | 2 | 4 | 1 | 2 | 5 | 2 | 1 | 2 | 25 |
| Vehicle Fire | 2 | 0 | 1 | 3 | 0 | 0 | 1 | 2 | 4 | 13 |





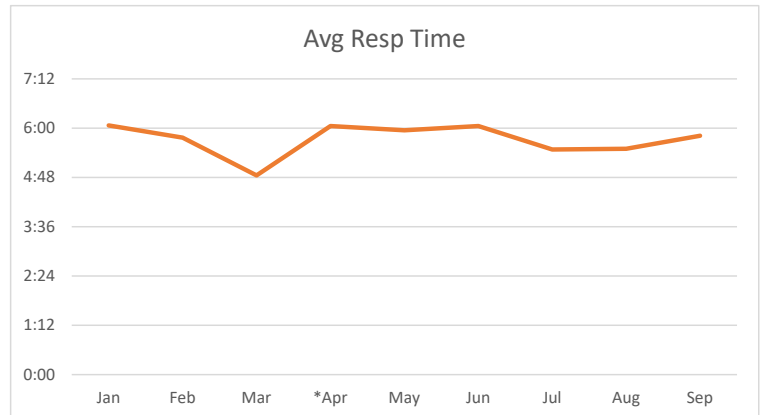
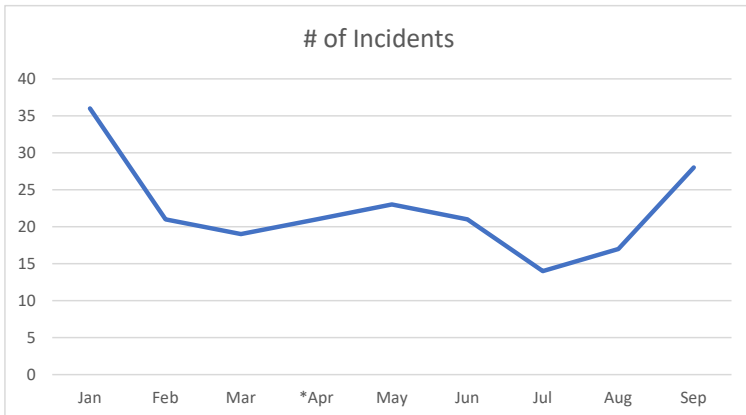
Village Fire Department
 901 Corbindale Rd
 Houston, TX, 77024
 Phone# (713) 468-7941 Fax# (713) 468-5039

September 2023 Summary - Bunker Hill

| Call/Incident Type/Detail | Jan | Feb | Mar | Apr | May | Jun | Jul | Aug | Sep | Total YTD |
|--|-----------|-----------|-----------|-----------|-----------|-----------|-----------|-----------|-----------|------------|
| TOTAL | 36 | 21 | 19 | 27 | 32 | 21 | 17 | 22 | 37 | 232 |
| Allergic Reaction | 0 | 0 | 0 | 0 | 0 | 1 | 0 | 0 | 0 | 1 |
| Assault | 0 | 0 | 0 | 0 | 1 | 0 | 0 | 0 | 0 | 1 |
| Business Fire | 0 | 1 | 0 | 0 | 0 | 0 | 0 | 0 | 0 | 1 |
| Carbon Monoxide Detector No Symptoms | 0 | 1 | 3 | 0 | 0 | 0 | 0 | 0 | 3 | 7 |
| Cardiac/Respiratory Arrest | 1 | 0 | 0 | 0 | 0 | 0 | 0 | 0 | 0 | 1 |
| Check for Fire | 0 | 0 | 0 | 0 | 0 | 0 | 0 | 0 | 1 | 1 |
| Check for the Smell of Natural Gas | 3 | 0 | 0 | 2 | 0 | 0 | 0 | 0 | 0 | 5 |
| Check for the Smell of Smoke | 1 | 0 | 0 | 0 | 0 | 0 | 0 | 0 | 0 | 1 |
| Chest Pain | 0 | 0 | 0 | 0 | 0 | 1 | 1 | 1 | 1 | 4 |
| Diabetic Emergency | 0 | 0 | 0 | 0 | 0 | 0 | 1 | 0 | 0 | 1 |
| Difficulty Breathing | 4 | 0 | 4 | 0 | 0 | 1 | 1 | 4 | 1 | 15 |
| Fall Victim | 0 | 1 | 0 | 2 | 2 | 2 | 0 | 1 | 3 | 11 |
| Fire Alarm Business | 0 | 1 | 0 | 0 | 0 | 0 | 0 | 0 | 0 | 1 |
| Fire Alarm Church or School | 1 | 0 | 0 | 1 | 0 | 1 | 0 | 1 | 2 | 6 |
| Fire Alarm Residence | 9 | 3 | 4 | 6 | 8 | 6 | 6 | 5 | 7 | 54 |
| Gas Leak | 0 | 0 | 1 | 1 | 0 | 1 | 0 | 1 | 0 | 4 |
| Grass Fire | 0 | 0 | 0 | 0 | 0 | 1 | 0 | 0 | 0 | 1 |
| Headache - Stroke symptoms not present | 0 | 0 | 1 | 0 | 0 | 0 | 0 | 0 | 0 | 1 |
| Heart Problems | 0 | 1 | 0 | 1 | 2 | 1 | 1 | 0 | 3 | 9 |
| Heat/Cold Exposure | 0 | 0 | 0 | 0 | 0 | 0 | 0 | 1 | 0 | 1 |
| Hemorrhage/Laceration | 0 | 0 | 0 | 1 | 0 | 0 | 0 | 0 | 0 | 1 |
| House Fire | 1 | 0 | 0 | 0 | 0 | 0 | 0 | 1 | 0 | 2 |
| Injured Party | 1 | 0 | 0 | 0 | 1 | 0 | 0 | 1 | 2 | 5 |
| Medical Alarm | 0 | 1 | 0 | 3 | 0 | 0 | 0 | 1 | 1 | 6 |
| Motor Vehicle Collision | 1 | 0 | 1 | 2 | 6 | 0 | 0 | 1 | 3 | 14 |
| Object Down in Roadway | 0 | 0 | 0 | 1 | 2 | 0 | 0 | 0 | 0 | 3 |
| Overdose/Poisoning | 1 | 0 | 0 | 0 | 0 | 1 | 0 | 1 | 1 | 4 |
| Possible D.O.S. | 1 | 0 | 0 | 0 | 0 | 0 | 0 | 0 | 0 | 1 |
| Powerlines Down Arcing/Burning | 0 | 0 | 0 | 1 | 1 | 0 | 0 | 0 | 0 | 2 |
| Psychiatric Emergency | 1 | 0 | 0 | 1 | 0 | 0 | 0 | 0 | 0 | 2 |
| Seizures | 1 | 1 | 1 | 1 | 1 | 1 | 0 | 0 | 0 | 6 |
| Service Call Non-emergency | 6 | 7 | 2 | 1 | 2 | 0 | 1 | 0 | 4 | 23 |
| Shooting/Stabbing | 0 | 0 | 0 | 0 | 2 | 0 | 0 | 0 | 0 | 2 |
| Sick Call | 1 | 4 | 1 | 1 | 3 | 1 | 2 | 3 | 2 | 18 |
| Stroke | 1 | 0 | 0 | 1 | 1 | 1 | 0 | 0 | 1 | 5 |
| Transformer Fire | 0 | 0 | 0 | 1 | 0 | 0 | 0 | 0 | 0 | 1 |
| Unconscious Party/Syncope | 1 | 0 | 0 | 0 | 0 | 1 | 3 | 0 | 2 | 7 |
| Unknown Medical Emergency | 1 | 0 | 1 | 0 | 0 | 1 | 1 | 0 | 0 | 4 |

| Month | # of Incidents | Avg Resp Time |
|-------|----------------|---------------|
| Jan | 36 | 6:04 |
| Feb | 21 | 5:46 |
| Mar | 19 | 4:51 |
| *Apr | 21 | 6:03 |
| May | 23 | 5:57 |
| Jun | 21 | 6:03 |
| Jul | 14 | 5:29 |
| Aug | 17 | 5:30 |
| Sep | 28 | 5:49 |

* Note: Excludes cancelled calls beginning in April.





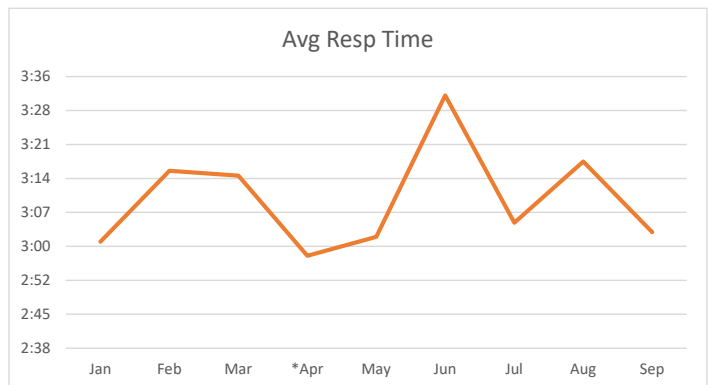
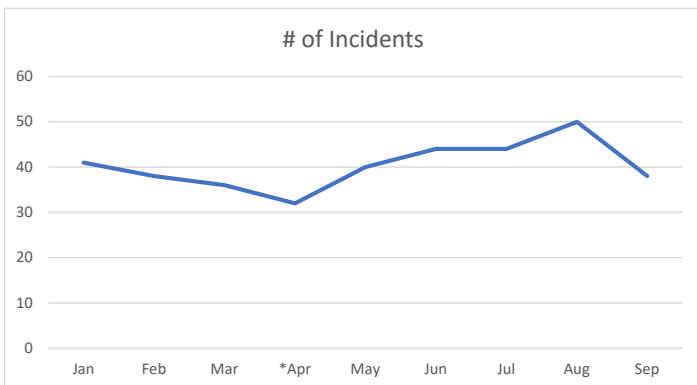
Village Fire Department
 901 Corbindale Rd
 Houston, TX, 77024
 Phone# (713) 468-7941 Fax# (713) 468-5039

September 2023 Summary - Hedwig

| Call/Incident Type/Detail | Jan | Feb | Mar | Apr | May | Jun | Jul | Aug | Sep | Total YTD |
|--------------------------------------|-----------|-----------|-----------|-----------|-----------|-----------|-----------|-----------|-----------|------------|
| TOTAL | 41 | 38 | 36 | 34 | 41 | 46 | 52 | 56 | 44 | 388 |
| Adominal Pain | 0 | 0 | 2 | 1 | 0 | 0 | 1 | 1 | 0 | 5 |
| Allergic Reaction | 0 | 0 | 1 | 1 | 1 | 1 | 1 | 0 | 1 | 6 |
| Apartment Fire | 1 | 0 | 1 | 0 | 0 | 1 | 0 | 0 | 0 | 3 |
| Assult | 0 | 0 | 0 | 0 | 0 | 1 | 0 | 0 | 0 | 1 |
| Back Pain | 0 | 0 | 0 | 0 | 0 | 0 | 1 | 0 | 0 | 1 |
| Business Fire | 0 | 0 | 0 | 1 | 0 | 0 | 0 | 0 | 1 | 2 |
| Carbon Monoxide Detector No Symptoms | 0 | 0 | 0 | 0 | 0 | 0 | 0 | 1 | 0 | 1 |
| Check a Noxious Odor | 1 | 0 | 0 | 0 | 0 | 0 | 0 | 0 | 0 | 1 |
| Check for the Smell of Natural Gas | 0 | 0 | 0 | 1 | 0 | 2 | 0 | 1 | 0 | 4 |
| Check for the Smell of Smoke | 0 | 0 | 1 | 1 | 0 | 0 | 0 | 0 | 0 | 2 |
| Chest Pain | 3 | 5 | 1 | 0 | 0 | 1 | 3 | 2 | 1 | 16 |
| Choking | 0 | 0 | 0 | 0 | 0 | 0 | 1 | 0 | 0 | 1 |
| Diabetic Emergency | 0 | 0 | 0 | 0 | 1 | 1 | 1 | 1 | 1 | 5 |
| Difficulty Breathing | 1 | 2 | 1 | 2 | 0 | 3 | 1 | 3 | 1 | 14 |
| Electrical Fire | 1 | 0 | 0 | 0 | 0 | 0 | 0 | 0 | 0 | 1 |
| Elevator Rescue | 0 | 0 | 0 | 0 | 0 | 1 | 0 | 0 | 0 | 1 |
| Fall Victim | 3 | 3 | 3 | 1 | 5 | 2 | 3 | 2 | 2 | 24 |
| Fire Alarm Business | 1 | 3 | 1 | 2 | 1 | 3 | 6 | 8 | 3 | 28 |
| Fire Alarm Church or School | 0 | 0 | 3 | 2 | 8 | 6 | 1 | 0 | 2 | 22 |
| Fire Alarm Residence | 7 | 2 | 1 | 5 | 1 | 0 | 4 | 3 | 5 | 28 |
| Gas Leak | 1 | 1 | 1 | 0 | 0 | 0 | 0 | 0 | 0 | 3 |
| Heart Problems | 1 | 2 | 0 | 3 | 3 | 2 | 1 | 3 | 3 | 18 |
| Heat/Cold Exposure | 0 | 0 | 0 | 0 | 0 | 1 | 0 | 0 | 1 | 2 |
| Hemorrhage/Laceration | 1 | 0 | 1 | 0 | 0 | 0 | 1 | 0 | 0 | 3 |
| House Fire | 0 | 0 | 0 | 0 | 0 | 0 | 1 | 1 | 0 | 2 |
| Injured Party | 1 | 2 | 0 | 0 | 2 | 0 | 0 | 4 | 0 | 9 |
| Medical Alarm | 0 | 0 | 0 | 0 | 1 | 1 | 0 | 0 | 0 | 2 |
| Motor Vehicle Collision | 5 | 6 | 5 | 2 | 3 | 2 | 6 | 9 | 7 | 45 |
| Object Down in Roadway | 0 | 0 | 0 | 0 | 0 | 2 | 0 | 0 | 0 | 2 |
| Overdose/Poisoning | 0 | 2 | 1 | 1 | 0 | 0 | 0 | 0 | 0 | 4 |
| Possible D.O.S. | 0 | 1 | 1 | 0 | 0 | 0 | 0 | 0 | 0 | 2 |
| Powerlines Down Arcing/Burning | 0 | 0 | 0 | 0 | 0 | 3 | 0 | 1 | 0 | 4 |
| Pregnancy/ Childbirth | 0 | 0 | 0 | 2 | 0 | 0 | 0 | 0 | 0 | 2 |
| Psychiatric Emergency | 1 | 0 | 2 | 0 | 0 | 0 | 1 | 0 | 0 | 4 |
| Seizures | 2 | 1 | 1 | 1 | 0 | 0 | 2 | 1 | 1 | 9 |
| Service Call Non-emergency | 0 | 4 | 3 | 0 | 0 | 0 | 5 | 3 | 5 | 20 |
| Sick Call | 5 | 2 | 2 | 2 | 5 | 7 | 6 | 5 | 4 | 38 |
| Smoke in Business | 0 | 0 | 0 | 0 | 1 | 0 | 0 | 0 | 0 | 1 |
| Stroke | 0 | 0 | 0 | 0 | 2 | 0 | 1 | 2 | 0 | 5 |
| Transformer Fire | 0 | 0 | 1 | 0 | 0 | 0 | 0 | 1 | 0 | 2 |
| Trash Fire | 0 | 0 | 0 | 0 | 0 | 0 | 0 | 1 | 0 | 1 |
| Traumatic Injury | 0 | 0 | 1 | 0 | 0 | 0 | 0 | 0 | 0 | 1 |
| Unconscious Party/Syncope | 3 | 1 | 1 | 5 | 6 | 3 | 5 | 2 | 6 | 32 |
| Unknown Medical Emergency | 2 | 1 | 1 | 1 | 1 | 3 | 0 | 0 | 0 | 9 |
| Vehicle Fire | 1 | 0 | 0 | 0 | 0 | 0 | 0 | 1 | 0 | 2 |

| Month | # of Incidents | Avg Resp Time |
|-------|----------------|---------------|
| Jan | 41 | 3:01 |
| Feb | 38 | 3:16 |
| Mar | 36 | 3:15 |
| *Apr | 32 | 2:58 |
| May | 40 | 3:02 |
| Jun | 44 | 3:32 |
| Jul | 44 | 3:05 |
| Aug | 50 | 3:18 |
| Sep | 38 | 3:03 |

* Note: Excludes cancelled calls beginning in April.





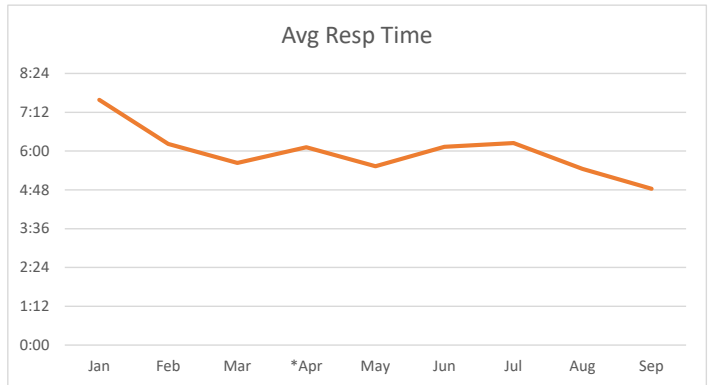
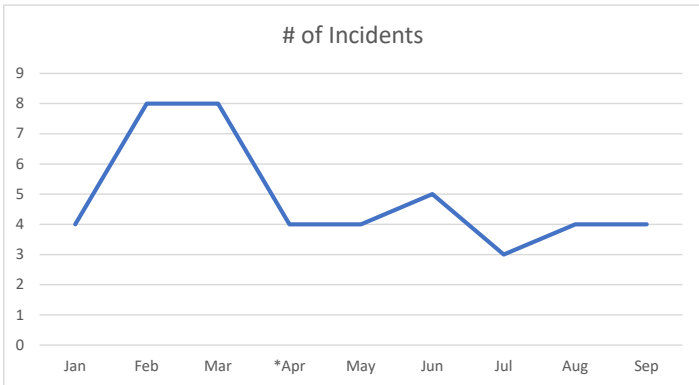
Village Fire Department
 901 Corbindale Rd
 Houston, TX, 77024
 Phone# (713) 468-7941 Fax# (713) 468-5039

September 2023 Summary - Hilshire

| Call/Incident Type/Detail | Jan | Feb | Mar | Apr | May | Jun | Jul | Aug | Sep | Total YTD |
|---|----------|----------|----------|----------|----------|----------|----------|----------|----------|-----------|
| TOTAL | 4 | 8 | 8 | 5 | 4 | 5 | 4 | 7 | 5 | 50 |
| Back Pain | 0 | 0 | 0 | 0 | 0 | 0 | 1 | 0 | 0 | 1 |
| Carbon Monoxide Detector No Symptoms | 1 | 0 | 0 | 0 | 0 | 0 | 0 | 0 | 0 | 1 |
| Check for the Smell of Natural Gas | 1 | 0 | 0 | 0 | 0 | 0 | 0 | 1 | 0 | 2 |
| Chest Pain | 1 | 1 | 0 | 0 | 1 | 0 | 0 | 0 | 0 | 3 |
| Fall Victim | 0 | 1 | 2 | 0 | 0 | 0 | 0 | 0 | 0 | 3 |
| Fire Alarm Business | 0 | 0 | 0 | 0 | 0 | 0 | 0 | 1 | 0 | 1 |
| Fire Alarm Church or School | 0 | 0 | 0 | 1 | 0 | 0 | 0 | 0 | 0 | 1 |
| Fire Alarm Residence | 0 | 0 | 0 | 0 | 2 | 1 | 0 | 1 | 0 | 4 |
| Heart Problems | 0 | 0 | 1 | 0 | 0 | 1 | 0 | 0 | 0 | 2 |
| Hemorrhage/Laceration | 0 | 1 | 0 | 1 | 0 | 0 | 0 | 0 | 0 | 2 |
| Medical Alarm | 0 | 0 | 0 | 0 | 1 | 0 | 0 | 1 | 0 | 2 |
| Motor Vehicle Collision | 0 | 1 | 0 | 1 | 0 | 3 | 0 | 0 | 1 | 6 |
| Motor Vehicle Collision with Entrapment | 0 | 0 | 2 | 0 | 0 | 0 | 0 | 0 | 0 | 2 |
| Object Down in Roadway | 0 | 0 | 0 | 1 | 0 | 0 | 0 | 0 | 0 | 1 |
| Overdose/Poisoning | 0 | 0 | 0 | 0 | 0 | 0 | 1 | 0 | 0 | 1 |
| Possible D.O.S. | 0 | 1 | 0 | 0 | 0 | 0 | 0 | 0 | 0 | 1 |
| Powerlines Down Arcing/Burning | 0 | 0 | 0 | 0 | 0 | 0 | 1 | 1 | 0 | 2 |
| Psychiatric Emergency | 1 | 0 | 0 | 0 | 0 | 0 | 0 | 0 | 0 | 1 |
| Service Call Non-emergency | 0 | 2 | 1 | 0 | 0 | 0 | 0 | 0 | 1 | 4 |
| Sick Call | 0 | 1 | 2 | 1 | 0 | 0 | 1 | 1 | 2 | 8 |
| Unconscious Party/Syncope | 0 | 0 | 0 | 0 | 0 | 0 | 0 | 1 | 0 | 1 |
| Unknown Medical Emergency | 0 | 0 | 0 | 0 | 0 | 0 | 0 | 0 | 1 | 1 |

| Month | # of Incidents | Avg Resp Time |
|-------|----------------|---------------|
| Jan | 4 | 7:35 |
| Feb | 8 | 6:13 |
| Mar | 8 | 5:38 |
| *Apr | 4 | 6:07 |
| May | 4 | 5:32 |
| Jun | 5 | 6:08 |
| Jul | 3 | 6:15 |
| Aug | 4 | 5:27 |
| Sep | 4 | 4:50 |

* Note: Excludes cancelled calls beginning in April.





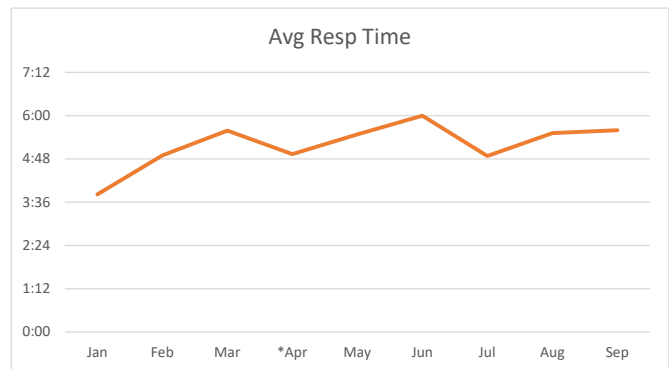
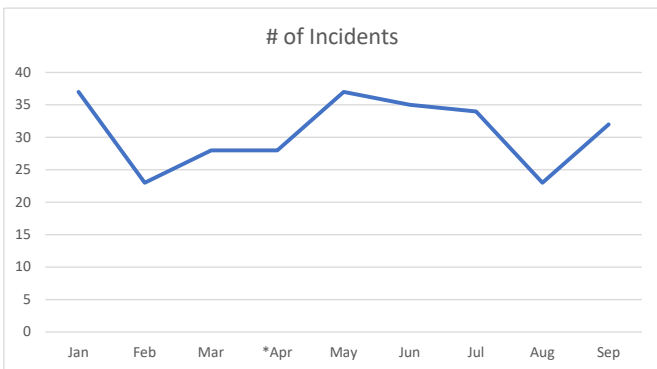
Village Fire Department
 901 Corbindale Rd
 Houston, TX, 77024
 Phone# (713) 468-7941 Fax# (713) 468-5039

September 2023 Summary - Hunters Creek

| Call/Incident Type/Detail | Jan | Feb | Mar | Apr | May | Jun | Jul | Aug | Sep | Total YTD |
|---|-----------|-----------|-----------|-----------|-----------|-----------|-----------|-----------|-----------|------------|
| TOTAL | 37 | 23 | 28 | 38 | 43 | 44 | 43 | 29 | 41 | 326 |
| Abdominal Pain | 0 | 0 | 0 | 0 | 0 | 1 | 0 | 0 | 1 | 2 |
| Allergic Reaction | 0 | 0 | 0 | 0 | 0 | 0 | 0 | 1 | 1 | 2 |
| Animal Bite | 0 | 0 | 1 | 0 | 0 | 0 | 0 | 0 | 0 | 1 |
| Back Pain | 0 | 0 | 1 | 0 | 0 | 0 | 0 | 0 | 0 | 1 |
| Carbon Monoxide Detector No Symptoms | 1 | 1 | 0 | 1 | 0 | 1 | 1 | 2 | 0 | 7 |
| Cardiac/Respiratory Arrest | 0 | 0 | 1 | 0 | 0 | 0 | 0 | 0 | 0 | 1 |
| Check a Noxious Odor | 0 | 0 | 1 | 0 | 0 | 0 | 0 | 0 | 0 | 1 |
| Check for the Smell of Natural Gas | 1 | 0 | 0 | 1 | 0 | 0 | 0 | 0 | 1 | 3 |
| Check for the Smell of Smoke | 0 | 0 | 0 | 1 | 0 | 0 | 0 | 0 | 0 | 1 |
| Chest Pain | 1 | 1 | 0 | 0 | 2 | 0 | 1 | 1 | 1 | 7 |
| Child Locked in a Vehicle Engine and AC not running | 0 | 0 | 0 | 0 | 1 | 0 | 0 | 1 | 0 | 2 |
| Choking | 0 | 0 | 0 | 0 | 0 | 0 | 1 | 0 | 0 | 1 |
| Difficulty Breathing | 2 | 0 | 3 | 2 | 1 | 1 | 0 | 1 | 4 | 14 |
| Electrical Fire | 0 | 0 | 0 | 0 | 1 | 0 | 1 | 0 | 0 | 2 |
| Elevator Rescue | 3 | 0 | 0 | 0 | 0 | 0 | 0 | 0 | 0 | 3 |
| Fall Victim | 1 | 0 | 2 | 3 | 2 | 4 | 4 | 3 | 2 | 21 |
| Fire Alarm Business | 1 | 1 | 0 | 2 | 0 | 0 | 0 | 0 | 0 | 4 |
| Fire Alarm Church or School | 0 | 0 | 0 | 0 | 0 | 1 | 0 | 0 | 0 | 1 |
| Fire Alarm Residence | 15 | 4 | 5 | 14 | 14 | 16 | 11 | 9 | 13 | 101 |
| Gas Leak | 0 | 1 | 0 | 0 | 1 | 0 | 0 | 0 | 2 | 4 |
| Grass Fire | 0 | 0 | 0 | 0 | 0 | 0 | 0 | 0 | 1 | 1 |
| Heart Problems | 0 | 0 | 1 | 1 | 2 | 0 | 1 | 1 | 1 | 7 |
| Hemorrhage/Laceration | 0 | 0 | 1 | 0 | 1 | 0 | 0 | 1 | 0 | 3 |
| House Fire | 0 | 1 | 0 | 1 | 1 | 0 | 0 | 0 | 0 | 3 |
| Injured Party | 0 | 0 | 1 | 0 | 0 | 2 | 0 | 0 | 0 | 3 |
| Medical Alarm | 2 | 2 | 0 | 3 | 4 | 2 | 3 | 4 | 2 | 22 |
| Motor Vehicle Collision | 5 | 7 | 1 | 1 | 4 | 5 | 3 | 0 | 3 | 29 |
| Object Down in Roadway | 0 | 0 | 0 | 0 | 0 | 0 | 0 | 0 | 1 | 1 |
| Overdose/Poisoning | 0 | 0 | 0 | 1 | 0 | 1 | 3 | 0 | 0 | 5 |
| Possible D.O.S. | 0 | 0 | 0 | 1 | 0 | 0 | 0 | 0 | 0 | 1 |
| Powerlines Down Arcing/Burning | 1 | 0 | 0 | 1 | 0 | 2 | 1 | 1 | 0 | 6 |
| Psychiatric Emergency | 0 | 1 | 1 | 0 | 0 | 0 | 1 | 0 | 1 | 4 |
| Seizures | 0 | 1 | 1 | 0 | 0 | 1 | 0 | 0 | 1 | 4 |
| Service Call Non-emergency | 1 | 0 | 3 | 2 | 0 | 0 | 3 | 2 | 2 | 13 |
| Sick Call | 0 | 1 | 3 | 0 | 5 | 3 | 2 | 1 | 2 | 17 |
| Stroke | 0 | 0 | 0 | 0 | 0 | 0 | 2 | 0 | 0 | 2 |
| Transformer Fire | 0 | 0 | 0 | 0 | 0 | 0 | 0 | 0 | 1 | 1 |
| Traumatic Injury | 0 | 0 | 0 | 1 | 0 | 1 | 1 | 0 | 0 | 3 |
| Unconscious Party/Syncope | 2 | 2 | 1 | 2 | 4 | 3 | 3 | 1 | 0 | 18 |
| Unknown Medical Emergency | 0 | 0 | 1 | 0 | 0 | 0 | 1 | 0 | 0 | 2 |
| Vehicle Fire | 1 | 0 | 0 | 0 | 0 | 0 | 0 | 0 | 1 | 2 |

| Month | # of Incidents | Avg Resp Time |
|-------|----------------|---------------|
| Jan | 37 | 3:49 |
| Feb | 23 | 4:54 |
| Mar | 28 | 5:35 |
| *Apr | 28 | 4:56 |
| May | 37 | 5:29 |
| Jun | 35 | 6:00 |
| Jul | 34 | 4:53 |
| Aug | 23 | 5:31 |
| Sep | 32 | 5:36 |

* Note: Excludes cancelled calls beginning in April.





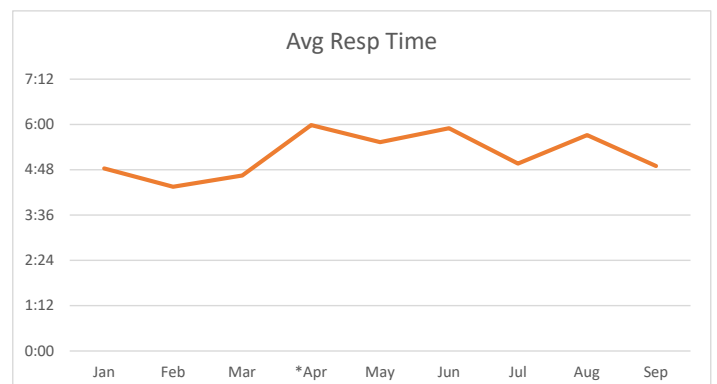
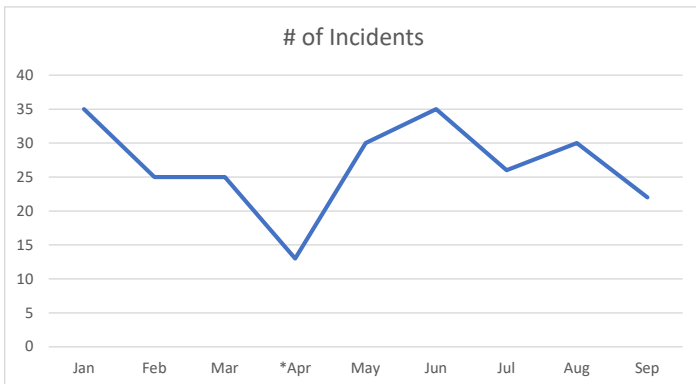
Village Fire Department
 901 Corbindale Rd
 Houston, TX, 77024
 Phone# (713) 468-7941 Fax# (713) 468-5039

September 2023 Summary - Piney Point

| Call/Incident Type/Detail | Jan | Feb | Mar | Apr | May | Jun | Jul | Aug | Sep | Total YTD |
|--------------------------------------|-----------|-----------|-----------|-----------|-----------|-----------|-----------|-----------|-----------|------------|
| TOTAL | 35 | 25 | 25 | 20 | 38 | 50 | 39 | 39 | 28 | 299 |
| Abdominal Pain | 0 | 0 | 0 | 0 | 0 | 0 | 0 | 0 | 1 | 1 |
| Allergic Reaction | 0 | 0 | 0 | 0 | 0 | 0 | 0 | 2 | 0 | 2 |
| Animal Bite | 1 | 0 | 0 | 0 | 0 | 0 | 0 | 0 | 0 | 1 |
| Business Fire | 0 | 0 | 0 | 0 | 0 | 0 | 0 | 0 | 1 | 1 |
| Carbon Monoxide Detector No Symptoms | 0 | 1 | 1 | 0 | 0 | 4 | 0 | 5 | 1 | 12 |
| Cardiac/Respiratory Arrest | 0 | 1 | 1 | 0 | 0 | 0 | 0 | 1 | 0 | 3 |
| Check a Noxious Odor | 0 | 0 | 0 | 0 | 0 | 0 | 0 | 1 | 0 | 1 |
| Check for the Smell of Natural Gas | 3 | 0 | 0 | 0 | 0 | 0 | 0 | 1 | 0 | 4 |
| Check for the Smell of Smoke | 1 | 1 | 0 | 0 | 0 | 0 | 0 | 0 | 0 | 2 |
| Chest Pain | 1 | 1 | 1 | 0 | 0 | 0 | 0 | 0 | 0 | 3 |
| Choking | 0 | 0 | 0 | 0 | 0 | 0 | 1 | 0 | 0 | 1 |
| Diabetic Emergency | 0 | 0 | 0 | 1 | 1 | 0 | 0 | 1 | 0 | 3 |
| Difficulty Breathing | 2 | 0 | 0 | 1 | 1 | 3 | 1 | 2 | 3 | 13 |
| Elevator Rescue | 0 | 0 | 0 | 0 | 0 | 0 | 0 | 0 | 1 | 1 |
| Fall Victim | 4 | 0 | 3 | 0 | 4 | 3 | 3 | 1 | 0 | 18 |
| Fire Alarm Church or School | 2 | 1 | 1 | 0 | 0 | 3 | 0 | 0 | 2 | 9 |
| Fire Alarm Residence | 9 | 7 | 7 | 10 | 12 | 21 | 19 | 8 | 7 | 100 |
| Gas Leak | 1 | 1 | 0 | 0 | 0 | 1 | 0 | 0 | 0 | 3 |
| Grass Fire | 0 | 0 | 0 | 0 | 1 | 1 | 0 | 0 | 1 | 3 |
| Heart Problems | 0 | 0 | 1 | 0 | 1 | 0 | 2 | 3 | 0 | 7 |
| Hemorrhage/Laceration | 1 | 0 | 0 | 0 | 0 | 1 | 1 | 0 | 0 | 3 |
| House Fire | 1 | 0 | 1 | 0 | 0 | 2 | 1 | 0 | 0 | 5 |
| Injured Party | 0 | 0 | 0 | 0 | 1 | 1 | 0 | 0 | 0 | 2 |
| Medical Alarm | 0 | 0 | 0 | 0 | 0 | 1 | 1 | 0 | 2 | 4 |
| Motor Vehicle Collision | 3 | 2 | 2 | 1 | 3 | 1 | 2 | 2 | 2 | 18 |
| Object Down in Roadway | 0 | 0 | 1 | 0 | 3 | 3 | 1 | 0 | 1 | 9 |
| Overdose/Poisoning | 0 | 1 | 0 | 0 | 1 | 0 | 0 | 1 | 0 | 3 |
| Possible D.O.S. | 0 | 0 | 0 | 0 | 1 | 1 | 0 | 0 | 0 | 2 |
| Powerlines Down Arcing/Burning | 0 | 0 | 0 | 1 | 0 | 0 | 0 | 0 | 2 | 3 |
| Psychiatric Emergency | 0 | 3 | 1 | 0 | 1 | 1 | 1 | 1 | 0 | 8 |
| Seizures | 1 | 1 | 0 | 1 | 0 | 0 | 1 | 1 | 0 | 5 |
| Service Call Non-emergency | 4 | 3 | 2 | 0 | 0 | 0 | 3 | 4 | 0 | 16 |
| Sick Call | 0 | 2 | 0 | 3 | 4 | 1 | 0 | 2 | 2 | 14 |
| Stroke | 0 | 0 | 0 | 0 | 0 | 1 | 0 | 1 | 1 | 3 |
| Transformer Fire | 0 | 0 | 1 | 1 | 0 | 0 | 1 | 0 | 0 | 3 |
| Trash Fire | 0 | 0 | 1 | 0 | 0 | 0 | 0 | 0 | 0 | 1 |
| Unconscious Party/Syncope | 1 | 0 | 0 | 0 | 3 | 1 | 1 | 1 | 1 | 8 |
| Unknown Medical Emergency | 0 | 0 | 1 | 0 | 1 | 0 | 0 | 1 | 0 | 3 |
| Vehicle Fire | 0 | 0 | 0 | 1 | 0 | 0 | 0 | 0 | 0 | 1 |

| Month | # of Incidents | Avg Resp Time |
|-------|----------------|---------------|
| Jan | 35 | 4:50 |
| Feb | 25 | 4:21 |
| Mar | 25 | 4:39 |
| *Apr | 13 | 5:59 |
| May | 30 | 5:32 |
| Jun | 35 | 5:54 |
| Jul | 26 | 4:58 |
| Aug | 30 | 5:43 |
| Sep | 22 | 4:54 |

* Note: Excludes cancelled calls beginning in April.





Village Fire Department
 901 Corbindale Rd
 Houston, TX, 77024
 Phone# (713) 468-7941 Fax# (713) 468-5039

September 2023 Summary - Spring Valley

| Call/Incident Type/Detail | Jan | Feb | Mar | Apr | May | Jun | Jul | Aug | Sep | Total YTD |
|---|-----------|-----------|-----------|-----------|-----------|-----------|-----------|-----------|-----------|------------|
| TOTAL | 42 | 32 | 32 | 25 | 30 | 41 | 49 | 37 | 38 | 326 |
| Adominal Pain | 2 | 0 | 1 | 0 | 0 | 0 | 0 | 0 | 0 | 3 |
| Allergic Reaction | 1 | 0 | 0 | 0 | 0 | 0 | 0 | 1 | 0 | 2 |
| Assult | 0 | 0 | 0 | 0 | 0 | 0 | 0 | 1 | 0 | 1 |
| Back Pain | 0 | 1 | 1 | 0 | 0 | 0 | 0 | 0 | 1 | 3 |
| Carbon Monoxide Detector No Symptoms | 0 | 0 | 1 | 0 | 1 | 0 | 0 | 0 | 0 | 2 |
| Cardiac/Respiratory Arrest | 0 | 0 | 0 | 0 | 1 | 0 | 0 | 0 | 0 | 1 |
| Check a Noxious Odor | 0 | 0 | 1 | 0 | 0 | 0 | 0 | 0 | 0 | 1 |
| Check for Fire | 0 | 1 | 1 | 0 | 0 | 0 | 0 | 0 | 0 | 2 |
| Check for the Smell of Natural Gas | 1 | 1 | 0 | 1 | 0 | 0 | 0 | 0 | 0 | 3 |
| Chest Pain | 2 | 5 | 0 | 2 | 1 | 1 | 1 | 1 | 2 | 15 |
| Child Locked in a Vehicle Engine and AC running | 0 | 1 | 0 | 0 | 0 | 0 | 0 | 0 | 0 | 1 |
| Difficulty Breathing | 2 | 0 | 0 | 0 | 1 | 3 | 3 | 1 | 0 | 10 |
| Drowning | 0 | 0 | 0 | 0 | 0 | 0 | 1 | 0 | 0 | 1 |
| Elevator Rescue | 0 | 0 | 1 | 1 | 1 | 0 | 0 | 0 | 0 | 3 |
| Fall Victim | 0 | 1 | 3 | 1 | 1 | 3 | 2 | 1 | 1 | 13 |
| Fire Alarm Business | 2 | 2 | 0 | 1 | 3 | 2 | 1 | 0 | 3 | 14 |
| Fire Alarm Church or School | 2 | 1 | 0 | 0 | 0 | 4 | 0 | 2 | 1 | 10 |
| Fire Alarm Residence | 6 | 1 | 1 | 0 | 1 | 6 | 6 | 2 | 2 | 25 |
| Gas Leak | 0 | 1 | 1 | 0 | 0 | 1 | 0 | 0 | 0 | 3 |
| HAZMAT Emergency | 0 | 0 | 0 | 0 | 0 | 0 | 0 | 1 | 0 | 1 |
| Headache - Stroke symptoms not present | 0 | 0 | 1 | 0 | 0 | 0 | 0 | 0 | 0 | 1 |
| Heart Problems | 4 | 1 | 2 | 0 | 2 | 1 | 3 | 1 | 0 | 14 |
| Heat/Cold Exposure | 0 | 0 | 0 | 0 | 0 | 1 | 0 | 0 | 1 | 2 |
| Hemorrhage/Laceration | 2 | 0 | 0 | 0 | 0 | 1 | 2 | 1 | 0 | 6 |
| House Fire | 0 | 0 | 0 | 0 | 0 | 0 | 1 | 0 | 0 | 1 |
| Injured Party | 0 | 0 | 1 | 1 | 0 | 0 | 2 | 1 | 0 | 5 |
| Medical Alarm | 1 | 0 | 1 | 1 | 2 | 0 | 1 | 3 | 2 | 11 |
| Motor Vehicle Collision | 3 | 3 | 3 | 9 | 9 | 3 | 10 | 7 | 7 | 54 |
| Motor Vehicle Collision with Entrapment | 0 | 1 | 0 | 0 | 0 | 0 | 3 | 1 | 1 | 6 |
| Oven/Appliance Fire | 0 | 0 | 0 | 0 | 0 | 0 | 0 | 0 | 1 | 1 |
| Overdose/Poisoning | 0 | 0 | 1 | 0 | 0 | 1 | 0 | 0 | 0 | 2 |
| Possible D.O.S. | 0 | 0 | 0 | 1 | 0 | 0 | 0 | 0 | 0 | 1 |
| Powerlines Down Arcing/Burning | 1 | 0 | 0 | 1 | 2 | 1 | 0 | 2 | 1 | 8 |
| Pregnancy/ Childbirth | 1 | 0 | 0 | 0 | 0 | 0 | 0 | 0 | 0 | 1 |
| Psychiatric Emergency | 0 | 0 | 1 | 0 | 0 | 0 | 1 | 1 | 0 | 3 |
| Seizures | 0 | 2 | 1 | 0 | 1 | 0 | 0 | 1 | 0 | 5 |
| Service Call Non-emergency | 1 | 0 | 0 | 0 | 0 | 1 | 2 | 1 | 3 | 8 |
| Sick Call | 6 | 4 | 6 | 1 | 2 | 6 | 7 | 5 | 4 | 41 |
| Stroke | 0 | 2 | 1 | 0 | 0 | 3 | 1 | 0 | 1 | 8 |
| Transformer Fire | 0 | 0 | 0 | 1 | 1 | 1 | 0 | 0 | 0 | 3 |
| Trash Fire | 1 | 0 | 0 | 0 | 0 | 0 | 0 | 0 | 0 | 1 |
| Traumatic Injury | 0 | 0 | 1 | 0 | 0 | 0 | 0 | 0 | 0 | 1 |
| Unconscious Party/Syncope | 1 | 3 | 1 | 2 | 1 | 1 | 1 | 2 | 3 | 15 |
| Unknown Medical Emergency | 3 | 1 | 0 | 0 | 0 | 1 | 0 | 0 | 1 | 6 |
| Vehicle Fire | 0 | 0 | 1 | 2 | 0 | 0 | 1 | 1 | 3 | 8 |

| Month | # of Incidents | Avg Resp Time |
|-------|----------------|---------------|
| Jan | 42 | 4:14 |
| Feb | 32 | 4:25 |
| Mar | 32 | 4:07 |
| *Apr | 25 | 5:23 |
| May | 28 | 4:52 |
| Jun | 36 | 4:08 |
| Jul | 46 | 4:20 |
| Aug | 33 | 4:33 |
| Sep | 33 | 4:21 |

* Note: Excludes cancelled calls beginning in April.

