



Village Fire Department
901 Corbindale Rd
Houston, TX, 77024
Phone# (713) 468-7941 Fax# (713) 468-5039

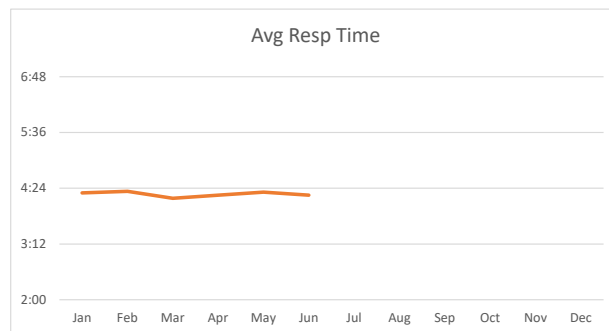
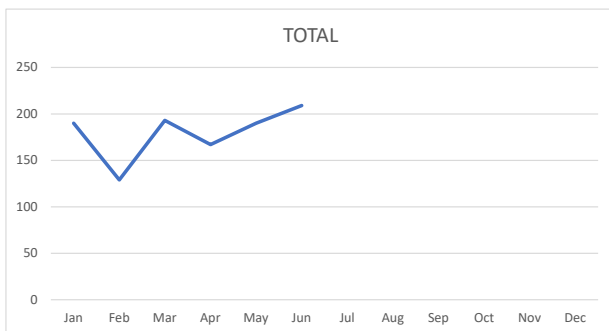
June 2025 Summary - All Cities

Call/Incident Type/Detail	Jan	Feb	Mar	Apr	May	Jun	Jul	Aug	Sep	Oct	Nov	Dec	Total YTD
TOTAL	190	129	193	167	190	209							1078
Abdominal Pain	1	2	4	2	0	6							15
Allergic Reaction	0	1	1	0	0	0							2
Animal Bite	0	0	0	0	1	0							1
Back Pain	0	0	1	0	0	2							3
Carbon Monoxide Alarm with Symptoms	0	0	0	0	1	0							1
Carbon Monoxide Detector No Symptoms	5	2	2	3	2	4							18
Cardiac/Respiratory Arrest	1	2	1	2	0	1							7
Check a Noxious Odor	1	2	1	0	2	1							7
Check for Fire	0	2	0	3	4	2							11
Check for the Smell of Natural Gas	5	1	9	4	1	1							21
Check for the Smell of Smoke	1	0	1	2	1	2							7
Chest Pain	5	1	7	2	11	7							33
Child Locked in a Vehicle Engine not running	0	0	0	0	2	2							4
Choking	0	0	0	2	1	0							3
Diabetic Emergency	0	1	0	0	1	1							3
Difficulty Breathing	11	4	9	5	4	9							42
Dumpster Fire Not near Structure	0	0	0	0	1	0							1
Elevator Rescue	0	0	0	1	0	1							2
Fall Victim	12	10	15	12	11	14							74
Fire Alarm Business	23	4	5	4	8	9							53
Fire Alarm Church or School	4	3	9	11	4	10							41
Fire Alarm Residence	31	23	18	25	28	35							160
Gas Leak	4	3	1	2	1	3							14
Grass Fire	0	0	0	0	2	0							2
Headache- Stroke symptoms not present	0	0	0	0	0	1							1
Heart Problems	8	4	7	8	8	5							40
Heat/Cold Exposure	0	0	0	0	0	1							1
Hemorrhage/Laceration	1	3	4	4	2	1							15
House Fire	1	1	0	2	0	0							4
Injured Party	4	2	5	2	4	5							22
Medical Alarm	3	1	2	3	2	1							12
Motor Vehicle Collision	22	14	23	11	15	19							104
Motor Vehicle Collision with Entrapment	1	0	0	0	0	0							1
Motor Vehicle vs Motorcycle	0	1	0	1	1	0							3
Motor Vehicle vs Pedestrian	0	0	0	2	2	2							6
Object Down in Roadway	0	0	3	5	0	3							11
Oven/Appliance Fire	0	0	1	0	1	0							2
Overdose/Poisoning	0	3	2	0	1	0							6
Possible D.O.S.	1	0	0	0	0	1							2
Powerlines Down Arcing/Burning	1	0	4	1	2	4							12
Psychiatric Emergency	2	2	4	3	6	1							18
Seizures	0	0	4	2	0	1							7
Service Call Non-emergency	11	8	10	7	14	16							66
Shooting/Stabbing	0	0	0	1	0	0							1
Sick Call	9	12	16	17	19	15							88
Smoke in Business	0	0	0	0	0	1							1
Smoke in Residence	2	0	0	0	0	0							2
Stroke	3	2	3	4	3	1							16
Transformer Fire	0	1	0	3	1	1							6
Trash Fire	0	0	1	0	0	0							1
Traumatic Injury	0	1	0	2	1	2							6
Unconscious Party/Syncope	10	8	12	8	15	9							62
Unknown Medical Emergency	6	3	5	1	6	3							24
Vehicle Fire	1	2	3	0	1	6							13

Month	# of Incidents	Avg Resp Time
Jan	144	4:18
Feb	105	4:20
Mar	161	4:11
Apr	135	4:15
May	156	4:19
Jun	166	4:15
Jul		
Aug		
Sep		
Oct		
Nov		
Dec		
867		4:16

Note: Nat'l Std Fire Response Time: 6:50

Note: Nat'l Std Fire EMS Time: 6:30



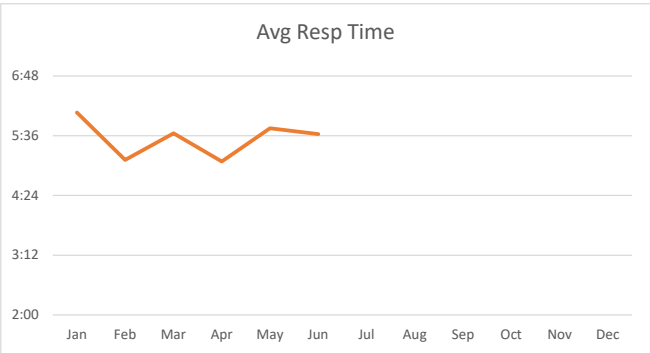
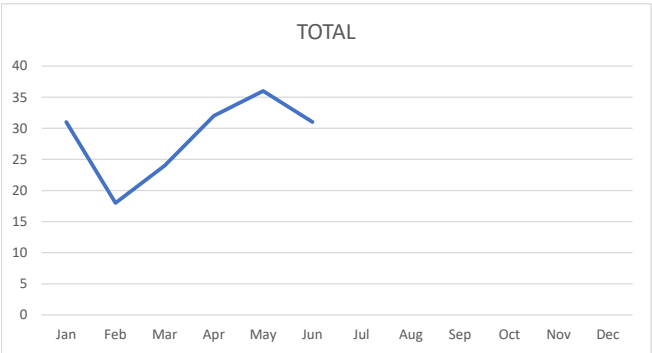


Village Fire Department
901 Corbindale Rd
Houston,TX,77024
Phone# (713) 468-7941 Fax# (713) 468-5039

June 2025 Summary - Bunker Hill

Call/Incident Type/Detail	Jan	Feb	Mar	Apr	May	Jun	Jul	Aug	Sep	Oct	Nov	Dec	Total YTD
TOTAL	31	18	24	32	36	31							172
Abdominal Pain	0	0	1	0	0	0							1
Allergic Reaction	0	1	0	0	0	0							1
Animal Bite	0	0	0	0	1	0							1
Carbon Monoxide Detector No Symptoms	2	0	2	0	0	0							4
Check a Noxious Odor	0	0	0	0	1	0							1
Check for Fire	0	1	0	1	1	1							4
Check for the Smell of Natural Gas	1	0	2	1	0	1							5
Check for the Smell of Smoke	1	0	0	0	0	0							1
Chest Pain	0	0	1	2	2	0							5
Choking	0	0	0	1	0	0							1
Difficulty Breathing	4	1	0	0	1	2							8
Fall Victim	3	1	0	2	2	2							10
Fire Alarm Church or School	2	0	0	1	0	0							3
Fire Alarm Residence	5	5	3	6	11	8							38
Gas Leak	1	0	0	1	0	0							2
Heart Problems	1	0	2	0	1	1							5
Hemorrhage/Laceration	0	1	0	2	0	0							3
House Fire	0	1	0	0	0	0							1
Injured Party	0	1	0	0	2	1							4
Medical Alarm	1	0	1	0	0	0							2
Motor Vehicle Collision	2	1	3	0	2	1							9
Motor Vehicle vs Pedestrian	0	0	0	0	1	1							2
Object Down in Roadway	0	0	1	0	0	1							2
Oven/Appliance Fire	0	0	1	0	1	0							2
Overdose/Poisoning	0	1	0	0	0	0							1
Possible D.O.S.	0	0	0	0	0	1							1
Powerlines Down Arcing/Burning	0	0	0	0	1	0							1
Seizures	0	0	1	1	0	1							3
Service Call Non-emergency	5	3	3	4	1	5							21
Sick Call	1	0	0	8	4	1							14
Stroke	0	0	1	0	2	1							4
Transformer Fire	0	0	0	1	0	1							2
Unconscious Party/Syncope	1	1	2	1	2	1							8
Unknown Medical Emergency	1	0	0	0	0	1							2

Month	# of Incidents	Avg Resp Time
Jan	21	6:04
Feb	10	5:07
Mar	16	5:39
Apr	24	5:05
May	33	5:45
Jun	22	5:38
Jul		
Aug		
Sep		
Oct		
Nov		
Dec		
126		5:33



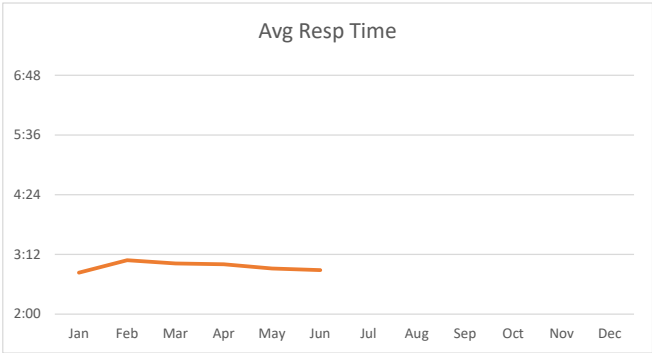
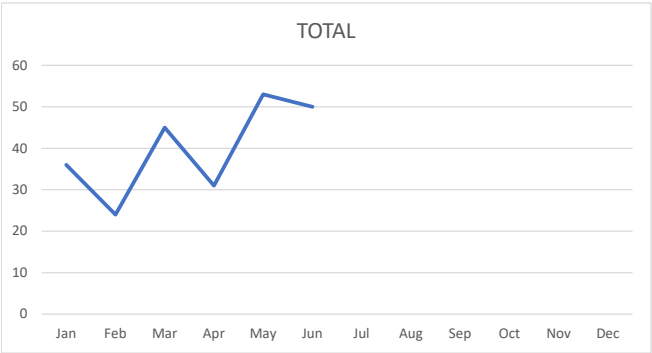


Village Fire Department
901 Corbindale Rd
Houston,TX,77024
Phone# (713) 468-7941 Fax# (713) 468-5039

June 2025 Summary - Hedwig

Call/Incident Type/Detail	Jan	Feb	Mar	Apr	May	Jun	Jul	Aug	Sep	Oct	Nov	Dec	Total YTD
TOTAL	46	27	48	32	60	60							273
Abdominal Pain	1	0	0	1	0	2							4
Cardiac/Respiratory Arrest	0	0	1	0	0	0							1
Check a Noxious Odor	0	1	1	0	0	0							2
Check for Fire	0	1	0	0	2	0							3
Check for the Smell of Natural Gas	1	0	1	2	1	0							5
Check for the Smell of Smoke	0	0	1	0	0	1							2
Chest Pain	2	1	1	0	3	3							10
Child Locked in a Vehicle Engine not running	0	0	0	0	0	1							1
Diabetic Emergency	0	1	0	0	0	1							2
Difficulty Breathing	2	0	4	1	0	5							12
Dumpster Fire Not near Structure	0	0	0	0	1	0							1
Fall Victim	4	2	6	4	6	5							27
Fire Alarm Business	12	2	3	1	5	7							30
Fire Alarm Church or School	0	0	2	0	1	2							5
Fire Alarm Residence	3	1	1	1	3	2							11
Gas Leak	1	0	0	0	0	0							1
Grass Fire	0	0	0	0	1	0							1
Heart Problems	0	2	0	3	4	3							12
Hemorrhage/Laceration	1	0	0	0	1	0							2
Injured Party	2	1	1	0	1	2							7
Medical Alarm	0	0	0	0	1	0							1
Motor Vehicle Collision	4	3	6	3	3	4							23
Motor Vehicle vs Motorcycle	0	0	0	0	1	0							1
Motor Vehicle vs Pedestrian	0	0	0	1	1	0							2
Powerlines Down Arcing/Burning	1	0	1	1	0	2							5
Psychiatric Emergency	1	1	1	2	1	0							6
Seizures	0	0	2	0	0	0							2
Service Call Non-emergency	2	2	3	1	4	7							19
Sick Call	3	4	2	4	9	3							25
Smoke in Residence	1	0	0	0	0	0							1
Stroke	0	0	1	3	0	0							4
Transformer Fire	0	1	0	1	0	0							2
Traumatic Injury	0	0	0	1	0	0							1
Unconscious Party/Syncope	1	3	5	2	9	5							25
Unknown Medical Emergency	3	1	3	0	2	1							10
Vehicle Fire	1	0	2	0	0	4							7

Month	# of Incidents	Avg Resp Time
Jan	36	2:50
Feb	24	3:05
Mar	45	3:01
Apr	31	3:00
May	53	2:55
Jun	50	2:53
Jul		
Aug		
Sep		
Oct		
Nov		
Dec		
239		2:57



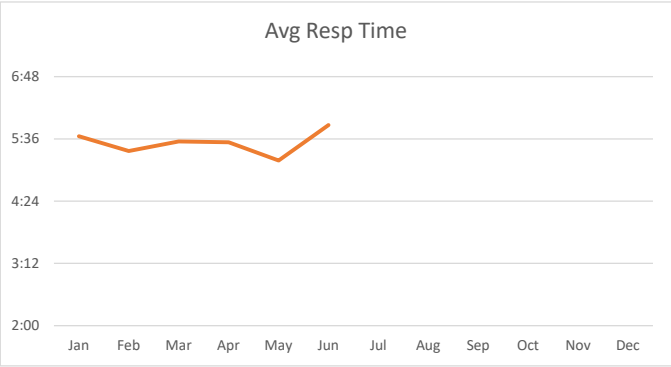
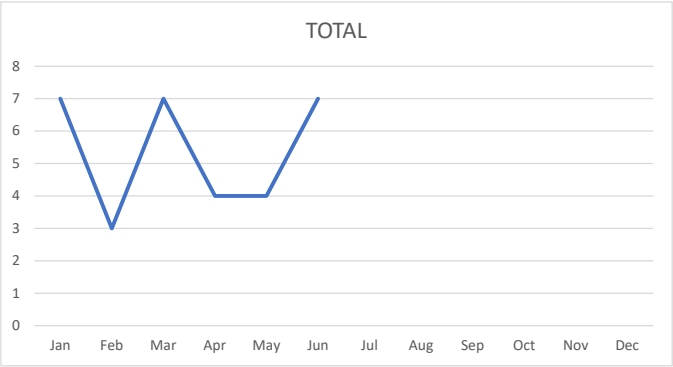


Village Fire Department
901 Corbindale Rd
Houston, TX, 77024
Phone# (713) 468-7941 Fax# (713) 468-5039

June 2025 Summary - Hilshire

Call/Incident Type/Detail	Jan	Feb	Mar	Apr	May	Jun	Jul	Aug	Sep	Oct	Nov	Dec	Total YTD
TOTAL	7	3	7	4	4	7							32
Abdominal Pain	0	1	0	0	0	1							2
Cardiac/Respiratory Arrest	1	0	0	1	0	0							2
Difficulty Breathing	1	0	1	0	0	0							2
Fall Victim	0	0	1	0	0	0							1
Fire Alarm Church or School	0	0	0	1	0	1							2
Fire Alarm Residence	1	0	0	1	0	1							3
Heart Problems	1	0	0	0	0	0							1
Medical Alarm	0	0	0	1	0	0							1
Motor Vehicle Collision	1	1	1	0	1	1							5
Overdose/Poisoning	0	1	0	0	0	0							1
Psychiatric Emergency	1	0	1	0	0	0							2
Sick Call	0	0	0	0	0	2							2
Trash Fire	0	0	1	0	0	0							1
Traumatic Injury	0	0	0	0	1	0							1
Unconscious Party/Syncope	1	0	1	0	0	0							2
Unknown Medical Emergency	0	0	0	0	1	0							1
Vehicle Fire	0	0	1	0	1	1							3

Month	# of Incidents	Avg Resp Time
Jan	7	5:39
Feb	3	5:22
Mar	7	5:33
Apr	2	5:32
May	4	5:11
Jun	6	5:52
Jul		
Aug		
Sep		
Oct		
Nov		
Dec		
29		5:31



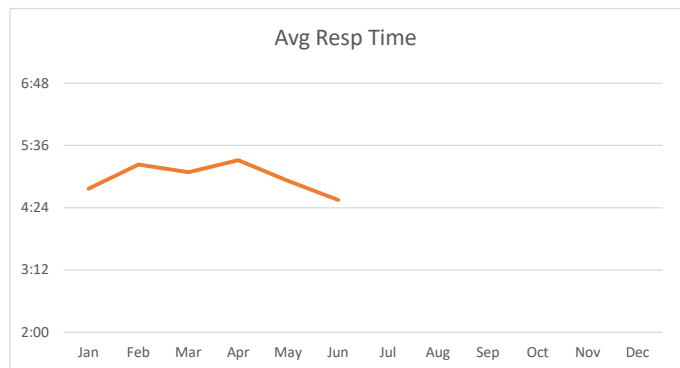
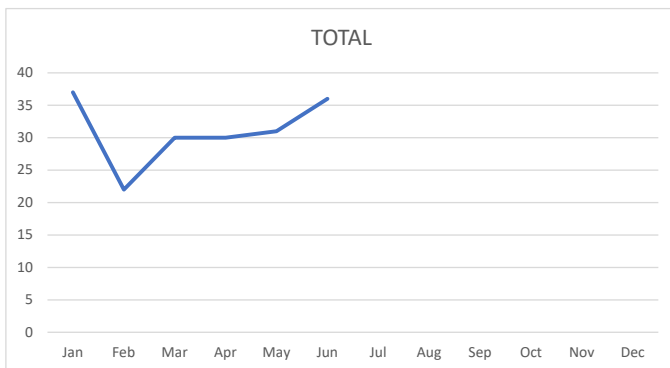


Village Fire Department
901 Corbindale Rd
Houston, TX, 77024
Phone# (713) 468-7941 Fax# (713) 468-5039

June 2025 Summary - Hunters Creek

Call/Incident Type/Detail	Jan	Feb	Mar	Apr	May	Jun	Jul	Aug	Sep	Oct	Nov	Dec	Total YTD
TOTAL	37	22	30	30	31	36							186
Abdominal Pain	0	0	2	1	0	2							5
Allergic Reaction	0	0	1	0	0	0							1
Carbon Monoxide Alarm with Symptoms	0	0	0	0	1	0							1
Carbon Monoxide Detector No Symptoms	1	2	0	0	0	2							5
Cardiac/Respiratory Arrest	0	0	0	0	0	1							1
Check a Noxious Odor	0	1	0	0	0	0							1
Check for Fire		0	0	0	1	0							1
Check for the Smell of Natural Gas	1	0	1	1	0	0							3
Check for the Smell of Smoke	0	0	0	1	0	1							2
Chest Pain	0	0	1	0	0	1							2
Child Locked in a Vehicle Engine not running	0	0	0	0	2	0							2
Difficulty Breathing	1	0	1	2	2	0							6
Elevator Rescue	0	0	0	0	0	1							1
Fall Victim	3	1	4	2	1	2							13
Fire Alarm Business	2	0	1	1	2	1							7
Fire Alarm Church or School	0	0	0	0	0	1							1
Fire Alarm Residence	15	9	6	10	7	13							60
Gas Leak	0	1	0	1	1	0							3
Heart Problems	3	1	1	0	0	0							5
Hemorrhage/Laceration	0	1	1	0	1	0							3
House Fire	0	0	0	1	0	0							1
Injured Party	1	0	2	1	0	1							5
Medical Alarm	0	1	0	0	1	0							2
Motor Vehicle Collision	2	2	4	1	4	3							16
Motor Vehicle Collision with Entrapment	1	0	0	0	0	0							1
Motor Vehicle vs Motorcycle	0	0	0	1	0	0							1
Motor Vehicle vs Pedestrian	0	0	0	0	0	1							1
Object Down in Roadway	0	0	0	1	0	1							2
Overdose/Poisoning	0	0	1	0	1	0							2
Psychiatric Emergency	0	0	0	0	2	0							2
Seizures	0	0	1	0	0	0							1
Service Call Non-emergency	0	0	0	1	0	2							3
Sick Call	1	3	2	1	2	0							9
Stroke	2	0	0	1	0	0							3
Traumatic Injury	0	0	0	0	0	1							1
Unconscious Party/Syncope	4	0	1	2	2	2							11
Unknown Medical Emergency	0	0	0	1	1	0							2

Month	# of Incidents	Avg Resp Time
Jan	29	4:46
Feb	16	5:14
Mar	27	5:05
Apr	23	5:19
May	22	4:55
Jun	25	4:33
Jul		
Aug		
Sep		
Oct		
Nov		
Dec		
142		4:58



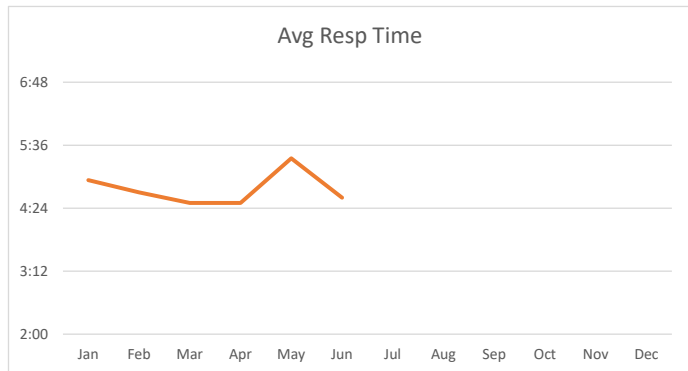
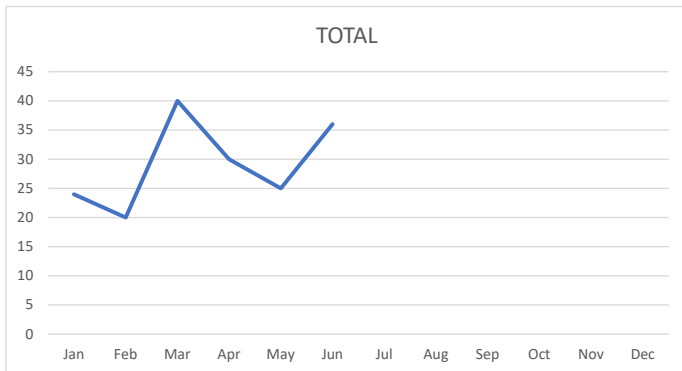


Village Fire Department
901 Corbindale Rd
Houston, TX, 77024
Phone# (713) 468-7941 Fax# (713) 468-5039

June 2025 Summary - Piney Point

Call/Incident Type/Detail	Jan	Feb	Mar	Apr	May	Jun	Jul	Aug	Sep	Oct	Nov	Dec	Total YTD
TOTAL	24	20	40	30	25	36							175
Abdominal Pain	0	0	1	0	0	1							2
Carbon Monoxide Detector No Symptoms	2	0	0	0	1	2							5
Cardiac/Respiratory Arrest	0	1	0	0	0	0							1
Check a Noxious Odor	1	0	0	0	1	0							2
Check for Fire	0	0	0	0	0	1							1
Check for the Smell of Natural Gas	1	0	2	0	0	0							3
Check for the Smell of Smoke	0	0	0	0	1	0							1
Chest Pain	1	0	1	0	3	0							5
Choking	0	0	0	1	0	0							1
Difficulty Breathing	0	0	1	1	1	1							4
Fall Victim	2	3	3	1	0	2							11
Fire Alarm Business	0	0	1	1	0	0							2
Fire Alarm Church or School	1	2	7	7	2	3							22
Fire Alarm Residence	5	5	8	6	5	8							37
Gas Leak	1	0	0	0	0	1							2
Headache- Stroke symptoms not present	0	0	0	0	0	1							1
Heart Problems	1	0	1	0	1	0							3
Hemorrhage/Laceration	0	0	0	1	0	0							1
House Fire	0	0	0	1	0	0							1
Injured Party	0	0	0	0	0	1							1
Medical Alarm	1	0	1	2	0	1							5
Motor Vehicle Collision	1	1	2	3	1	5							13
Object Down in Roadway	0	0	2	2	0	1							5
Overdose/Poisoning	0	1	0	0	0	0							1
Powerlines Down Arcing/Burning	0	0	1	0	0	1							2
Psychiatric Emergency	0	0	1	0	2	0							3
Service Call Non-emergency	3	3	2	0	5	1							14
Sick Call	2	1	5	1	2	4							15
Smoke in Residence	1	0	0	0	0	0							1
Stroke	0	1	1	0	0	0							2
Transformer Fire	0	0	0	1	0	0							1
Traumatic Injury	0	1	0	1	0	1							3
Unconscious Party/Syncope	1	1	0	1	0	0							3
Unknown Medical Emergency	0	0	0	0	0	1							1

Month	# of Incidents	Avg Resp Time
Jan	16	4:56
Feb	14	4:42
Mar	26	4:30
Apr	23	4:30
May	15	5:21
Jun	27	4:36
Jul		
Aug		
Sep		
Oct		
Nov		
Dec		
121		4:45





Village Fire Department
901 Corbindale Rd
Houston, TX, 77024
Phone# (713) 468-7941 Fax# (713) 468-5039

June 2025 Summary - Spring Valley

Call/Incident Type/Detail	Jan	Feb	Mar	Apr	May	Jun	Jul	Aug	Sep	Oct	Nov	Dec	Total YTD
TOTAL	44	39	42	36	34	39							234
Abdominal Pain	0	1	0	0	0	0							1
Back Pain	0	0	1	0	0	2							3
Carbon Monoxide Detector No Symptoms	0	0	0	2	1	0							3
Cardiac/Respiratory Arrest	0	1	0	1	0	0							2
Check a Noxious Odor	0	0	0	0	0	1							1
Check for Fire	0	0	0	2	0	0							2
Check for the Smell of Natural Gas	1	1	3	0	0	0							5
Check for the Smell of Smoke	0	0	0	1	0	0							1
Chest Pain	2	0	3	0	3	3							11
Child Locked in a Vehicle Engine not running	0	0	0	0	0	1							1
Choking	0	0	0	0	1	0							1
Diabetic Emergency	0	0	0	0	1	0							1
Difficulty Breathing	3	3	2	1	0	1							10
Elevator Rescue	0	0	0	1	0	0							1
Fall Victim	0	3	1	3	2	3							12
Fire Alarm Business	9	2	0	1	1	1							14
Fire Alarm Church or School	1	1	0	2	1	3							8
Fire Alarm Residence	2	3	0	1	2	3							11
Gas Leak	1	2	1	0	0	2							6
Grass Fire	0	0	0	0	1	0							1
Heart Problems	2	1	3	5	2	1							14
Heat/Cold Exposure	0	0	0	0	0	1							1
Hemorrhage/Laceration	0	1	3	0	0	1							5
Injured Party	1	0	2	1	1	0							5
Medical Alarm	1	0	0	0	0	0							1
Motor Vehicle Collision	12	6	6	4	4	5							37
Motor Vehicle vs Motorcycle	0	1	0	0	0	0							1
Motor Vehicle vs Pedestrian	0	0	0	1	0	0							1
Object Down in Roadway	0	0	0	1	0	0							1
Overdose/Poisoning	0	0	1	0	0	0							1
Possible D.O.S.	1	0	0	0	0	0							1
Powerlines Down Arcing/Burning	0	0	2	0	1	1							4
Psychiatric Emergency	0	1	1	1	1	1							5
Seizures	0	0	0	1	0	0							1
Service Call Non-emergency	1	0	1	1	4	1							8
Shooting/Stabbing	0	0	0	1	0	0							1
Sick Call	2	4	7	3	2	5							23
Smoke in Business	0	0	0	0	0	1							1
Stroke	1	1	0	0	1	0							3
Transformer Fire	0	0	0	0	1	0							1
Unconscious Party/Syncope	2	3	3	2	2	1							13
Unknown Medical Emergency	2	2	2	0	2	0							8
Vehicle Fire	0	2	0	0	0	1							3

Month	# of Incidents	Avg Resp Time
Jan	35	3:46
Feb	38	4:19
Mar	40	3:53
Apr	32	3:47
May	29	4:09
Jun	36	4:34
Jul		
Aug		
Sep		
Oct		
Nov		
Dec		
210		4:04

